



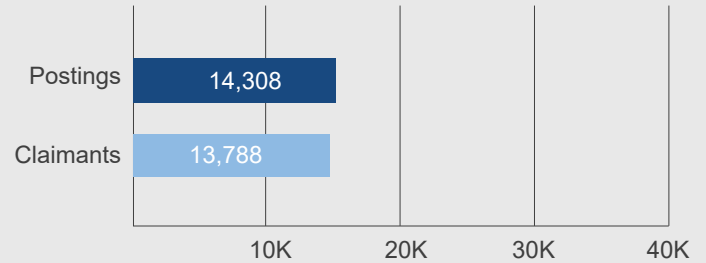
Labor Supply & Demand

First Quarter 2026

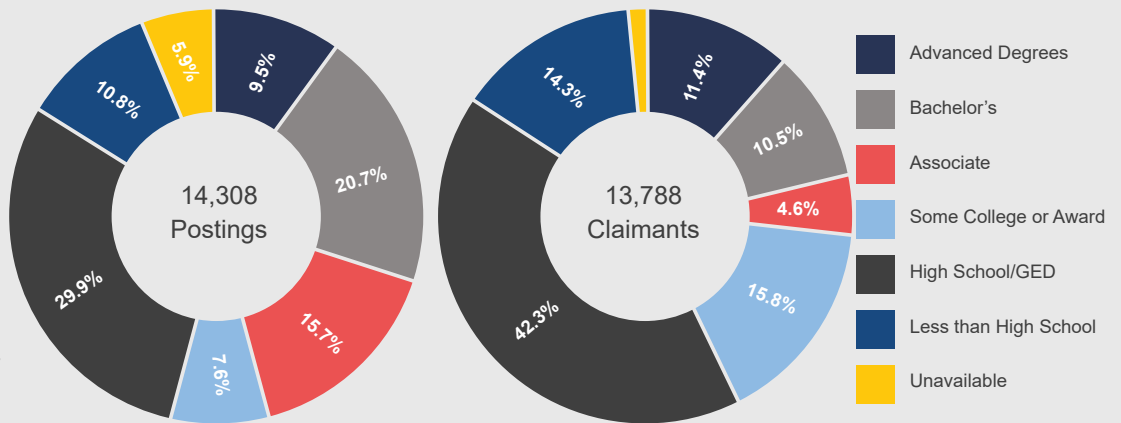
Unemployment Insurance (UI) claimants represent an able and available supply of trained workers who are currently seeking work. Online postings represent a current demand for labor detailing the types of occupations employers are seeking to fill.

On March 31, 2026, the Department of Labor and Training's EmployRI online network recorded 14,308 online job postings compared to 12,487 in Q1 2025. Also in March, 13,788 RI residents collected unemployment insurance benefits in contrast with 13,278 for the same period in 2025.

Job Postings & Claimants



The share of job postings for which the usual educational requirement was either a bachelor's or an associate degree was 36 percent. Claimants with those degrees represented 15 percent of the total collecting. The share of job postings for which the usual education requirement was a high school degree or lower was 41 percent. Claimants with that level of education represented 57 percent of those collecting.




The table to the right suggests that employers seeking to fill vacancies in the occupational groups near the top of the table should have an easier time finding experienced workers than those employers who are looking to employ experienced workers in occupational groups found near the bottom of the table.

Labor Supply & Demand by Major Occupation

Occupation	Postings*	Claimants**	Claimants/Postings
Construction & Extraction	134	2,355	17.6
Building & Grounds Cleaning & Maintenance	259	1,726	6.7
Transportation & Material Moving	624	1,254	2.0
Food Preparation & Serving Related	644	1,163	1.8
Production	386	688	1.8
Office & Administrative Support	989	1,115	1.1
Arts, Design, Entertainment, Sports, & Media	224	241	1.1
Installation, Maintenance, & Repair	389	412	1.1
Protective Service	149	145	1.0
Average Claimants per Posting	14,308	13,788	1.0
Management	1,271	925	0.7
Business & Financial Operations	753	472	0.6
Life, Physical, & Social Science	226	138	0.6
Sales & Related	1,003	490	0.5
Architecture & Engineering	361	139	0.4
Personal Care & Service	451	171	0.4
Computer & Mathematical	757	283	0.4
Community & Social Services	371	132	0.4
Healthcare Support	1,104	376	0.3
Education, Training, & Library	766	148	0.2
Healthcare Practitioners & Technical	3,348	210	0.1

Construction & Extraction



The greatest labor surplus was associated with the Construction & Extraction group for which there were nearly 18 UI claimants with this type of work experience for every online Construction & Extraction occupation posting.

Labor shortages are most likely to be found in the Healthcare Support, Education, Training & Library, and Healthcare Practitioners & Technical groups.

Labor Surplus

Occupations with the Most Claimants per Posting

The 13,778 UI claimants reported previous work experience in more than 600 different occupations. Labor surpluses existed for 30 of the 40 occupations most frequently cited by UI claimants.

Job seekers looking for employment in the occupations listed on the adjacent table may have a challenging time finding employment in the current environment.

Some surpluses exist due to school vacations, holidays, or seasonal factors; this type of surplus is typically short lived.

Occupational Title	Postings*	Claimants**	Claimants per Posting	Educational Requirement
Supervisors of Landscaping Workers		128	128.0	High School/GED
Pesticide Handlers, Sprayers, and Applicators		71	71.0	High School/GED
Tree Trimmers and Pruners		71	71.0	High School/GED
Cement Masons and Concrete Finishers		57	57.0	Less than HS
Roofers	1	56	56.0	Less than HS
Landscaping and Groundskeeping Workers	26	947	36.4	Less than HS
Construction Laborers	26	774	29.8	Less than HS
Painters, Construction and Maintenance	4	91	22.8	Less than HS
Carpenters	10	161	16.1	High School/GED
Food Servers, Nonrestaurant	13	155	11.9	Less than HS
Electricians	20	150	7.5	High School/GED
Operating Engineers of Construction Equipment	19	139	7.3	High School/GED
Bartenders	31	148	4.8	Less than HS
Machinists	13	61	4.7	High School/GED
Chefs and Head Cooks	29	125	4.3	High School/GED
Waiters and Waitresses	32	137	4.3	Less than HS
Light Truck or Delivery Services Drivers	35	141	4.0	High School/GED
Shipping, Receiving, and Traffic Clerks	23	70	3.0	High School/GED
Construction Managers	24	69	2.9	Associate
Laborers & Freight, Stock, & Material Movers, Hand	62	158	2.5	Less than HS

Labor Shortage

Occupations with the Most Postings per Claimant

During the quarter, EmployRI recorded 14,308 postings for over 500 different occupations. The number of postings exceed the number of unemployed workers for 298 occupations, indicating a possible labor shortage for those occupations.

Employers looking for workers in the occupations listed on the adjacent table may have a challenging time finding experienced workers in the current environment.

Occupational Title	Postings*	Claimants**	Postings per Claimant	Educational Requirement
Radiologic Technologist and Technicians	113	1	113.0	Associate
Speech-Language Pathologists	94	1	94.0	Master's
Pharmacists	142	2	71.0	Doctoral/Professional
Physical Therapists	173	3	57.7	Doctoral/Professional
Social Science Research Assistants	45	1	45.0	Associate
Nurse Practitioners	127	3	42.3	Master's
Psychiatrists	38		38.0	Doctoral/Professional
Medical and Clinical Laboratory Technologists	71	2	35.5	Bachelor's
Family Medicine Physicians	32	1	32.0	Doctoral/Professional
Surgical Technologists	30	1	30.0	Postsecondary
Registered Nurses	1,418	57	24.9	Associate
School Psychologists	22		22.0	Doctoral/Professional
Pediatricians, general	22		22.0	Doctoral/Professional
Orderlies	22		22.0	High School/GED
Middle School Teachers, Except Special & Career/Technical	22	1	22.0	Bachelor's
Occupational Therapists	43	2	21.5	Master's
Nuclear Medicine Technologists	20		20.0	Associate
Clinical and Counseling Psychologists	59	3	19.7	Doctoral/Professional
Licensed Practical and Licensed Vocational Nurses	171	10	17.1	Postsecondary
Education Administrators, Elementary & Secondary	17	1	17.0	Master's

*Jobs posted during the 90 day period ending March 31, 2026 and still open on March 31, 2026

EmployRI aggregates postings for a variety of job boards. Software is in place that is designed to eliminate duplicate postings.

**Individuals receiving unemployment insurance payments for the week ending March 14, 2026.

Claimants select the occupational code which best describes their current position upon registering for benefits.



A publication of the Labor Market Information Unit

RI Department of Labor and Training, 1511 Pontiac Ave., Cranston, RI 02920 <https://dlt.ri.gov/imi/> TTY via RI Relay 711

Equal Opportunity Employer. Auxiliary aids and services available upon request to individuals with disabilities.