



Rhode Island Department of Labor and Training

Quarterly Census of Rhode Island Employment and Wages

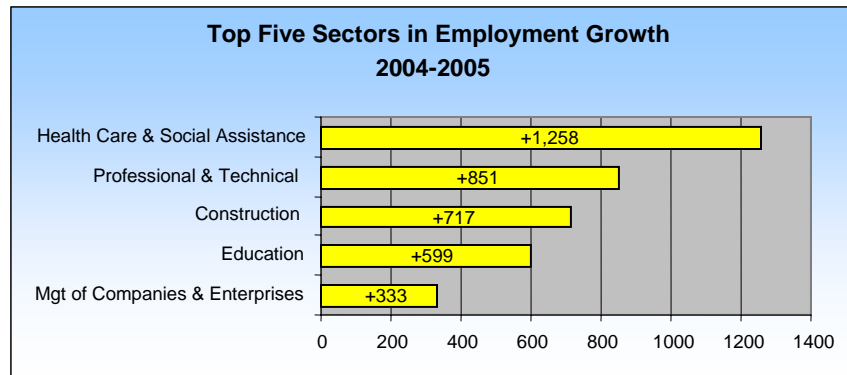
2004-2005 Industry Comparison



Rhode Island total employment averaged 477,664, in 2005, an increase of 1,307 (+0.3%) jobs from 2004. Private sector employment (414,907) accounted for all of the job growth, adding 2,698 (+0.7%) jobs while Government employment dropped by 1,391 (-2.2%) positions. State employment at the government level decreased by 733 positions, followed by Local (-557) and Federal (-101) government.

The Health Care & Social Services sector reported significant statewide employment growth between 2004 and 2005, adding 1,258 (+1.8%) positions, the largest job gain of all twenty sectors during this period. The Ambulatory Health Care Services sub-sector added 801 (+3.9%) positions over the year, the largest gain within the Health Care & Social Services sector. The remaining three sub-sectors, Hospitals (+492), Nursing & Residential Care Facilities (+120) and Social Assistance (+85) also posted annual job growth.

Employment in the Professional, Scientific & Technical Services sector increased by 851 (+4.3%) positions, the second largest employment sector growth between 2004 and 2005. This sector is comprised of establishments that specialize in performing professional, scientific, and technical activities for others and requires a high degree of expertise and training.



Construction (+717), Education (+599) and Management of Companies & Enterprises (+333) complete the top five sectors in employment growth. The Mining sector added 64 (+34.0%) jobs and led all sectors in job growth on a percentage basis.

Job declines were noted in five of the twenty employment sectors in 2005. Manufacturing employment was down 1,842 (-3.2%) from its 2004 level of 56,854. Fifteen of the twenty-one Manufacturing sub-sectors reported job losses, with the largest occurring in Computer and Electronic Product Manufacturing (-456), Miscellaneous Manufacturing (-286) and Electrical Equipment & Appliance Manufacturing (-229). Modest but positive job gains were noted in a few Manufacturing sub-sectors between 2004 and 2005, with the Printed and Related Support Activities (+65) and Furniture and Related Product (+56) sub-sectors reporting the largest gains.

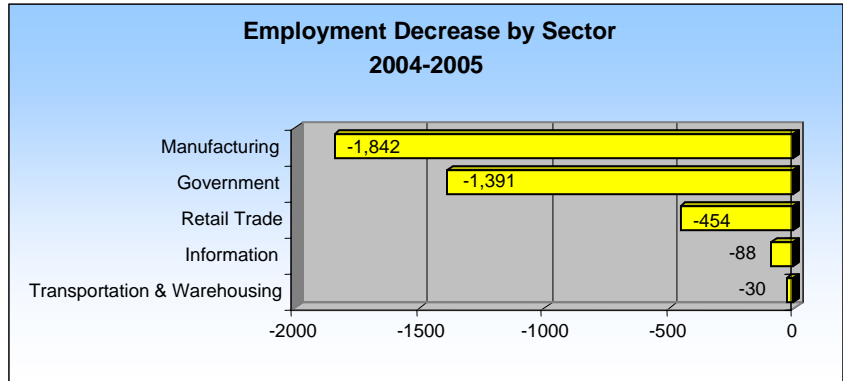
As noted earlier, Government sector employment was down 1,391 jobs between 2004 and 2005, the second largest sector employment drop during this period.

Quarterly Census of Rhode Island Employment and Wages

2005 Statewide Employment by NAICS

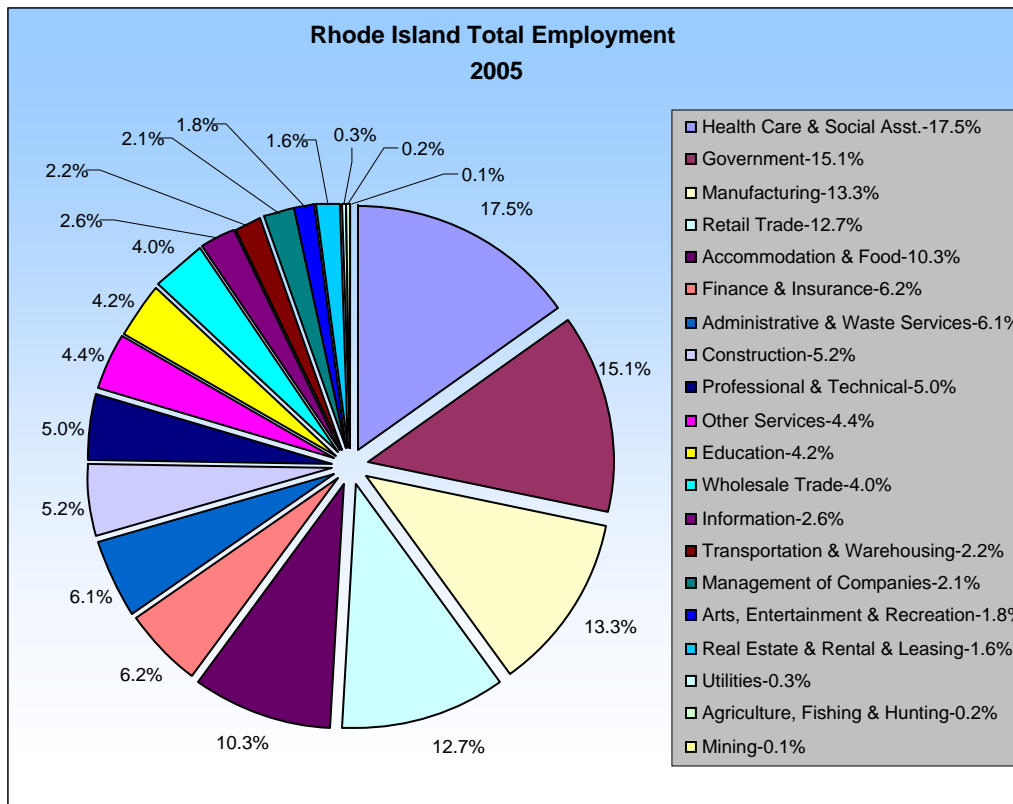
	Number of <u>Units</u>	Average <u>Employment</u>	Total <u>Wages</u>	Average <u>Annual Wage</u>
Total Employment	35,637	477,664	\$18,501,683,715	\$38,734
Total Private Only	34,959	414,907	\$15,378,055,323	\$37,064
Total Government	679	62,758	\$3,123,628,392	\$49,773

Retail Trade experienced a 454 employment decline in 2005 when compared to employment figures in 2004. The Food & Beverage Stores sub-sector reported a loss of 401 (-4.4%) jobs over the year. Most of the job losses in that sub-sector can be attributed to the closure of a supermarket chain. Modest job declines were noted in the Information (-88) and Transportation & Warehousing (-30) sectors, the final two sectors to experience a job loss during this period.



Health Care & Social Assistance represented Rhode Island's largest employment sector in 2005, employing 72,775 workers. This sector accounted for 15.2 percent of the state's total employment.

Government was the second largest employment sector, employing 62,758 individuals. Manufacturing (55,012), Retail Trade (52,506), and Accommodation & Food Services (42,693) complete the top five sectors in average annual employment.



Mining represents the smallest segment of the state's employment. In 2005, Rhode Island employed 252 workers in the Mining sector. Agriculture, Forestry, Fishing & Hunting, (869) was the only other sector to report employment figures less than a thousand.

A total of over \$18.5 billion in wages was paid in 2005, an increase of \$577 million (+3.2%) from 2004. The average annual private sector wage was \$37,064, an increase of \$1,105 (+3.1%) from the \$35,959 earned in 2004. The average weekly wage in the private sector increased \$21 from 2004, to \$713 in 2005.

Employees in the Management of Companies & Enterprises sector earned an average of \$84,573 in 2005, reflecting the largest annual private sector wage increase of \$6,189 (+7.9%) from the \$78,384 earned in 2004. This sector also represented the largest annual wage increase on a percentage basis.

The Wholesale Trade workforce was also a recipient of a significant annual wage increase. Wages in this sector were up \$2,725 (+5.3%) from 2004 earnings. The Electronic Markets & Agents & Brokers

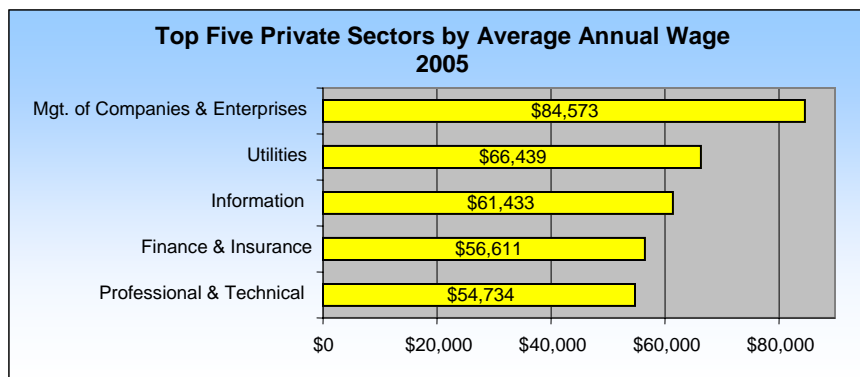
sub-sector experienced a \$5,554 (+8.1%) increase from last year, followed by the Merchant Wholesalers, Durable Goods (+\$2,290) sub-sector.

The Information (+\$2,197), Education (+\$1,313) and Administrative & Waste Services (+\$1,273) sectors also reported sizable annual wage gains.

Agriculture, Fishing & Hunting (-\$1,830) and Mining (-\$1,279) were the only two private sectors to experience an annual wage decline.

In private sector, ten sectors reported earnings above the 2005 average annual wage of \$37,064.

As mentioned earlier, Management of Companies & Enterprise employees earned over \$84,000 in 2005, making them the highest paid private sector workers in Rhode Island. This sector accounted for 4.8 percent of the state's total private wages, while representing only 2.1 percent of the state's total private employment.

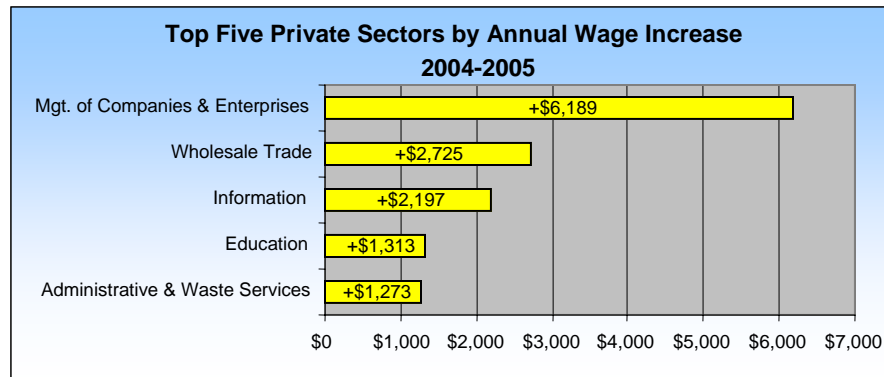


(\$56,611), Professional & Technical Services (\$54,734) and Wholesale Trade (\$54,347) sectors.

The remaining sectors earning above the average annual wage in the private sector were the Construction (\$44,792), Mining (\$43,401), Manufacturing (\$41,745) and Education (\$39,088) sectors.

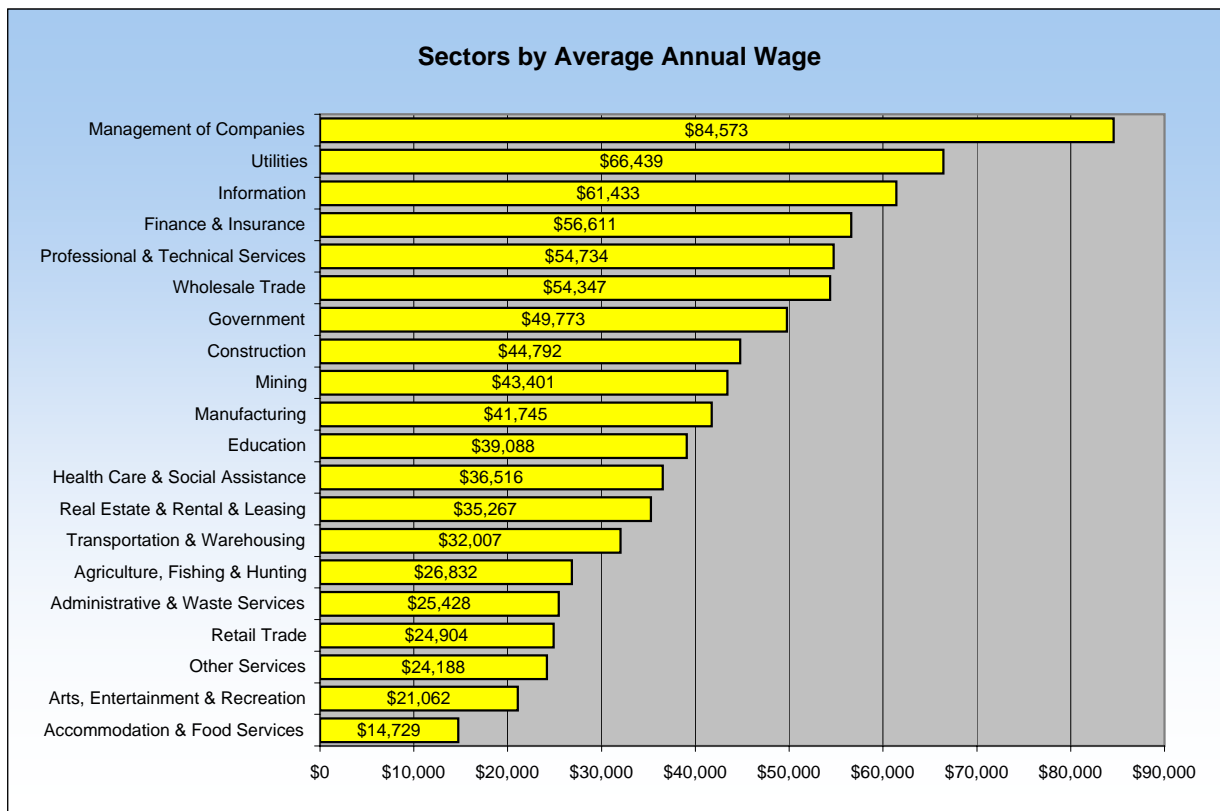
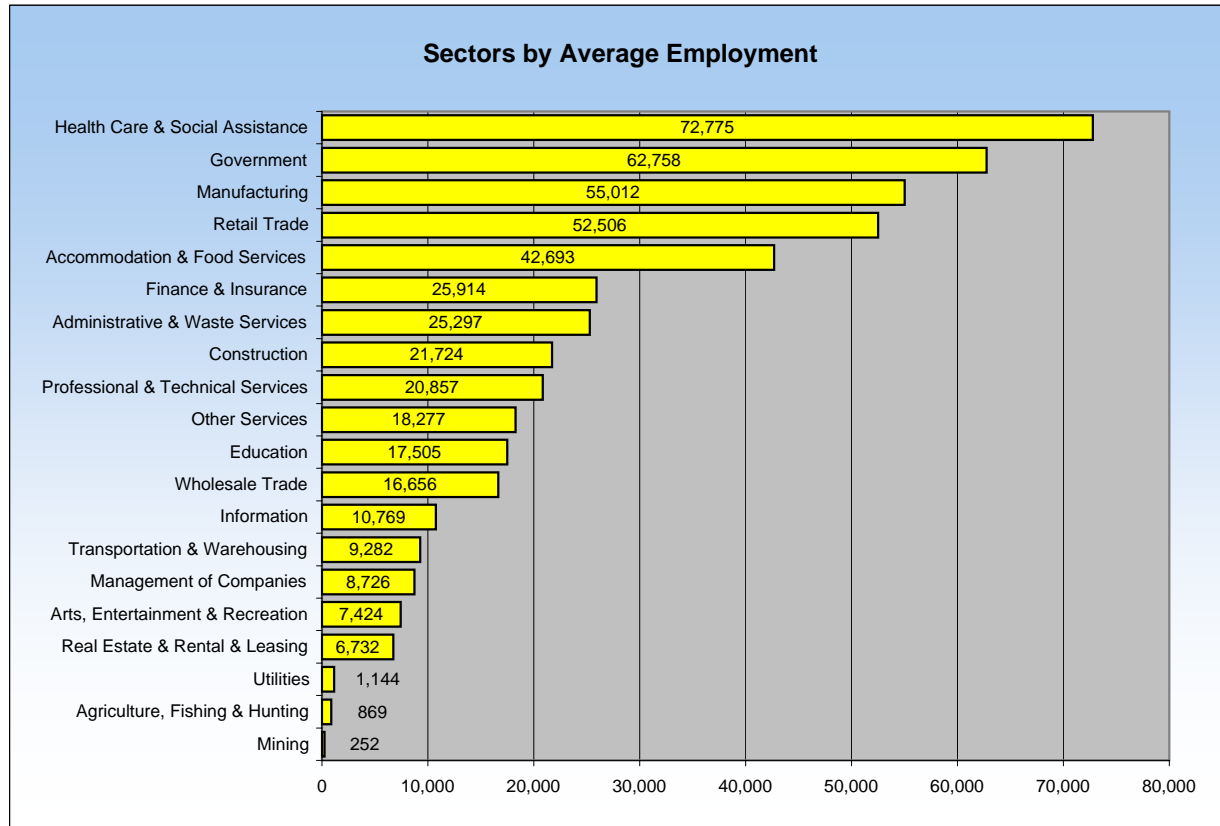
Accommodation & Food Services (\$14,729) and Arts, Entertainment & Recreation (\$21,062) reported the lowest annual wage, reflecting the seasonal and part-time nature of these sectors.

Quarterly bonuses and exercised stock options are included in the calculation and therefore may impact the average annual wage.



Utilities workers earned \$66,439, the second highest annual wage in 2005. Other sectors to earn over fifty-thousand dollars include the Information (\$61,433), Finance & Insurance

Quarterly Census of Rhode Island Employment and Wages 2005



A Product of: Rhode Island Department of Labor and Training, Labor Market Information

Employment changes may be influenced by non-economic code changes resulting from NAICS revisions and/or changes in employers' reporting method.

DLT is an Equal Opportunity Employer/Program.

Auxiliary aids & services are available upon request to individuals with disabilities. TDD: (401) 462-8006

Source: Quarterly Census of Employment and Wages, developed through a cooperative program between the State of Rhode Island and the U.S. Bureau of Labor Statistics