



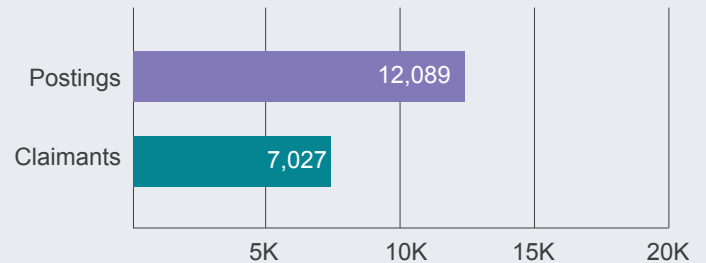
# Labor Supply & Demand

# Third Quarter 2016

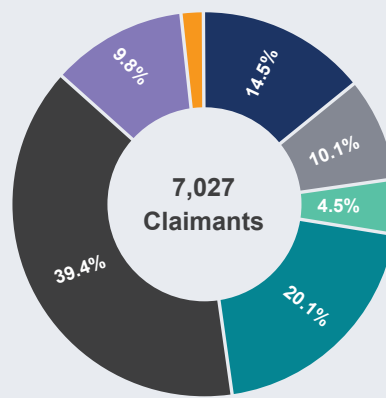
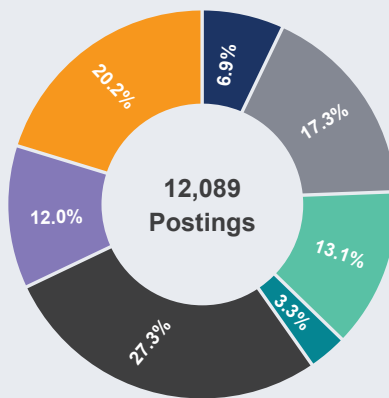
Unemployment Insurance (UI) claimants represent an able and available supply of trained workers who are currently seeking work. Online postings represent a current demand for labor detailing the types of occupations employers are seeking to fill.

**On September 30, 2016, the Department of Labor and Training's EmployRI online network recorded 12,089 online job postings. Also in September, 7,027 RI residents collected unemployment insurance benefits accounting for 25 percent of the state's total unemployed.**

**Job Postings & Claimants**



The share of job postings for which the usual educational requirement was either a bachelor's or an associate degree was 30 percent. Claimants with those degrees represented 15 percent of the total collecting. The share of job postings for which the usual education requirement was a high school degree or lower was 39 percent, while the number of claimants with that level of education represented 50 percent of the total collecting.



- Advanced Degrees
- Bachelor's
- Associate
- Some College or Award
- High School/GED
- Less than High School
- Unavailable

The table to the right suggests that employers seeking to fill vacancies in the occupational groups near the top of the table should have an easier time finding experienced workers than those employers who are looking to employ experienced workers in occupational groups found near the bottom of the table.

### Construction & Extraction Occupations



The greatest labor surplus was associated with the Construction & Extraction group for which there were more than four UI claimants with this type of work experience for every online construction & extraction occupation posting.

Labor shortages are most likely to be found in the Healthcare Practitioners & Technical group, where postings outnumber claimants by more than 10 to 1.

### Labor Supply & Demand by Major Occupation

Occupation	Postings*	Claimants**	Claimants/Postings
Construction & Extraction	91	496	4.4
Production	268	907	2.8
Building & Grounds Cleaning & Maint.	122	170	1.1
Installation, Maintenance, & Repair	171	199	0.9
Office & Administrative Support	1,107	1,224	0.9
Personal Care & Service	177	151	0.7
Transportation & Material Moving	631	527	0.7
Management	1,089	747	0.6
<b>Average Claimants Per Posting</b>			<b>0.6</b>
Food Preparation & Serving Related	576	382	0.5
Community & Social Services	211	127	0.5
Business & Financial Operations	519	283	0.4
Legal	67	28	0.3
Life, Physical, & Social Science	102	41	0.3
Protective Service	151	58	0.3
Education, Training, & Library	552	172	0.3
Sales & Related	1,232	373	0.2
Healthcare Support	823	239	0.2
Arts, Design, Ent., Sports, & Media	533	137	0.2
Architecture & Engineering	366	81	0.2
Computer & Mathematical	788	160	0.2
Healthcare Practitioners & Technical	2,492	219	0.1

## Labor Surplus

### Occupations with the Most Claimants per Posting

The 7,027 UI claimants reported previous work experience in more than 600 different occupations.

Labor surpluses existed for 21 of the 40 occupations most frequently cited by UI claimants.

**Job seekers looking for employment in the occupations listed on the adjacent table may have a challenging time finding employment in the current environment.**

Some surpluses exist due to school vacations, holidays, or seasonal factors; this type of surplus is typically short lived.

Occupational Title	Postings*	Claimants**	Claimants per Posting	Educational Requirement
Secretaries & Administrative Assistants	1	41	41	High School/GED
Construction Laborers	4	95	23.8	Less than HS
Packers & Packagers, Hand	3	56	18.7	Less than HS
Welders, Cutters, Solderers, & Brazers	4	64	16	High School/GED
Plumbers, Pipefitters, & Steamfitters	5	40	8	High School/GED
Production, Planning, & Expediting Clerks	7	38	5.4	High School/GED
Medical Secretaries	13	65	5	High School/GED
Shipping, Receiving, & Traffic Clerks	9	42	4.7	High School/GED
Carpenters	17	75	4.4	High School/GED
Bus Drivers, School or Special Client	11	42	3.8	High School/GED
Sales Reps, Wholesale & Mfg., Except Tech & Sci Products	14	53	3.8	High School/GED
Office Clerks, General	44	121	2.8	High School/GED
Bartenders	13	33	2.5	Less than HS
Supervisors of Production & Operating Workers	23	52	2.3	Postsecondary
Janitors & Cleaners, Except Maids & Housekeeping Cleaners	29	54	1.9	Less than HS
General & Operations Managers	68	120	1.8	Associate
Helpers--Production Workers	21	35	1.7	Less than HS
Maintenance & Repair Workers, General	21	33	1.6	High School/GED
Light Truck or Delivery Services Drivers	50	63	1.3	High School/GED
Supervisors of Retail Sales Workers	57	68	1.2	High School/GED

## Labor Shortage

### Occupations with the Most Postings per Claimant

During the quarter, EmployRI recorded 12,089 postings for over 400 different occupations. The number of postings exceed the number of unemployed workers for 168 occupations, indicating a possible labor shortage for those occupations.

**Employers looking for workers in the occupations listed on the adjacent table may have a challenging time finding experienced workers in the current environment.**

Occupational Title	Postings*	Claimants**	Postings per Claimant	Educational Requirement
Speech-Language Pathologists	83	0	83	Master's
Nurse Practitioners	113	2	56.5	Master's
Arbitrators, Mediators, & Conciliators	45	0	45	Bachelor's
Occupational Therapists	84	2	42	Master's
Dietetic Technicians	42	0	42	High School/GED
Physical Therapists	157	4	39.3	Doctoral/Professional
Registered Nurses	1137	37	30.7	Associate
Physician Assistants	26	0	26	Master's
Financial Analysts	46	2	23	Bachelor's
Computer Programmers	96	5	19.2	Bachelor's
Licensed Practical Nurses	247	13	19	Postsecondary
Mechanical Engineers	56	3	18.7	Bachelor's
Sales Reps, Wholesale & Mfg., Technical & Sci Products	241	13	18.5	Bachelor's
Police & Sheriff's Patrol Officers	16	1	16	High School/GED
Refuse & Recyclable Material Collectors	48	3	16	Less than HS
Secondary School Teachers, Except Special & CTE	202	13	15.5	Bachelor's
Rec & Fitness Studies Teachers, Postsecondary	15	1	15	Master's
Diagnostic Medical Sonographers	14	1	14	Associate
Computer Systems Analysts	130	14	9.3	Bachelor's
Insurance Sales Agents	45	5	9	High School/GED

\* Jobs posted during the 90 day period ending September 30, 2016 and still open on September 30, 2016.

EmployRI aggregates postings for a variety of job boards. Software is in place that is designed to eliminate duplicate postings.

\*\* Individuals receiving unemployment insurance payments for the week ending September 17, 2016.

Claimants select the occupational code which best describes their current position upon registering for benefits.



A publication of the Labor Market Information Unit

RI Department of Labor and Training, 1511 Pontiac Ave., Cranston, RI 02920 www.dlt.ri.gov TTY via RI Relay 711

Equal Opportunity Employer. Auxiliary aids and services available upon request to individuals with disabilities.