



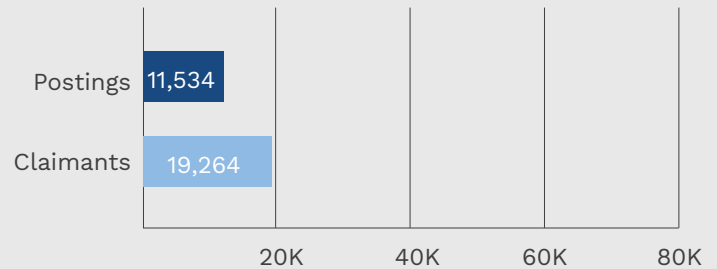
Labor Supply & Demand

Fourth Quarter 2020

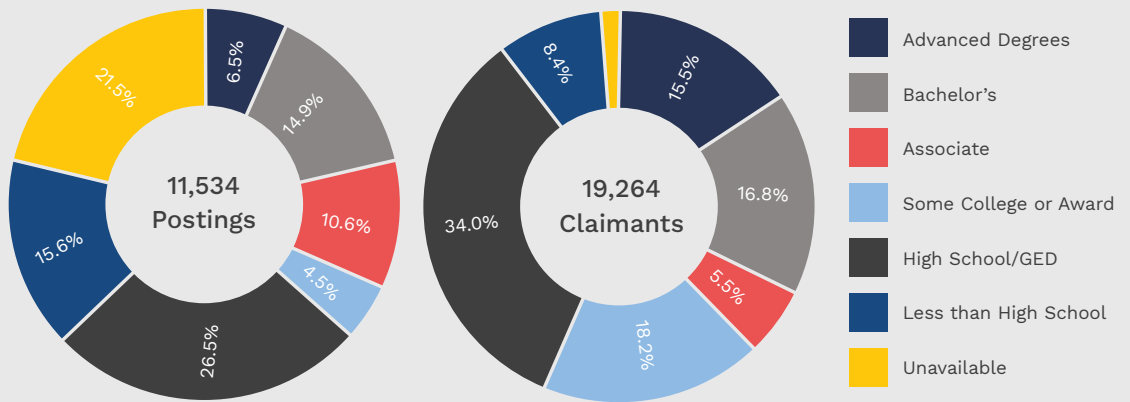
Unemployment Insurance (UI) claimants represent an able and available supply of trained workers who are currently seeking work. Online postings represent a current demand for labor detailing the types of occupations employers are seeking to fill.

On December 31, 2020, the Department of Labor and Training's EmployRI online network recorded 11,534 online job postings compared to 10,585 in Q4 2019. Also in December, 19,264 RI residents collected unemployment insurance benefits in contrast with 7,794 for the same period last year.

Job Postings & Claimants



The share of job postings for which the usual educational requirement was either a bachelor's or an associate degree was 25 percent. Claimants with those degrees represented 22 percent of the total collecting. The share of job postings for which the usual education requirement was a high school degree or lower was 42 percent, equal to the number of claimants with that level of education.

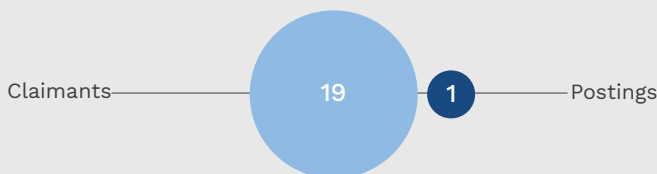


The table to the right suggests that employers seeking to fill vacancies in the occupational groups near the top of the table should have an easier time finding experienced workers than those employers who are looking to employ experienced workers in occupational groups found near the bottom of the table.

Labor Supply & Demand by Major Occupation

Occupation	Postings*	Claimants**	Claimants/Postings
Construction & Extraction	63	1,186	18.8
Food Preparation & Serving Related	571	3,455	6.1
Personal Care & Service	188	1,073	5.7
Building & Grounds Cleaning & Maint.	307	925	3.0
Office & Administrative Support	859	2,428	2.8
Education, Training, & Library	245	644	2.6
Installation, Maintenance, & Repair	177	437	2.5
Production	593	1,142	1.9
Average Claimants per Posting			1.7
Protective Service	154	257	1.7
Life, Physical, & Social Science	95	147	1.6
Management	1,236	1,894	1.5
Business & Financial Operations	427	635	1.5
Arts, Design, Ent., Sports, & Media	243	340	1.4
Transportation & Material Moving	832	1,149	1.4
Sales & Related	934	1,103	1.2
Community & Social Services	275	195	0.7
Healthcare Support	611	281	0.5
Computer & Mathematical	947	321	0.3
Architecture & Engineering	485	150	0.3
Healthcare Practitioners & Technical	2,220	508	0.2

Construction & Extraction



The greatest labor surplus was associated with the Construction & Extraction group for which there were nearly nineteen UI claimants with this type of work experience for every online Construction & Extraction occupation posting.

Labor shortages are most likely to be found in the Computer & Mathematical, Architecture & Engineering and the Healthcare Practitioners & Technical groups.

Labor Surplus

Occupations with the Most Claimants per Posting

The 19,264 UI claimants reported previous work experience in nearly 700 different occupations. Labor surpluses existed for 33 of the 40 occupations most frequently cited by UI claimants.

Job seekers looking for employment in the occupations listed on the adjacent table may have a challenging time finding employment in the current environment.

Some surpluses exist due to school vacations, holidays, or seasonal factors; this type of surplus is typically short lived.

Occupational Title	Postings*	Claimants**	Claimants per Posting	Educational Requirement
Construction Laborers	1	300	300.0	Less than HS
Gaming Dealers	0	277	277.0	High School/GED
Supervisors of Office & Admin. Support Workers	2	278	139.0	High School/GED
Cooks, Fast Food	1	80	80.0	Less than HS
Secretaries & Administrative Assistants	3	169	56.3	High School/GED
Chefs & Head Cooks	4	146	36.5	High School/GED
Sales Representatives, Wholesale & Manufacturing	4	94	23.5	High School/GED
Painters, Construction & Maintenance	4	94	23.5	Less than HS
Dining & Cafeteria Attendants & Bartender Helpers	6	140	23.3	Less than HS
Bartenders	26	516	19.8	Less than HS
Cooks, Institution & Cafeteria	9	167	18.6	Less than HS
Office Clerks, General	6	105	17.5	High School/GED
Fitness Trainers & Aerobics Instructors	6	84	14.0	High School/GED
Property, Real Estate, & Community Assoc. Mngr.	12	154	12.8	High School/GED
Waiters & Waitresses	75	835	11.1	Less than HS
Maintenance & Repair Workers, General	10	110	11.0	High School/GED
Medical Secretaries	14	112	8.0	High School/GED
Carpenters	14	84	6.0	High School/GED
Landscaping & Groundskeeping Workers	60	287	4.8	Less than HS
Food Service Managers	24	106	4.4	High School/GED

Labor Shortage

Occupations with the Most Postings per Claimant

During the quarter, EmployRI recorded 11,534 postings for over 400 different occupations. The number of postings exceed the number of unemployed workers for 150 occupations, indicating a possible labor shortage for those occupations.

Employers looking for workers in the occupations listed on the adjacent table may have a challenging time finding experienced workers in the current environment.

Occupational Title	Postings*	Claimants**	Postings per Claimant	Educational Requirement
Computer Programmers	201	4	50.3	Bachelor's
Arbitrators, Mediators, & Conciliators	29	1	29.0	Bachelor's
Family & General Practitioners	28	1	28.0	Doctoral/Professional
Meat, Poultry, & Fish Cutters & Trimmers	102	4	25.5	Less than HS
Respiratory Therapists	25		25.0	Associate
Surgical Technologists	21		21.0	Postsecondary
Nursing Assistants	236	13	18.2	Postsecondary
Medical & Clinical Laboratory Technologists	53	3	17.7	Bachelor's
Radiologic Technologist & Technicians	51	3	17.0	Associate
Licensed Practical & Licensed Vocational Nurses	301	19	15.8	Postsecondary
Occupational Therapists	52	4	13.0	Master's
Pharmacy Technicians	181	15	12.1	High School/GED
Internists, General	11		11.0	Doctoral/Professional
Physical Therapists	80	8	10.0	Doctoral/Professional
Psychiatrists	10	1	10.0	Doctoral/Professional
Speech-Language Pathologists	79	8	9.9	Master's
Electrical Engineers	29	3	9.7	Bachelor's
Writers & Authors	19	2	9.5	Bachelor's
Farmworkers, Farm, Ranch, & Aquacultural Animals	8	1	8.0	Less than HS
Wastewater Treatment Plant & System Operators	8		8.0	High School/GED

* Jobs posted during the 90 day period ending December 31, 2020 and still open on December 31, 2020.

EmployRI aggregates postings for a variety of job boards. Software is in place that is designed to eliminate duplicate postings.

** Individuals receiving unemployment insurance payments for the week ending December 12, 2020.

Claimants select the occupational code which best describes their current position upon registering for benefits.



A publication of the Labor Market Information Unit

RI Department of Labor and Training, 1511 Pontiac Ave., Cranston, RI 02920 <https://dlt.ri.gov/lmi/> TTY via RI Relay 711

Equal Opportunity Employer. Auxiliary aids and services available upon request to individuals with disabilities.