

EMPLOYERS BY NUMBER OF WORKERS

Private Covered Employers Size Class by Industry March 2022

The Rhode Island economy is represented by a large number of companies employing a small number of workers. In March 2022 there were 41,390 private firms employing 408,809 workers. During the depths of the Covid-19 pandemic, April 2020 private sector employment fell to a low point of 321,486, down from 411,771 in March 2020.

Small Employers

Smaller companies, those employing less than 20 people, represented 92% of all private Rhode Island employers and employed 26.9% of the workforce.

38,084



92.0%

110,019



26.9%

Mid-Sized Employers

Rhode Island's mid-sized companies (20-99 employees) had 26.9% of the private sector employment and accounted for 6.7% of firms.

2,761



6.7%

109,954



26.9%

Large Employers

The largest firms in Rhode Island, those employing 100 or more, numbered 545. This is just 1.3% of employers but they employ almost half of the private sector workforce at 46.2%.

545





1.3%

188,836



46.2%

Rhode Island Private Sector Employment March 2022

Size Class	Employers 		Employment 	
	Number	Percent	Number	Percent
Total	41,390	100.0%	408,809	100.0%
Zero	9,099	22.0%	0	0.0%
1- 4	21,149	51.1%	37,400	9.1%
5-9	4,800	11.6%	31,614	7.7%
10-19	3,036	7.3%	41,005	10.0%
20-49	2,074	5.0%	62,034	15.2%
50-99	687	1.7%	47,920	11.7%
100-249	354	0.9%	52,753	12.9%
250-499	112	0.3%	37,933	9.3%
500-999	49	0.1%	32,950	8.1%
1,000+	30	0.1%	65,200	15.9%


Rhode Island's largest firms (1,000 or more in employment) are found in Health Care and Social Assistance (6), Finance and Insurance (6), Private Education (5), Retail Trade (5), Management of Companies and Enterprises (3), Transportation and Warehousing (2) Manufacturing (1), Administrative and Waste Management Services (1) and Accommodation and Food Services (1).


It is important to note that changes in size class data are influenced by the switching of employers from one size class to another as well new firms coming into the State of Rhode Island.









































Size Class Zero represents active employers experiencing zero employment in the month of March. Reasons for zero employment can include seasonal business, remodeling, disaster such as flood or fire, company vacation, temporary layoff, etc.

THE SIZE OF COMPANIES IN RI - 2022

The chart below provides detailed information on the number of employers characterized by the number of employees.

 Represents the number of companies in Rhode Island.

 Represents the number of employees in Rhode Island.

MARCH 2022 PRIVATE	EMPLOYMENT	Number of Employees in Establishment										
		0	1 - 4	5 - 9	10 - 19	20 - 49	50 - 99	100-249	250-499	500-999	1000+	
Total Firms		41,390	9,099	21,149	4,800	3,036	2,074	687	354	112	49	30
Total Employment		408,809	0	37,400	31,614	41,005	62,034	47,920	52,753	37,933	32,950	65,200
Agriculture, Forestry, Fishing & Hunting		208	52	97	35	19	5					
		799	-	181	239	245	134					
Mining		15	1	5	2	5	2					
		153	-	10	*	80	*					
Utilities		50	14	17	5	8	4	1			1	
		1,170	-	31	33	115	*	*			*	
Construction		3,999	1,027	2,053	472	245	152	34	14	2		
		19,847	-	4,064	3,026	3,215	4,464	2,335	*	*		
Manufacturing		1,495	173	508	237	222	194	82	58	14	6	1
		39,909	-	1,089	1,583	3,069	5,909	5,753	8,992	4,647	*	*
Wholesale Trade		3,377	747	1,973	305	193	108	38	10	3		
		15,800	-	3,057	2,014	2,527	3,146	2,571	*	*		
Retail Trade		2,990	499	1,330	534	308	190	64	37	15	8	5
		46,367	-	2,892	3,496	4,170	6,020	4,398	5,307	5,411	5,171	9,502
Transportation & Warehousing		909	243	421	95	64	57	16	8	2	1	2
		10,410	-	733	623	916	1,751	1,124	1,312	*	*	*
Information		1,010	279	569	82	33	26	13	5	2	1	
		5,544	-	848	559	448	769	844	816	*	*	
Finance & Insurance		1,743	395	965	157	98	61	30	15	11	5	6
		27,512	-	1,656	1,025	1,303	1,817	2,176	2,098	3,915	2,922	10,600
Real Estate & Rental & Leasing		1,304	290	740	136	80	40	14	3	1		
		6,111	-	1,298	893	1,063	1,225	926	*	*		
Professional & Technical Services		7,951	2,169	4,694	574	274	162	52	17	6	3	
		29,847	-	7,188	3,746	3,672	4,790	3,628	2,533	2,091	2,199	
Management of Companies & Enterprises		201	42	102	25	8	10	4	5	1	1	3
		10,802	-	159	166	115	332	279	904	*	*	*
Administrative & Waste Services		3,525	1,189	1,591	305	185	149	63	30	9	3	1
		26,664	-	2,811	2,037	2,473	4,479	4,617	4,498	2,639	*	*
Educational Services		868	219	396	81	55	63	30	13	4	2	5
		20,776	-	650	*	797	1,946	2,026	2,075	1,444	*	9,869
Health Care & Social Assistance		4,152	456	2,319	532	360	219	128	93	24	15	6
		78,555	-	4,181	3,499	4,885	6,597	9,118	13,867	8,130	10,401	17,877
Arts, Entertainment, & Recreation		703	142	306	100	88	50	9	6	2		
		6,112	-	567	668	1,155	1,559	*	855	*		
Accommodation & Food Services		2,903	486	675	548	564	487	93	34	12	3	1
		45,291	-	1,626	3,762	7,836	13,981	6,256	4,780	4,172	*	*
Other services, (except Public)		3,782	624	2,238	572	227	95	16	6	4		
		16,945	-	4,183	3,688	2,921	2,933	1,120	768	1,332		
Unclassified Establishments		205	52	150	3							
		195	-	176	19							

* Confidential Data



A publication of the Labor Market Information Division
 RI Department of Labor and Training, 1511 Pontiac Ave., Cranston, RI 02920 <https://dlt.ri.gov> TTY via RI Relay 711
 Equal Opportunity Employer. Auxiliary aids and services are available upon request to individuals with disabilities.

Data Source: RI Quarterly Census of Employment & Wages March 2022, not all percentages may add due to rounding