

RHODE ISLAND
OCCUPATIONAL WAGE REPORT
2021

EARN IT

IN

RI



Department of Labor and Training
RHODE ISLAND

Occupational Employment Wage Statistics Survey

The Occupational Employment and Wage Statistics (OEWS) Program provides staffing patterns, employment estimates and occupational wage rates. These occupational employment and wage estimates are calculated with data collected from employers in most industry sectors in Rhode Island.

The OEWS survey excludes most of the agricultural sector – except logging (NAICS 113310), support activities for crop production (NAICS 1151), and support activities for animal production (NAICS 1152).

The OEWS estimates are the basis for Rhode Island’s Occupational Wage Report and Rhode Island industry and occupational projections.

For additional technical information regarding the OEWS survey please see the technical notes for the May 2021 OEWS estimates on the BLS website (https://www.bls.gov/oes/current/oes_tec.htm).

**Labor Market Information
Rhode Island Department of Labor and Training
1511 Pontiac Avenue
Cranston, RI 02920
Phone (401) 462-8740
TTY (Relay RI): 711**

**Web site: <https://dlt.ri.gov/lmi/datacenter/oes.php>
E-mail: oessurvey@dlt.ri.gov**

Introduction

The Labor Market Information Unit is pleased to present the Rhode Island Occupational Wage Report. This publication provides estimated wage rates for over 550 detailed occupations, as defined by the Standard Occupational Classification (SOC) system. The statistics are based on responses from Rhode Island establishments surveyed for the Occupational Employment and Wage Statistics (OEWS) survey.

The OEWS survey is a federal-state cooperative program involving the State Employment Security Agencies and the U.S. Bureau of Labor Statistics. It was developed in response to demands for data on future employment needs at the local, state and national level. The Occupational Employment and Wage Statistics (OEWS) Program provides staffing patterns, employment estimates and occupational wage rates. These occupational employment and wage estimates are calculated with data collected from employers in most industry sectors in Rhode Island. They are the basis for Rhode Island’s Occupational Wage Report and Rhode Island industry and occupational projections.

The published wage rates reflect the average wage paid by RI employers to the individuals employed in each occupation and do not represent union or company pay scales. Annual salary is provided for occupations with a non-standard work week.

For the purposes of this publication “RI workers” refers to individuals working for an employer in RI. Workers need not be RI residents. Not all RI residents are employed in RI.

Our wage survey provides a median, entry level and experienced wage for each occupation. The median is the middle value of the wage distribution. If 101 wage values are reported for an occupation and are listed in ascending order, the median wage would be the 51st value on the list. There are 50 values below it and 50 values above it.

The 10th, 25th, and 75th percentiles are used as proxies for the entry, upper entry and experienced wage levels respectively. The percentiles are determined by arranging all reported wage rates for each occupation in order from highest to lowest. The rate at which 10 percent of the reported wage rates falls below is the 10th percentile. The rate at which 75 percent of the reported wage rates falls below is the 75th percentile.

Thank You

We wish to express our appreciation to all those employers who responded to the Occupational Employment and Wages Statistics (OEWS) Survey. Their support enables the Department of Labor and Training (DLT) to continue with its mission to provide valuable occupation and wage information. Without them this publication would not be possible.

Publications

Publications on employment projections, trends and opportunities are available from DLT. These publications are developed to promote a better understanding of the Rhode Island economy. If you need additional information about this or other publications, contact our Labor Market Information Unit at:

401-462-8750

or visit our web site at:

dlt.ri.gov/lmi/datacenter/oes.php

Table of Contents

Introduction.....	2
Standard Occupational Classification	3
Wage Statistics by Major Occupational Group	4
National Wage Comparison	5
Wage Statistics - Alphabetical Order	6
Wage Statistics - Occupational Order	15
Top Paying Occupations by Education & Training ..	28
RI Educational vs Unemployment Rates	29
US Educational vs Unemployment Rates	30
Minimum Wages Rates By State.....	31

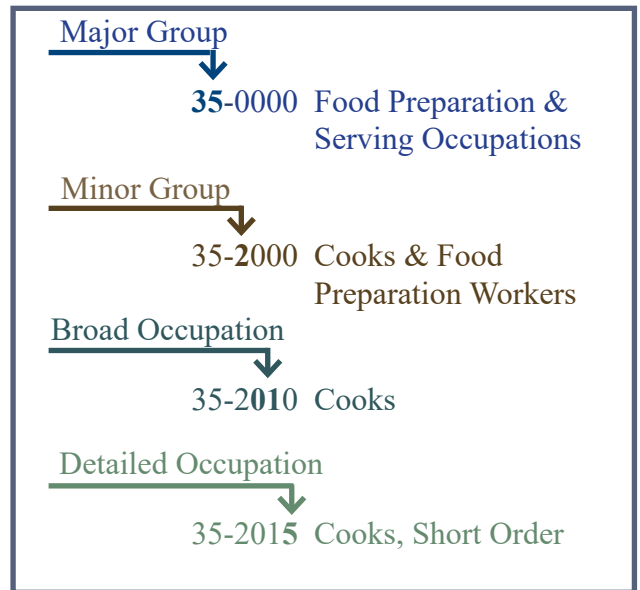
Standard Occupational Classification

The Standard Occupational Classification (SOC) system is a system for classifying all occupations in the economy including private, public, and military occupations. SOC is the foundation of the O-NET system and is used by all federal statistical agencies to classify workers into occupational categories for the purpose of collecting, calculating, or disseminating data.

The occupations in the SOC are classified at four levels of aggregation to suit the needs of various data users: major group, minor group, broad occupation, and detailed occupation. Each lower level of detail identifies a more specific group of occupations. The 23 major groups, listed below, are divided into 97 minor groups, 461 broad occupations, and 840 detailed occupations.

SOC Major Groups

11-0000	Management Occupations
13-0000	Business & Financial Operations Occupations
15-0000	Computer & Mathematical Occupations
17-0000	Architecture & Engineering Occupations
19-0000	Life, Physical & Social Science Occupations
21-0000	Community & Social Service Occupations
23-0000	Legal Occupations
25-0000	Education, Training & Library Occupations
27-0000	Arts, Design, Entertainment, Sports & Media Occupations
29-0000	Healthcare Practitioners & Technical Occupations
31-0000	Healthcare Support Occupations
33-0000	Protective Service Occupations
35-0000	Food Preparation & Serving Related Occupations
37-0000	Building & Grounds Cleaning & Maintenance Occupations
39-0000	Personal Care & Service Occupations
41-0000	Sales & Related Occupations
43-0000	Office & Administrative Support Occupations
45-0000	Farming, Fishing & Forestry Occupations
47-0000	Construction & Extraction Occupations
49-0000	Installation, Maintenance, & Repair Occupations
51-0000	Production Occupations
53-0000	Transportation & Material Moving Occupations
55-0000	Military Specific Occupations



Examples of Detailed SOC Occupations

13-2051 Financial Analysts:

Conduct quantitative analysis of information affecting investment programs of public or private institutions.

29-2055 Surgical Technologists:

Assist in operations, under the supervision of surgeons, registered nurses, or other surgical personnel. May pass instruments to surgeons, hold retractors and cut sutures.

47-2031 Carpenters:

Construct, erect, install, or repair structures and fixtures made of wood such as concrete forms; building frameworks; and wood stairways.

49-9052 Electrical Power-Line Installers & Repairers:

Install or repair cables or wires used in electrical power or distribution systems. May erect poles and light or heavy duty transmission towers.

Wage Statistics by Major Occupational Group

Code	Occupation	Employment	Upper Entry	Median	Experienced
00-0000	All Occupations	457,720	\$14.84	\$22.97	\$37.24
11-0000	Management Occupations	20,230	\$45.60	\$60.43	\$78.26
13-0000	Business & Financial Operations Occupations	35,850	\$29.31	\$38.14	\$48.93
15-0000	Computer & Mathematical Occupations	15,330	\$30.44	\$47.41	\$61.39
17-0000	Architecture & Engineering Occupations	8,020	\$36.01	\$45.95	\$61.10
19-0000	Life, Physical, & Social Science Occupations	3,300	\$29.55	\$38.49	\$49.95
21-0000	Community & Social Service Occupations	9,410	\$18.42	\$23.54	\$36.74
23-0000	Legal Occupations	4,750	\$29.12	\$47.15	\$77.46
25-0000	Educational Instruction & Library Occupations	31,040	\$19.08	\$30.03	\$38.78
27-0000	Arts, Design, Entertainment, Sports & Media Occupations	5,970	\$22.85	\$29.89	\$38.74
29-0000	Healthcare Practitioners & Technical Occupations	32,000	\$29.24	\$37.54	\$48.44
31-0000	Healthcare Support Occupations	23,420	\$14.16	\$17.59	\$18.15
33-0000	Protective Service Occupations	12,260	\$17.59	\$28.61	\$37.15
35-0000	Food Preparation & Serving Related Occupations	41,020	\$12.55	\$13.73	\$17.34
37-0000	Building & Grounds Cleaning & Maintenance Occupations	14,910	\$14.14	\$18.02	\$22.42
39-0000	Personal Care & Service Occupations	9,150	\$13.26	\$14.35	\$21.70
41-0000	Sales & Related Occupations	43,000	\$13.91	\$17.61	\$29.29
43-0000	Office & Administrative Support Occupations	58,510	\$17.74	\$22.29	\$24.75
45-0000	Farming, Fishing & Forestry Occupations	390	\$14.24	\$15.44	\$15.46
47-0000	Construction & Extraction Occupations	17,540	\$22.59	\$28.66	\$36.74
49-0000	Installation, Maintenance & Repair Occupations	15,420	\$21.57	\$23.74	\$30.82
51-0000	Production Occupations	26,570	\$14.40	\$18.37	\$26.72
53-0000	Transportation & Material Moving Occupations	29,630	\$14.31	\$18.02	\$23.12

Best Paying Occupational Groups

Management occupations report the highest paying occupations in the Rhode Island workforce with a median hourly rate of \$60.43. This group employs 4.4 percent of the workforce.

Computer & Mathematical occupations have the second highest paying occupations with a median hourly rate of \$47.41. This group employs 3.3 percent of Rhode Island workers.

Legal Occupations followed closely with the third highest paying occupations with a median hourly rate of \$47.15. This group employs 1.0 percent of Rhode Island workers.

Most Frequently Employed Occupational Groups

Office & Administrative Support occupations have the largest number of workers in Rhode Island. This group employs 12.8 percent of the workforce at a median hourly rate of \$22.29.

Employees working in the Sales & Related Occupations are the second largest occupational group. This group employs 9.4 percent of Rhode Island workers at a median hourly rate of \$17.61.

Food Preparation and Serving Related occupations are the third most frequently employed occupations in the Rhode Island workforce. This group employs 9.0 percent of the workforce at a median hourly rate of \$13.73.

National Wage Comparison by Major Occupational Group

SOC Code	Occupation	RI Median	US Median	Percent Difference
00-0000	All Occupations	\$22.97	\$22.00	4.2%
11-0000	Management Occupations	\$60.43	\$49.25	18.5%
13-0000	Business & Financial Operations Occupations	\$38.14	\$36.81	3.5%
15-0000	Computer & Mathematical Occupations	\$47.41	\$46.90	1.1%
17-0000	Architecture & Engineering Occupations	\$45.95	\$38.39	16.5%
19-0000	Life, Physical & Social Science Occupations	\$38.49	\$34.97	9.1%
21-0000	Community & Social Service Occupations	\$23.54	\$23.28	1.1%
23-0000	Legal Occupations	\$47.15	\$39.63	15.9%
25-0000	Educational Instruction & Library Occupations	\$30.03	\$27.51	8.4%
27-0000	Arts, Design, Entertainment, Sports & Media Occupations	\$29.89	\$24.61	17.7%
29-0000	Healthcare Practitioners & Technical Occupations	\$37.54	\$36.08	3.9%
31-0000	Healthcare Support Occupations	\$17.59	\$14.37	18.3%
33-0000	Protective Service Occupations	\$28.61	\$22.40	21.7%
35-0000	Food Preparation & Serving Related Occupations	\$13.73	\$13.65	0.6%
37-0000	Building & Grounds Cleaning & Maintenance Occupations	\$18.02	\$14.54	19.3%
39-0000	Personal Care & Service Occupations	\$14.35	\$14.16	1.3%
41-0000	Sales & Related Occupations	\$17.61	\$14.71	16.5%
43-0000	Office & Administrative Support Occupations	\$22.29	\$18.29	17.9%
45-0000	Farming, Fishing, & Forestry Occupations	\$15.44	\$14.36	7.0%
47-0000	Construction & Extraction Occupations	\$28.66	\$23.18	19.1%
49-0000	Installation, Maintenance & Repair Occupations	\$23.74	\$23.05	2.9%
51-0000	Production Occupations	\$18.37	\$18.13	1.3%
53-0000	Transportation & Material Moving Occupations	\$18.02	\$17.72	1.7%

RI Median Hourly Wage Rates Compared With US Median Wage Rates By Major Occupational Group

The May 2021 RI median hourly wage was higher than the May 2021 US median wage in all of the twenty two major occupational groups. The RI median hourly rate was 4.2 percent higher than the US median hourly wage of \$20.00.

- Protective Service Occupations had the highest difference, paying 21.7 percent more than the national median.
- Building & Grounds Cleaning & Maintenance Occupations had the second highest difference, paying 19.3 percent more than the national median.
- Conversely Food Preparation & Serving Related Occupations only paid 0.6 percent more than the national median.

Rhode Island Statewide Occupational Wage Statistics

Alphabetical Order

Code	Title	Upper Entry	Median	Experienced
13-2011	Accountants & Auditors	\$30.07	\$38.41	\$48.58
15-2011	Actuaries	\$30.22	\$38.60	\$62.40
23-1021	Administrative Law Judges, Adjudicators & Hearing Officers	\$49.30	\$57.54	\$62.82
11-3012	Administrative Services Managers	\$49.29	\$63.05	\$80.70
25-3011	Adult Basic Education,& English as a Second Language Instructors	\$28.73	\$29.61	\$38.05
41-3011	Advertising Sales Agents	\$22.47	\$23.44	\$30.40
17-3021	Aerospace Engineering & Operations Technologists & Technicians	\$29.24	\$36.83	\$36.83
53-1041	Aircraft Cargo Handling Supervisors	\$24.33	\$24.33	\$30.64
49-3011	Aircraft Mechanics & Service Technicians	\$28.23	\$34.06	\$38.37
53-3011	Ambulance Drivers & Attendants, Except Emergency Medical Technicians	\$11.91	\$15.47	\$29.87
39-3091	Amusement & Recreation Attendants	\$12.84	\$14.02	\$17.75
39-2021	Animal Caretakers	\$13.97	\$14.38	\$17.09
33-9011	Animal Control Workers	\$22.83	\$23.68	\$24.06
19-3091	Anthropologists & Archeologists	\$24.15	\$30.88	\$37.84
17-1011	Architects, Except Landscape & Naval	\$29.55	\$37.75	\$47.73
17-3011	Architectural & Civil Drafters	\$22.81	\$29.07	\$38.11
11-9041	Architectural & Engineering Managers	\$61.53	\$77.96	\$92.24
25-1031	Architecture Teachers, Postsecondary	\$78,200	\$101,010	\$129,590
25-4011	Archivists	\$29.51	\$37.42	\$37.58
27-1011	Art Directors	\$23.80	\$38.92	\$49.72
25-1121	Art, Drama & Music Teachers, Postsecondary	\$61,830	\$78,610	\$100,510
29-9091	Athletic Trainers	\$48,350	\$60,240	\$75,000
27-4011	Audio & Video Technicians	\$23.46	\$29.89	\$36.58
29-1181	Audiologists	\$36.08	\$42.59	\$45.95
49-2097	Audiovisual Equipment Installers & Repairers	\$22.81	\$22.81	\$22.81
53-6031	Automotive & Watercraft Service Attendants	\$13.73	\$13.81	\$14.52
49-3021	Automotive Body & Related Repairers	\$22.65	\$23.23	\$29.42
49-3023	Automotive Service Technicians & Mechanics	\$18.04	\$22.91	\$28.73
39-6011	Baggage Porters & Bellhops	\$11.93	\$14.33	\$14.57
51-3011	Bakers	\$14.06	\$14.38	\$18.18
35-3011	Bartenders	\$12.62	\$13.41	\$18.41
49-3091	Bicycle Repairers	\$14.28	\$17.69	\$17.95
43-3011	Bill & Account Collectors	\$17.48	\$18.23	\$23.00
43-3021	Billing & Posting Clerks	\$18.23	\$22.73	\$23.11
19-1021	Biochemists & Biophysicists	\$30.43	\$50.41	\$62.52
25-1042	Biological Science Teachers, Postsecondary	\$78,930	\$100,840	\$129,040
43-3031	Bookkeeping, Accounting & Auditing Clerks	\$18.37	\$22.88	\$27.83
47-2021	Brickmasons & Blockmasons	\$29.09	\$29.14	\$36.16
27-3011	Broadcast Announcers & Radio Disc Jockeys	\$14.69	\$36.42	\$75.43
27-4012	Broadcast Technicians	\$17.19	\$28.39	\$36.68
43-4011	Brokerage Clerks	\$22.71	\$22.81	\$29.02
13-2031	Budget Analysts	\$37.24	\$39.22	\$48.58
49-3031	Bus & Truck Mechanics & Diesel Engine Specialists	\$23.07	\$28.73	\$29.63
53-3051	Bus Drivers, School	\$23.02	\$23.17	\$23.18
25-1011	Business Teachers, Postsecondary	\$77,450	\$102,130	\$163,090
51-3021	Butchers & Meat Cutters	\$14.23	\$14.56	\$18.01
13-1020	Buyers & Purchasing Agents	\$28.60	\$36.92	\$46.87
51-7011	Cabinetmakers & Bench Carpenters	\$15.05	\$22.13	\$27.67
53-5021	Captains, Mates & Pilots of Water Vessels	\$23.28	\$30.84	\$39.16
29-1212	Cardiologists	#	#	#
29-2031	Cardiovascular Technologists & Technicians	\$29.91	\$45.61	\$48.67
25-1194	Career/Technical Education Teachers, Postsecondary	\$17.74	\$18.10	\$27.91
25-2032	Career/Technical Education Teachers, Secondary School	\$61,820	\$76,880	\$97,480

Code	Title	Upper Entry	Median	Experienced
43-5011	Cargo & Freight Agents	\$18.29	\$21.80	\$27.03
47-2031	Carpenters	\$22.96	\$26.57	\$35.75
47-2041	Carpet Installers	\$14.21	\$22.59	\$22.59
41-2011	Cashiers	\$11.61	\$13.70	\$14.19
47-2051	Cement Masons & Concrete Finishers	\$20.16	\$35.14	\$37.72
35-1011	Chefs & Head Cooks	\$22.55	\$31.04	\$49.00
17-2041	Chemical Engineers	\$30.32	\$43.73	\$56.64
51-9011	Chemical Equipment Operators & Tenders	\$18.27	\$23.12	\$23.37
19-4031	Chemical Technicians	\$18.10	\$22.40	\$28.40
25-1052	Chemistry Teachers, Postsecondary	\$78,610	\$100,130	\$128,700
19-2031	Chemists	\$37.02	\$45.46	\$50.45
11-1011	Chief Executives	\$72.75	#	#
21-1021	Child, Family & School Social Workers	\$22.91	\$29.65	\$36.96
39-9011	Childcare Workers	\$11.80	\$13.26	\$14.17
29-1011	Chiropractors	\$29.72	\$37.96	\$47.97
17-3022	Civil Engineering Technologists & Technicians	\$22.54	\$22.84	\$28.64
17-2051	Civil Engineers	\$37.31	\$47.73	\$61.48
13-1031	Claims Adjusters, Examiners & Investigators	\$29.24	\$37.82	\$47.44
53-7061	Cleaners of Vehicles & Equipment	\$13.00	\$14.19	\$16.39
21-2011	Clergy	\$23.67	\$29.86	\$37.12
19-3033	Clinical & Counseling Psychologists	\$38.35	\$47.44	\$50.45
29-2010	Clinical Laboratory Technologists & Technicians	\$28.63	\$36.06	\$38.15
27-2022	Coaches & Scouts	\$37,480	\$48,840	\$62,300
51-9124	Coating, Painting & Spraying Machine Setters, Operators & Tenders	\$17.91	\$22.33	\$22.91
49-9091	Coin, Vending & Amusement Machine Servicers & Repairers	\$17.91	\$22.60	\$29.63
27-1021	Commercial & Industrial Designers	\$37.23	\$47.45	\$49.36
53-2012	Commercial Pilots	\$74,640	\$102,340	\$162,730
21-1094	Community Health Workers	\$18.60	\$24.08	\$36.84
11-3111	Compensation & Benefits Managers	\$57.62	\$77.94	\$91.48
13-1141	Compensation, Benefits & Job Analysis Specialists	\$29.96	\$38.14	\$48.58
13-1041	Compliance Officers	\$30.17	\$37.14	\$47.13
15-1221	Computer & Information Research Scientists	\$39.87	\$56.78	\$64.12
11-3021	Computer & Information Systems Managers	\$61.74	\$74.71	\$80.70
17-2061	Computer Hardware Engineers	\$39.87	\$49.23	\$62.45
15-1241	Computer Network Architects	\$58.03	\$62.45	\$78.54
51-9161	Computer Numerically Controlled Tool Operators	\$18.17	\$23.09	\$29.24
51-9162	Computer Numerically Controlled Tool Programmers	\$23.24	\$24.20	\$29.67
15-1251	Computer Programmers	\$37.86	\$38.59	\$48.74
25-1021	Computer Science Teachers, Postsecondary	\$77,750	\$79,640	\$101,010
15-1211	Computer Systems Analysts	\$38.01	\$49.23	\$62.06
49-2011	Computer, Automated Teller & Office Machine Repairers	\$17.78	\$19.60	\$22.96
47-4011	Construction & Building Inspectors	\$23.46	\$30.05	\$38.15
47-2061	Construction Laborers	\$18.13	\$22.97	\$35.30
11-9021	Construction Managers	\$37.29	\$48.78	\$62.70
49-9012	Control & Valve Installers & Repairers, Except Mechanical Door	\$28.85	\$36.48	\$44.72
35-2011	Cooks, Fast Food	\$12.50	\$12.79	\$14.00
35-2012	Cooks, Institution & Cafeteria	\$17.53	\$18.36	\$22.56
35-2014	Cooks, Restaurant	\$14.27	\$14.57	\$18.11
35-2015	Cooks, Short Order	\$14.53	\$14.56	\$14.59
13-1051	Cost Estimators	\$22.91	\$30.27	\$46.43
41-2021	Counter & Rental Clerks	\$14.32	\$17.83	\$21.10
43-5021	Couriers & Messengers	\$14.27	\$17.59	\$17.98
43-4031	Court, Municipal & License Clerks	\$22.81	\$22.89	\$29.10
13-2041	Credit Analysts	\$30.60	\$38.49	\$48.92
43-4041	Credit Authorizers, Checkers & Clerks	\$17.89	\$22.56	\$22.66
13-2071	Credit Counselors	\$23.11	\$29.48	\$36.51
25-1111	Criminal Justice & Law Enforcement Teachers, Postsecondary	\$47,930	\$61,290	\$78,900
33-9091	Crossing Guards & Flaggers	\$13.78	\$18.24	\$28.54

Code	Title	Upper Entry	Median	Experienced
51-9021	Crushing, Grinding & Polishing Machine Setters, Operators & Tenders	\$17.34	\$18.18	\$22.81
25-4012	Curators	\$36.51	\$37.16	\$37.21
43-4051	Customer Service Representatives	\$17.59	\$18.21	\$22.79
51-9031	Cutters & Trimmers, Hand	\$11.54	\$14.38	\$14.43
51-9032	Cutting & Slicing Machine Setters, Operators & Tenders	\$15.44	\$18.23	\$22.67
51-4031	Cutting, Punching & Press Machine Setters, Operators & Tenders, Metal & Plastic	\$13.94	\$14.40	\$18.23
43-9021	Data Entry Keyers	\$14.75	\$17.83	\$22.76
15-2051	Data Scientists	\$38.01	\$48.52	\$61.11
15-1242	Database Administrators	\$38.60	\$48.74	\$61.11
31-9091	Dental Assistants	\$18.27	\$22.79	\$22.85
29-1292	Dental Hygienists	\$37.35	\$37.49	\$37.52
51-9081	Dental Laboratory Technicians	\$18.18	\$22.55	\$28.35
29-1021	Dentists, General	\$78.88	#	#
29-1213	Dermatologists	\$74.28	#	#
27-1029	Designers, All Other	\$38.53	\$38.53	\$47.48
33-3021	Detectives & Criminal Investigators	\$31.46	\$37.66	\$47.88
29-2032	Diagnostic Medical Sonographers	\$37.53	\$45.85	\$47.80
29-2051	Dietetic Technicians	\$17.34	\$21.95	\$22.45
29-1031	Dietitians & Nutritionists	\$28.63	\$36.04	\$38.15
35-9011	Dining Room & Cafeteria Attendants & Bartender Helpers	\$11.56	\$11.56	\$12.28
21-2021	Directors, Religious Activities & Education	\$14.77	\$18.71	\$22.47
35-9021	Dishwashers	\$13.70	\$13.83	\$14.02
43-5032	Dispatchers, Except Police, Fire & Ambulance	\$18.01	\$22.68	\$23.39
17-3019	Drafters, All Other	\$18.27	\$18.27	\$29.02
53-3031	Driver/Sales Workers	\$14.32	\$17.95	\$18.30
47-2081	Drywall & Ceiling Tile Installers	\$17.70	\$18.35	\$22.49
27-3041	Editors	\$23.10	\$30.43	\$38.40
11-9039	Education Administrators, All Other	\$29.56	\$47.76	\$53.92
11-9032	Education Administrators, Kindergarten through Secondary	\$98,340	\$100,010	\$125,520
11-9033	Education Administrators, Postsecondary	\$45.60	\$57.57	\$76.38
11-9031	Education & Childcare Administrators, Preschool & Daycare	\$18.17	\$22.61	\$22.63
25-1081	Education Teachers, Postsecondary	\$61,290	\$78,160	\$99,710
21-1012	Educational, Guidance & Career Counselors & Advisors	\$22.87	\$29.46	\$36.96
17-3023	Electrical & Electronic Engineering Technologists & Technicians	\$23.21	\$35.53	\$40.16
17-3012	Electrical & Electronics Drafters	\$28.07	\$29.92	\$46.52
49-2094	Electrical & Electronics Repairers, Commercial & Industrial Equipment	\$27.54	\$29.84	\$38.43
17-2071	Electrical Engineers	\$38.29	\$48.35	\$62.97
49-9051	Electrical Power-Line Installers & Repairers	\$38.25	\$46.42	\$49.14
51-2028	Electrical, Electronic & Electromechanical Assemblers Tapers & Finishers	\$13.94	\$15.11	\$22.45
47-2111	Electricians	\$23.00	\$29.21	\$36.05
17-2072	Electronics Engineers, Except Computer	\$45.40	\$62.64	\$64.12
25-2021	Elementary School Teachers, Except Special Education	\$60,670	\$76,880	\$80,660
43-4061	Eligibility Interviewers, Government Programs	\$28.73	\$28.73	\$28.73
11-9161	Emergency Management Directors	\$30.15	\$38.33	\$48.75
29-2042	Emergency Medical Technicians	\$17.88	\$17.90	\$22.51
29-1214	Emergency Medicine Physicians	#	#	#
25-1032	Engineering Teachers, Postsecondary	\$100,840	\$129,040	\$165,240
17-3029	Engineering Technologists & Technicians, Except Drafters, All Other	\$29.07	\$36.88	\$47.01
25-1123	English Language & Literature Teachers, Postsecondary	\$77,450	\$98,410	\$127,730
17-3025	Environmental Engineering Technologists & Technicians	\$28.52	\$35.94	\$45.48
17-2081	Environmental Engineers	\$36.99	\$40.96	\$47.73
19-2041	Environmental Scientists & Specialists, Including Health	\$30.67	\$39.27	\$49.95
19-1041	Epidemiologists	\$39.27	\$48.99	\$49.95
51-9194	Etchers & Engravers	\$14.40	\$18.13	\$20.14
43-6011	Executive Secretaries & Executive Administrative Assistants	\$29.42	\$36.86	\$37.64
39-9031	Exercise Trainers & Group Fitness Instructors	\$14.08	\$18.32	\$22.89
51-4021	Extruding & Drawing Machine Setters, Operators & Tenders, Metal & Plastic	\$20.90	\$22.47	\$28.19

Code	Title	Upper Entry	Median	Experienced
51-9041	Extruding, Forming, Pressing & Compacting Machine Setters, Operators & Tenders	\$19.21	\$22.40	\$26.93
11-3013	Facilities Managers	\$37.38	\$47.35	\$57.43
29-1215	Family Medicine Physicians	\$79.84	\$81.78	#
45-2092	Farmworkers & Laborers, Crop, Nursery & Greenhouse	\$14.24	\$15.10	\$15.46
27-1022	Fashion Designers	\$22.89	\$23.85	\$37.24
35-3023	Fast Food & Counter Workers	\$12.79	\$13.47	\$13.88
47-4031	Fence Erectors	\$18.23	\$22.38	\$22.38
51-2051	Fiberglass Laminators & Fabricators	\$18.15	\$22.81	\$22.91
43-4071	File Clerks	\$13.94	\$17.83	\$23.00
27-4032	Film & Video Editors	\$23.82	\$24.39	\$24.40
13-2051	Financial & Investment Analysts	\$30.22	\$38.96	\$59.64
13-2061	Financial Examiners	\$29.96	\$38.92	\$49.67
11-3031	Financial Managers	\$60.88	\$76.91	#
13-2054	Financial Risk Specialists	\$30.62	\$50.17	\$64.53
33-2021	Fire Inspectors & Investigators	\$29.62	\$29.62	\$37.79
33-2011	Firefighters	\$29.39	\$30.33	\$31.04
47-1011	First-Line Supervisors of Construction Trades & Extraction Workers	\$29.64	\$37.28	\$46.88
39-1014	First-Line Supervisors of Entertainment & Recreation Workers	\$23.52	\$29.63	\$30.29
33-1021	First-Line Supervisors of Firefighting & Prevention Workers	\$30.84	\$37.98	\$38.39
35-1012	First-Line Supervisors of Food Preparation & Serving Workers	\$18.13	\$23.08	\$24.62
39-1013	First-Line Supervisors of Gambling Services Workers	\$27.98	\$29.02	\$35.11
37-1011	First-Line Supervisors of Housekeeping & Janitorial Workers	\$22.55	\$22.90	\$30.37
37-1012	First-Line Supervisors of Landscaping, Lawn Service & Groundskeeping Workers	\$18.46	\$29.68	\$38.64
49-1011	First-Line Supervisors of Mechanics, Installers & Repairers	\$30.30	\$37.41	\$48.39
41-1012	First-Line Supervisors of Non-Retail Sales Workers	\$37.21	\$48.98	\$63.39
43-1011	First-Line Supervisors of Office & Administrative Support Workers	\$29.02	\$29.74	\$37.76
39-1022	First-Line Supervisors of Personal Service Workers	\$22.92	\$23.61	\$28.78
33-1012	First-Line Supervisors of Police & Detectives	\$31.96	\$39.45	\$49.34
51-1011	First-Line Supervisors of Production & Operating Workers	\$24.52	\$36.96	\$46.84
41-1011	First-Line Supervisors of Retail Sales Workers	\$18.33	\$23.22	\$29.57
33-1091	First-Line Supervisors of Security Workers	\$17.80	\$28.45	\$31.47
53-1047	First-Line Supervisors of Transportation & Material Moving Workers	\$23.47	\$30.25	\$37.98
27-1023	Floral Designers	\$13.67	\$16.92	\$17.45
51-3092	Food Batchmakers	\$13.63	\$14.07	\$14.81
51-3093	Food Cooking Machine Operators & Tenders	\$14.38	\$17.59	\$17.59
35-2021	Food Preparation Workers	\$13.73	\$14.77	\$17.51
19-1012	Food Scientists & Technologists	\$33.61	\$39.27	\$39.27
35-3041	Food Servers, Nonrestaurant	\$12.15	\$12.95	\$14.77
25-1124	Foreign Language & Literature Teachers, Postsecondary	\$61,830	\$78,160	\$124,090
51-4071	Foundry Mold & Coremakers	\$22.35	\$22.39	\$23.09
13-1131	Fundraisers	\$23.86	\$31.41	\$45.85
11-2033	Fundraising Managers	\$56.37	\$62.22	\$78.26
39-4021	Funeral Attendants	\$22.16	\$22.22	\$22.23
11-9171	Funeral Home Managers	\$48.71	\$57.75	\$59.84
51-7021	Furniture Finishers	\$16.94	\$18.01	\$22.95
39-3019	Gambling Service Workers, All Other	\$16.79	\$29.94	\$29.94
11-1021	General & Operations Managers	\$38.97	\$57.43	\$79.10
29-1216	General Internal Medicine Physicians	\$94.16	#	#
19-2042	Geoscientists, Except Hydrologists & Geographers	\$38.58	\$44.41	\$50.28
47-2121	Glaziers	\$22.12	\$28.36	\$36.41
27-1024	Graphic Designers	\$23.53	\$30.19	\$37.52
51-9022	Grinding & Polishing Workers, Hand	\$17.95	\$18.21	\$22.91
51-4033	Grinding, Lapping, Polishing & Buffing Machine Tool Setters	\$16.40	\$18.67	\$23.10
39-5012	Hairdressers, Hairstylists & Cosmetologists	\$13.66	\$13.99	\$17.84
47-4041	Hazardous Materials Removal Workers	\$18.05	\$26.62	\$29.80
17-2111	Health & Safety Engineers, Except Mining Safety Engineers & Inspectors	\$36.30	\$37.79	\$50.35
21-1091	Health Education Specialists	\$29.29	\$37.12	\$37.61

Code	Title	Upper Entry	Median	Experienced
29-9021	Health Information Technologists & Medical Registrars	\$22.71	\$22.71	\$29.02
25-1071	Health Specialties Teachers, Postsecondary	\$78,930	\$102,130	\$165,240
21-1022	Healthcare Social Workers	\$30.52	\$37.92	\$38.93
29-2092	Hearing Aid Specialists	\$13.49	\$14.29	\$17.80
49-9021	Heating, Air Conditioning & Refrigeration Mechanics & Installers	\$23.24	\$29.13	\$36.39
53-3032	Heavy & Tractor-Trailer Truck Drivers	\$22.34	\$24.01	\$29.81
47-3012	Helpers--Carpenters	\$17.59	\$17.95	\$17.96
47-3013	Helpers--Electricians	\$13.94	\$13.94	\$14.08
49-9098	Helpers--Installation, Maintenance & Repair Workers	\$17.87	\$20.41	\$22.61
51-9198	Helpers--Production Workers	\$11.80	\$14.37	\$17.77
47-4051	Highway Maintenance Workers	\$22.92	\$23.06	\$23.09
25-1125	History Teachers, Postsecondary	\$78,610	\$100,130	\$128,700
31-1120	Home Health & Personal Care Aides	\$13.96	\$14.09	\$14.42
35-9031	Hosts & Hostesses, Restaurant, Lounge & Coffee Shop	\$13.51	\$13.59	\$13.74
43-4081	Hotel, Motel & Resort Desk Clerks	\$13.87	\$13.99	\$17.37
43-4161	Human Resources Assistants, Except Payroll & Timekeeping	\$18.36	\$22.73	\$23.29
11-3121	Human Resources Managers	\$51.67	\$72.54	\$91.78
13-1071	Human Resources Specialists	\$29.01	\$36.56	\$46.71
17-3026	Industrial Engineering Technologists & Technicians	\$22.71	\$29.68	\$33.67
17-2112	Industrial Engineers	\$37.48	\$47.70	\$59.13
49-9041	Industrial Machinery Mechanics	\$22.93	\$28.62	\$29.89
11-3051	Industrial Production Managers	\$40.91	\$49.24	\$72.74
53-7051	Industrial Truck & Tractor Operators	\$18.18	\$22.62	\$28.19
15-1212	Information Security Analysts	\$37.39	\$47.76	\$62.10
51-9061	Inspectors, Testers, Sorters, Samplers & Weighers	\$17.31	\$22.25	\$28.83
25-9031	Instructional Coordinators	\$23.52	\$29.84	\$37.58
13-1032	Insurance Appraisers, Auto Damage	\$30.67	\$30.75	\$39.11
43-9041	Insurance Claims & Policy Processing Clerks	\$18.32	\$22.87	\$23.38
41-3021	Insurance Sales Agents	\$23.35	\$36.98	\$38.32
13-2053	Insurance Underwriters	\$29.96	\$37.53	\$48.58
27-1025	Interior Designers	\$29.56	\$31.87	\$40.13
27-3091	Interpreters & Translators	\$18.80	\$23.62	\$25.92
43-4111	Interviewers, Except Eligibility & Loan	\$18.00	\$22.58	\$23.18
37-2011	Janitors & Cleaners, Except Maids & Housekeeping Cleaners	\$13.82	\$14.53	\$18.32
51-9071	Jewelers & Precious Stone & Metal Workers	\$14.47	\$18.28	\$23.10
23-1023	Judges, Magistrate Judges & Magistrates	\$80.64	#	#
25-2012	Kindergarten Teachers, Except Special Education	\$64,360	\$76,880	\$97,480
13-1075	Labor Relations Specialists	\$18.39	\$38.09	\$48.70
53-7062	Laborers & Freight, Stock & Material Movers, Hand	\$14.42	\$16.97	\$22.22
37-3011	Landscaping & Groundskeeping Workers	\$18.07	\$18.24	\$22.63
51-6011	Laundry & Dry-Cleaning Workers	\$11.70	\$14.15	\$14.38
23-1011	Lawyers	\$48.02	\$72.74	#
43-6012	Legal Secretaries & Administrative Assistants	\$22.90	\$28.27	\$34.98
25-4022	Librarians & Media Collections Specialists	\$26.78	\$30.07	\$37.58
43-4121	Library Assistants, Clerical	\$13.55	\$14.28	\$17.98
25-1082	Library Science Teachers, Postsecondary	\$78,900	\$100,360	\$127,900
25-4031	Library Technicians	\$18.27	\$23.27	\$28.80
29-2061	Licensed Practical & Licensed Vocational Nurses	\$28.07	\$28.96	\$29.25
33-9092	Lifeguards, Ski Patrol & Other Recreational Protective Service Workers	\$12.45	\$14.62	\$17.64
53-3033	Light Truck Drivers	\$14.84	\$18.26	\$26.06
43-4131	Loan Interviewers & Clerks	\$18.03	\$22.55	\$23.18
13-2072	Loan Officers	\$22.71	\$37.81	\$39.54
49-9094	Locksmiths & Safe Repairers	\$20.36	\$29.04	\$29.63
13-1081	Logisticians	\$29.25	\$36.76	\$46.43
53-7063	Machine Feeders & Offbearers	\$14.19	\$14.19	\$18.24
51-4041	Machinists	\$18.35	\$23.32	\$29.45
29-2035	Magnetic Resonance Imaging Technologists	\$36.27	\$45.85	\$48.18

Code	Title	Upper Entry	Median	Experienced
37-2012	Maids & Housekeeping Cleaners	\$13.98	\$14.84	\$18.35
43-9051	Mail Clerks & Mail Machine Operators, Except Postal Service	\$14.27	\$14.37	\$18.87
49-9071	Maintenance & Repair Workers, General	\$18.04	\$22.99	\$28.92
49-9043	Maintenance Workers, Machinery	\$18.39	\$23.24	\$29.63
13-1111	Management Analysts	\$37.38	\$47.76	\$61.11
39-5092	Manicurists & Pedicurists	\$11.92	\$12.52	\$14.59
13-1161	Market Research Analysts & Marketing Specialists	\$23.24	\$30.40	\$46.71
11-2021	Marketing Managers	\$61.06	\$73.25	\$92.24
31-9011	Massage Therapists	\$11.94	\$14.59	\$14.59
25-1022	Mathematical Science Teachers, Postsecondary	\$77,860	\$98,410	\$127,900
51-3022	Meat, Poultry & Fish Cutters & Trimmers	\$13.95	\$14.39	\$17.95
17-3013	Mechanical Drafters	\$28.43	\$35.95	\$37.86
17-2141	Mechanical Engineers	\$37.95	\$45.19	\$61.09
11-9111	Medical & Health Services Managers	\$47.23	\$57.57	\$75.77
51-9082	Medical Appliance Technicians	\$14.48	\$18.23	\$22.81
31-9092	Medical Assistants	\$17.59	\$18.20	\$22.22
31-9093	Medical Equipment Preparers	\$18.20	\$22.53	\$23.31
29-2072	Medical Records Specialists	\$18.16	\$22.76	\$28.96
19-1042	Medical Scientists, Except Epidemiologists	\$30.03	\$39.27	\$76.70
43-6013	Medical Secretaries & Administrative Assistants	\$18.21	\$22.22	\$23.08
31-9094	Medical Transcriptionists	\$14.01	\$17.68	\$18.40
13-1121	Meeting, Convention & Event Planners	\$18.31	\$23.91	\$36.92
21-1023	Mental Health & Substance Abuse Social Workers	\$28.73	\$36.74	\$37.23
51-4051	Metal-Refining Furnace Operators & Tenders	\$17.97	\$22.24	\$23.09
43-5041	Meter Readers, Utilities	\$23.19	\$24.20	\$30.61
25-2022	Middle School Teachers, Except Special & Career/Technical Education	\$60,670	\$76,880	\$79,120
51-2090	Miscellaneous Assemblers & Fabricators	\$14.05	\$17.13	\$21.57
51-9023	Mixing & Blending Machine Setters, Operators & Tenders	\$14.24	\$18.15	\$22.91
49-3042	Mobile Heavy Equipment Mechanics, Except Engines	\$17.80	\$28.63	\$38.12
51-4061	Model Makers, Metal & Plastic	\$23.37	\$29.12	\$29.82
51-9195	Molders, Shapers & Casters, Except Metal & Plastic	\$11.83	\$14.48	\$18.01
51-4072	Molding, Coremaking & Casting Machine Setters, Operators & Tenders	\$14.27	\$17.72	\$22.63
49-3051	Motorboat Mechanics & Service Technicians	\$18.49	\$26.85	\$28.88
49-3052	Motorcycle Mechanics	\$18.12	\$28.38	\$28.97
51-4081	Multiple Machine Tool Setters, Operators & Tenders, Metal & Plastic	\$14.64	\$18.15	\$21.10
25-4013	Museum Technicians & Conservators	\$18.21	\$22.95	\$24.24
27-2042	Musicians & Singers	\$20.13	\$29.97	\$44.81
11-9121	Natural Sciences Managers	\$58.05	\$62.11	\$79.22
15-1244	Network & Computer Systems Administrators	\$37.45	\$38.78	\$48.74
27-3023	News Analysts, Reporters & Journalists	\$22.23	\$29.58	\$39.56
29-2033	Nuclear Medicine Technologists	\$47.44	\$48.18	\$57.81
29-1161	Nurse Midwives	\$48.27	\$61.11	\$61.87
29-1171	Nurse Practitioners	\$48.40	\$60.36	\$62.29
31-1131	Nursing Assistants	\$14.40	\$17.84	\$18.09
25-1072	Nursing Instructors & Teachers, Postsecondary	\$101,010	\$79,410	\$101,010
29-1218	Obstetricians & Gynecologists	#	#	#
19-5011	Occupational Health & Safety Specialists	\$36.27	\$45.47	\$51.16
19-5012	Occupational Health & Safety Technicians	\$29.02	\$30.55	\$37.97
29-1122	Occupational Therapists	\$37.38	\$46.09	\$48.19
31-2011	Occupational Therapy Assistants	\$22.71	\$29.97	\$37.06
43-9061	Office Clerks, General	\$17.58	\$21.04	\$23.11
43-9071	Office Machine Operators, Except Computer	\$14.44	\$22.41	\$23.11
47-2073	Operating Engineers & Other Construction Equipment Operators	\$23.37	\$29.41	\$36.11
29-2057	Ophthalmic Medical Technicians	\$17.73	\$22.29	\$28.19
29-1241	Ophthalmologists, Except Pediatric	#	#	#
29-2081	Opticians, Dispensing	\$14.02	\$22.22	\$28.14
43-4151	Order Clerks	\$14.09	\$17.82	\$20.99

Code	Title	Upper Entry	Median	Experienced
31-1132	Orderlies	\$14.40	\$17.68	\$18.23
29-2091	Orthotists & Prosthetists	\$23.11	\$30.71	\$45.78
49-3053	Outdoor Power Equipment & Other Small Engine Mechanics	\$17.90	\$21.57	\$23.50
51-9111	Packaging & Filling Machine Operators & Tenders	\$13.94	\$17.17	\$18.45
53-7064	Packers & Packers, Hand	\$12.09	\$13.74	\$14.52
47-2141	Painters, Construction & Maintenance	\$18.13	\$22.68	\$23.31
51-9123	Painting, Coating & Decorating Workers	\$12.88	\$15.10	\$18.22
51-9196	Paper Goods Machine Setters, Operators & Tenders	\$14.26	\$18.18	\$18.79
23-2011	Paralegals & Legal Assistants	\$22.31	\$28.12	\$35.43
29-2043	Paramedics	\$17.98	\$22.57	\$22.92
33-3041	Parking Enforcement Workers	\$12.54	\$12.54	\$15.37
41-2022	Parts Salespersons	\$14.14	\$17.59	\$22.64
47-2071	Paving, Surfacing & Tamping Equipment Operators	\$22.59	\$28.45	\$30.92
43-3051	Payroll & Timekeeping Clerks	\$22.85	\$28.73	\$29.25
29-1221	Pediatricians, General	\$79.44	#	#
13-2052	Personal Financial Advisors	\$29.94	\$47.79	\$81.16
37-2021	Pest Control Workers	\$17.59	\$18.37	\$23.01
29-1051	Pharmacists	\$48.02	\$58.67	\$62.61
29-2052	Pharmacy Technicians	\$14.13	\$17.70	\$22.44
25-1126	Philosophy & Religion Teachers, Postsecondary	\$62,470	\$100,130	\$156,240
31-9097	Phlebotomists	\$18.27	\$22.22	\$23.31
27-4021	Photographers	\$14.46	\$18.42	\$26.48
31-2022	Physical Therapist Aides	\$13.73	\$13.73	\$27.76
31-2021	Physical Therapist Assistants	\$29.60	\$32.85	\$37.87
29-1123	Physical Therapists	\$37.56	\$46.12	\$48.57
29-1071	Physician Assistants	\$49.47	\$61.39	\$73.59
29-1222	Physicians, Pathologists	\$62.41	#	#
19-2012	Physicists	\$63.34	\$63.34	\$64.12
51-4193	Plating Machine Setters, Operators & Tenders, Metal & Plastic	\$11.76	\$11.77	\$17.92
47-2152	Plumbers, Pipefitters & Steamfitters	\$22.54	\$29.29	\$38.14
29-1081	Podiatrists	\$38.74	\$49.22	\$58.73
33-3051	Police & Sheriff's Patrol Officers	\$29.81	\$31.46	\$38.18
43-5051	Postal Service Clerks	\$21.77	\$24.16	\$30.87
43-5052	Postal Service Mail Carriers	\$19.88	\$24.58	\$32.32
43-5053	Postal Service Mail Sorters, Processors & Processing Machine Operators	\$18.69	\$23.05	\$30.21
11-9131	Postmasters & Mail Superintendents	\$37.48	\$40.46	\$44.03
51-8013	Power Plant Operators	\$37.24	\$47.26	\$48.55
51-5111	Prepress Technicians & Workers	\$18.04	\$23.18	\$23.65
25-2011	Preschool Teachers, Except Special Education	\$13.94	\$14.08	\$17.55
51-5113	Print Binding & Finishing Workers	\$18.18	\$20.55	\$22.97
51-5112	Printing Press Operators	\$17.59	\$18.18	\$23.10
33-9021	Private Detectives & Investigators	\$29.61	\$30.33	\$31.12
43-3061	Procurement Clerks	\$19.91	\$22.94	\$27.28
27-2012	Producers & Directors	\$22.90	\$37.23	\$39.45
43-5061	Production, Planning & Expediting Clerks	\$22.93	\$28.89	\$36.28
13-1082	Project Management Specialists	\$36.92	\$47.76	\$62.60
13-2020	Property Appraisers & Assessors	\$35.83	\$37.92	\$39.16
11-9141	Property, Real Estate & Community Association Managers	\$29.14	\$37.06	\$46.96
31-1133	Psychiatric Aides	\$18.01	\$22.22	\$22.73
29-1223	Psychiatrists	#	#	#
25-1066	Psychology Teachers, Postsecondary	\$62,460	\$79,410	\$127,420
11-2032	Public Relations Managers	\$60.69	\$72.74	\$91.48
27-3031	Public Relations Specialists	\$24.00	\$31.77	\$47.15
43-5031	Public Safety Telecommunicators	\$22.69	\$22.94	\$23.44
11-3061	Purchasing Managers	\$57.62	\$61.39	\$77.65
29-1124	Radiation Therapists	\$37.24	\$46.13	\$47.45
29-2034	Radiologic Technologists & Technicians	\$29.75	\$37.00	\$45.61

Code	Title	Upper Entry	Median	Experienced
29-1224	Radiologists	#	#	#
41-9022	Real Estate Sales Agents	\$23.02	\$23.10	\$23.36
43-4171	Receptionists & Information Clerks	\$14.12	\$17.67	\$21.85
39-9032	Recreation Workers	\$13.73	\$14.55	\$18.53
29-1141	Registered Nurses	\$36.27	\$37.93	\$45.85
21-1015	Rehabilitation Counselors	\$17.59	\$28.84	\$36.74
43-4181	Reservation & Transportation Ticket Agents & Travel Clerks	\$14.37	\$18.21	\$28.96
39-9041	Residential Advisors	\$14.63	\$18.12	\$22.80
29-1126	Respiratory Therapists	\$29.02	\$29.91	\$37.27
41-2031	Retail Salespersons	\$13.73	\$14.18	\$17.71
49-9096	Riggers	\$27.54	\$29.63	\$37.69
47-2181	Roofers	\$23.20	\$28.45	\$37.24
53-5011	Sailors & Marine Oilers	\$14.39	\$18.18	\$23.02
11-2022	Sales Managers	\$47.72	\$72.54	\$99.30
41-3091	Sales Representatives of Services,	\$23.38	\$29.99	\$47.37
41-4012	Sales Representatives, Wholesale & Manufacturing, Except Technical & Scientific	\$23.61	\$30.24	\$46.30
41-4011	Sales Representatives, Wholesale & Manufacturing, Technical & Scientific Products	\$29.25	\$37.67	\$60.53
51-7041	Sawing Machine Setters, Operators & Tenders, Wood	\$14.35	\$14.70	\$18.23
33-9094	School Bus Monitors	\$13.78	\$17.75	\$17.83
19-3034	School Psychologists	\$37.16	\$38.23	\$47.77
25-2031	Secondary School Teachers, Except Special & Career/Technical Education	\$60,670	\$76,880	\$80,660
43-6014	Secretaries & Administrative Assistants, Except Legal, Medical & Executive	\$17.83	\$22.62	\$24.81
41-3031	Securities, Commodities & Financial Services Sales Agents	\$23.47	\$30.63	\$47.44
49-2098	Security & Fire Alarm Systems Installers	\$17.93	\$23.03	\$29.63
33-9032	Security Guards	\$13.99	\$16.80	\$18.66
25-3021	Self-Enrichment Teachers	\$13.94	\$16.22	\$22.90
51-9012	Separating, Filtering, Clarifying, Precipitating & Still Machine Setters, Operators	\$18.37	\$23.09	\$27.40
47-4071	Septic Tank Servicers & Sewer Pipe Cleaners	\$17.73	\$22.76	\$26.57
51-6031	Sewing Machine Operators	\$14.15	\$17.34	\$17.75
47-2211	Sheet Metal Workers	\$23.37	\$29.80	\$38.14
43-5071	Shipping, Receiving & Inventory Clerks	\$14.44	\$18.01	\$22.72
53-3053	Shuttle Drivers & Chauffeurs	\$14.19	\$14.91	\$18.24
39-5094	Skincare Specialists	\$13.71	\$14.34	\$18.60
11-9151	Social & Community Service Managers	\$28.98	\$38.18	\$55.90
21-1093	Social & Human Service Assistants	\$17.59	\$18.42	\$22.47
25-1113	Social Work Teachers, Postsecondary	\$61,290	\$78,160	\$99,020
15-1252	Software Developers	\$47.66	\$50.53	\$75.66
15-1253	Software Quality Assurance Analysts & Testers	\$37.36	\$45.80	\$57.84
25-2052	Special Education Teachers, Kindergarten & Elementary School	\$60,670	\$76,880	\$97,480
25-2057	Special Education Teachers, Middle School	\$76,880	\$76,880	\$97,480
25-2058	Special Education Teachers, Secondary School	\$63,670	\$77,540	\$97,620
29-1127	Speech-Language Pathologists	\$37.16	\$42.86	\$47.88
51-8021	Stationary Engineers & Boiler Operators	\$28.62	\$29.40	\$37.03
53-7065	Stockers & Order Fillers	\$13.91	\$14.58	\$18.25
47-2221	Structural Iron & Steel Workers	\$37.79	\$37.79	\$37.79
21-1018	Substance Abuse, Behavioral Disorder & Mental Health Counselors	\$22.75	\$28.99	\$36.55
25-3031	Substitute Teachers, Short-Term	\$11.71	\$14.49	\$22.26
29-9093	Surgical Assistants	\$23.25	\$28.96	\$29.50
29-2055	Surgical Technologists	\$22.63	\$28.43	\$35.70
17-3031	Surveying & Mapping Technicians	\$28.86	\$29.86	\$37.73
17-1022	Surveyors	\$22.93	\$29.32	\$37.39
43-2011	Switchboard Operators, Including Answering Service	\$14.27	\$17.58	\$17.98
13-2081	Tax Examiners & Collectors & Revenue Agents	\$30.51	\$38.80	\$39.22
25-9045	Teaching Assistants, Except Postsecondary	\$59,500	\$97,620	\$117,980
25-9044	Teaching Assistants, Postsecondary	\$37,960	\$48,890	\$60,760
27-3042	Technical Writers	\$29.97	\$38.44	\$47.65
49-2022	Telecommunications Equipment Installers & Repairers, Except Line Installers	\$24.31	\$31.04	\$46.73

Code	Title	Upper Entry	Median	Experienced
43-2021	Telephone Operators	\$17.83	\$18.21	\$22.91
43-3071	Tellers	\$17.83	\$17.97	\$22.35
51-6061	Textile Bleaching & Dyeing Machine Operators & Tenders	\$17.92	\$18.18	\$22.51
51-6062	Textile Cutting Machine Setters, Operators & Tenders	\$11.80	\$13.14	\$14.38
51-6063	Textile Knitting & Weaving Machine Setters, Operators & Tenders	\$11.50	\$14.32	\$17.85
51-6064	Textile Winding, Twisting & Drawing Out Machine Setters, Operators & Tenders	\$11.50	\$14.06	\$14.50
49-3093	Tire Repairers & Changers	\$17.34	\$17.46	\$20.19
23-2093	Title Examiners, Abstractors & Searchers	\$22.16	\$22.17	\$28.70
51-4111	Tool & Die Makers	\$18.31	\$28.83	\$30.16
39-7010	Tour & Travel Guides	\$13.67	\$13.84	\$17.34
11-3131	Training & Development Managers	\$57.62	\$60.72	\$72.54
13-1151	Training & Development Specialists	\$29.02	\$37.92	\$48.71
53-6051	Transportation Inspectors	\$23.53	\$30.00	\$48.52
11-3071	Transportation, Storage & Distribution Managers	\$45.48	\$50.96	\$72.45
41-3041	Travel Agents	\$17.59	\$18.41	\$23.32
25-3041	Tutors	\$17.93	\$28.19	\$35.91
19-3051	Urban & Regional Planners	\$30.17	\$39.53	\$49.35
39-3031	Ushers, Lobby Attendants & Ticket Takers	\$11.90	\$12.93	\$14.09
29-1131	Veterinarians	\$47.80	\$58.20	\$78.25
31-9096	Veterinary Assistants & Laboratory Animal Caretakers	\$17.72	\$17.75	\$22.47
29-2056	Veterinary Technologists & Technicians	\$17.87	\$17.88	\$17.91
35-3031	Waiters & Waitresses	\$11.60	\$12.56	\$12.98
51-8031	Water & Wastewater Treatment Plant & System Operators	\$23.19	\$28.73	\$29.49
15-1255	Web & Digital Interface Designers	\$30.13	\$38.14	\$48.24
15-1254	Web Developers	\$37.24	\$38.36	\$50.04
43-5111	Weighers, Measurers, Checkers & Samplers, Recordkeeping	\$14.09	\$14.43	\$22.22
51-4121	Welders, Cutters, Solderers & Brazers	\$23.12	\$27.61	\$33.33
51-4122	Welding, Soldering & Brazing Machine Setters, Operators & Tenders	\$18.18	\$21.81	\$23.38
51-7042	Woodworking Machine Setters, Operators & Tenders, Except Sawing	\$14.50	\$17.88	\$21.74
43-9022	Word Processors & Typists	\$18.01	\$22.62	\$23.08
27-3043	Writers & Authors	\$29.77	\$34.19	\$39.21

indicates a wage greater than \$100.00 per hour or \$208,000 per year

* Wage Not Available

Listed by Occupational Code

Code	Title	Upper Entry	Median	Experienced
00-0000	All Occupations	\$14.84	\$22.97	\$37.24
11-0000	Management Occupations	\$45.60	\$60.43	\$78.26
11-1011	Chief Executives	\$72.75	#	#
11-1021	General & Operations Managers	\$38.97	\$57.43	\$79.10
11-2021	Marketing Managers	\$61.06	\$73.25	\$92.24
11-2022	Sales Managers	\$47.72	\$72.54	\$99.30
11-2032	Public Relations Managers	\$60.69	\$72.74	\$91.48
11-2033	Fundraising Managers	\$56.37	\$62.22	\$78.26
11-3012	Administrative Services Managers	\$49.29	\$63.05	\$80.70
11-3013	Facilities Managers	\$37.38	\$47.35	\$57.43
11-3021	Computer & Information Systems Managers	\$61.74	\$74.71	\$80.70
11-3031	Financial Managers	\$60.88	\$76.91	#
11-3051	Industrial Production Managers	\$40.91	\$49.24	\$72.74
11-3061	Purchasing Managers	\$57.62	\$61.39	\$77.65
11-3071	Transportation, Storage & Distribution Managers	\$45.48	\$50.96	\$72.45
11-3111	Compensation & Benefits Managers	\$57.62	\$77.94	\$91.48
11-3121	Human Resources Managers	\$51.67	\$72.54	\$91.78
11-3131	Training & Development Managers	\$57.62	\$60.72	\$72.54
11-9021	Construction Managers	\$37.29	\$48.78	\$62.70
11-9031	Education & Childcare Administrators, Preschool & Daycare	\$18.17	\$22.61	\$22.63
11-9032	Education Administrators, Kindergarten through Secondary	\$98,340	\$100,010	\$125,520
11-9033	Education Administrators, Postsecondary	\$45.60	\$57.57	\$76.38
11-9041	Architectural & Engineering Managers	\$61.53	\$77.96	\$92.24
11-9111	Medical & Health Services Managers	\$47.23	\$57.57	\$75.77
11-9121	Natural Sciences Managers	\$58.05	\$62.11	\$79.22
11-9131	Postmasters & Mail Superintendents	\$37.48	\$40.46	\$44.03
11-9141	Property, Real Estate & Community Association Managers	\$29.14	\$37.06	\$46.96
11-9151	Social & Community Service Managers	\$28.98	\$38.18	\$55.90
11-9161	Emergency Management Directors	\$30.15	\$38.33	\$48.75
11-9171	Funeral Home Managers	\$48.71	\$57.75	\$59.84
13-0000	Business & Financial Operations Occupations	\$29.31	\$38.14	\$48.93
13-1020	Buyers & Purchasing Agents	\$28.60	\$36.92	\$46.87
13-1031	Claims Adjusters, Examiners & Investigators	\$29.24	\$37.82	\$47.44
13-1032	Insurance Appraisers, Auto Damage	\$30.67	\$30.75	\$39.11
13-1041	Compliance Officers	\$30.17	\$37.14	\$47.13
13-1051	Cost Estimators	\$22.91	\$30.27	\$46.43
13-1071	Human Resources Specialists	\$29.01	\$36.56	\$46.71
13-1075	Labor Relations Specialists	\$18.39	\$38.09	\$48.70
13-1081	Logisticians	\$29.25	\$36.76	\$46.43
13-1082	Project Management Specialists	\$36.92	\$47.76	\$62.60
13-1111	Management Analysts	\$37.38	\$47.76	\$61.11

Code	Title	Upper Entry	Median	Experienced
13-1121	Meeting, Convention & Event Planners	\$18.31	\$23.91	\$36.92
13-1131	Fundraisers	\$23.86	\$31.41	\$45.85
13-1141	Compensation, Benefits & Job Analysis Specialists	\$29.96	\$38.14	\$48.58
13-1151	Training & Development Specialists	\$29.02	\$37.92	\$48.71
13-1161	Market Research Analysts & Marketing Specialists	\$23.24	\$30.40	\$46.71
13-2011	Accountants & Auditors	\$30.07	\$38.41	\$48.58
13-2020	Property Appraisers & Assessors	\$35.83	\$37.92	\$39.16
13-2031	Budget Analysts	\$37.24	\$39.22	\$48.58
13-2041	Credit Analysts	\$30.60	\$38.49	\$48.92
13-2051	Financial & Investment Analysts	\$30.22	\$38.96	\$59.64
13-2052	Personal Financial Advisors	\$29.94	\$47.79	\$81.16
13-2053	Insurance Underwriters	\$29.96	\$37.53	\$48.58
13-2054	Financial Risk Specialists	\$30.62	\$50.17	\$64.53
13-2061	Financial Examiners	\$29.96	\$38.92	\$49.67
13-2071	Credit Counselors	\$23.11	\$29.48	\$36.51
13-2072	Loan Officers	\$22.71	\$37.81	\$39.54
13-2081	Tax Examiners & Collectors & Revenue Agents	\$30.51	\$38.80	\$39.22
15-0000	Computer & Mathematical Occupations	\$30.44	\$47.41	\$61.39
15-1211	Computer Systems Analysts	\$38.01	\$49.23	\$62.06
15-1212	Information Security Analysts	\$37.39	\$47.76	\$62.10
15-1221	Computer & Information Research Scientists	\$39.87	\$56.78	\$64.12
15-1241	Computer Network Architects	\$58.03	\$62.45	\$78.54
15-1242	Database Administrators	\$38.60	\$48.74	\$61.11
15-1244	Network & Computer Systems Administrators	\$37.45	\$38.78	\$48.74
15-1251	Computer Programmers	\$37.86	\$38.59	\$48.74
15-1252	Software Developers	\$47.66	\$50.53	\$75.66
15-1253	Software Quality Assurance Analysts & Testers	\$37.36	\$45.80	\$57.84
15-1254	Web Developers	\$37.24	\$38.36	\$50.04
15-1255	Web & Digital Interface Designers	\$30.13	\$38.14	\$48.24
15-2011	Actuaries	\$30.22	\$38.60	\$62.40
15-2051	Data Scientists	\$38.01	\$48.52	\$61.11
17-0000	Architecture & Engineering Occupations	\$36.01	\$45.95	\$61.10
17-1011	Architects, Except Landscape & Naval	\$29.55	\$37.75	\$47.73
17-1022	Surveyors	\$22.93	\$29.32	\$37.39
17-2041	Chemical Engineers	\$30.32	\$43.73	\$56.64
17-2051	Civil Engineers	\$37.31	\$47.73	\$61.48
17-2061	Computer Hardware Engineers	\$39.87	\$49.23	\$62.45
17-2071	Electrical Engineers	\$38.29	\$48.35	\$62.97
17-2072	Electronics Engineers, Except Computer	\$45.40	\$62.64	\$64.12
17-2081	Environmental Engineers	\$36.99	\$40.96	\$47.73
17-2111	Health & Safety Engineers, Except Mining Safety Engineers	\$36.30	\$37.79	\$50.35
17-2112	Industrial Engineers	\$37.48	\$47.70	\$59.13
17-2141	Mechanical Engineers	\$37.95	\$45.19	\$61.09

Code	Title	Upper Entry	Median	Experienced
17-3011	Architectural & Civil Drafters	\$22.81	\$29.07	\$38.11
17-3012	Electrical & Electronics Drafters	\$28.07	\$29.92	\$46.52
17-3013	Mechanical Drafters	\$28.43	\$35.95	\$37.86
17-3019	Drafters, All Other	\$18.27	\$18.27	\$29.02
17-3021	Aerospace Engineering & Operations Technologists	\$29.24	\$36.83	\$36.83
17-3022	Civil Engineering Technologists & Technicians	\$22.54	\$22.84	\$28.64
17-3023	Electrical & Electronic Engineering Technologists	\$23.21	\$35.53	\$40.16
17-3025	Environmental Engineering Technologists & Technicians	\$28.52	\$35.94	\$45.48
17-3026	Industrial Engineering Technologists & Technicians	\$22.71	\$29.68	\$33.67
17-3031	Surveying & Mapping Technicians	\$28.86	\$29.86	\$37.73
19-0000	Life, Physical & Social Science Occupations	\$29.55	\$38.49	\$49.95
19-1012	Food Scientists & Technologists	\$33.61	\$39.27	\$39.27
19-1021	Biochemists & Biophysicists	\$30.43	\$50.41	\$62.52
19-1041	Epidemiologists	\$39.27	\$48.99	\$49.95
19-1042	Medical Scientists, Except Epidemiologists	\$30.03	\$39.27	\$76.70
19-2012	Physicists	\$63.34	\$63.34	\$64.12
19-2031	Chemists	\$37.02	\$45.46	\$50.45
19-2041	Environmental Scientists & Specialists, Including Health	\$30.67	\$39.27	\$49.95
19-2042	Geoscientists, Except Hydrologists & Geographers	\$38.58	\$44.41	\$50.28
19-3033	Clinical & Counseling Psychologists	\$38.35	\$47.44	\$50.45
19-3034	School Psychologists	\$37.16	\$38.23	\$47.77
19-3039	Psychologists, All Other	\$22.90	\$30.01	\$60.83
19-3051	Urban & Regional Planners	\$30.17	\$39.53	\$49.35
19-3091	Anthropologists & Archeologists	\$24.15	\$30.88	\$37.84
19-4031	Chemical Technicians	\$18.10	\$22.40	\$28.40
19-5011	Occupational Health & Safety Specialists	\$36.27	\$45.47	\$51.16
19-5012	Occupational Health & Safety Technicians	\$29.02	\$30.55	\$37.97
21-0000	Community & Social Service Occupations	\$18.42	\$23.54	\$36.74
21-1012	Educational, Guidance & Career Counselors & Advisors	\$22.87	\$29.46	\$36.96
21-1015	Rehabilitation Counselors	\$17.59	\$28.84	\$36.74
21-1018	Substance Abuse, Behavioral Disorder & Counselors	\$22.75	\$28.99	\$36.55
21-1021	Child, Family & School Social Workers	\$22.91	\$29.65	\$36.96
21-1022	Healthcare Social Workers	\$30.52	\$37.92	\$38.93
21-1023	Mental Health & Substance Abuse Social Workers	\$28.73	\$36.74	\$37.23
21-1091	Health Education Specialists	\$29.29	\$37.12	\$37.61
21-1093	Social & Human Service Assistants	\$17.59	\$18.42	\$22.47
21-1094	Community Health Workers	\$18.60	\$24.08	\$36.84
21-2011	Clergy	\$23.67	\$29.86	\$37.12
21-2021	Directors, Religious Activities & Education	\$14.77	\$18.71	\$22.47
23-0000	Legal Occupations	\$29.12	\$47.15	\$77.46
23-1011	Lawyers	\$48.02	\$72.74	#
23-1021	Administrative Law Judges, Adjudicators & Hearing Officers	\$49.30	\$57.54	\$62.82
23-1023	Judges, Magistrate Judges & Magistrates	\$80.64	#	#

Code	Title	Upper Entry	Median	Experienced
23-2011	Paralegals & Legal Assistants	\$22.31	\$28.12	\$35.43
23-2093	Title Examiners, Abstractors & Searchers	\$22.16	\$22.17	\$28.70
25-0000	Educational Instruction & Library Occupations	\$19.08	\$30.03	\$38.78
25-1011	Business Teachers, Postsecondary	\$77,450	\$102,130	\$163,090
25-1021	Computer Science Teachers, Postsecondary	\$77,750	\$79,640	\$101,010
25-1022	Mathematical Science Teachers, Postsecondary	\$77,860	\$98,410	\$127,900
25-1031	Architecture Teachers, Postsecondary	\$78,200	\$101,010	\$129,590
25-1032	Engineering Teachers, Postsecondary	\$100,840	\$129,040	\$165,240
25-1042	Biological Science Teachers, Postsecondary	\$78,930	\$100,840	\$129,040
25-1052	Chemistry Teachers, Postsecondary	\$78,610	\$100,130	\$128,700
25-1066	Psychology Teachers, Postsecondary	\$62,460	\$79,410	\$127,420
25-1071	Health Specialties Teachers, Postsecondary	\$78,930	\$102,130	\$165,240
25-1072	Nursing Instructors & Teachers, Postsecondary	\$63,740	\$79,410	\$101,010
25-1081	Education Teachers, Postsecondary	\$61,290	\$78,160	\$99,710
25-1082	Library Science Teachers, Postsecondary	\$78,900	\$100,360	\$127,900
25-1111	Criminal Justice & Law Enforcement Teachers	\$47,930	\$61,290	\$78,900
25-1113	Social Work Teachers, Postsecondary	\$61,290	\$78,160	\$99,020
25-1121	Art, Drama & Music Teachers, Postsecondary	\$61,830	\$78,610	\$100,510
25-1123	English Language & Literature Teachers, Postsecondary	\$77,450	\$98,410	\$127,730
25-1124	Foreign Language & Literature Teachers, Postsecondary	\$61,830	\$78,160	\$124,090
25-1125	History Teachers, Postsecondary	\$78,610	\$100,130	\$128,700
25-1126	Philosophy & Religion Teachers, Postsecondary	\$62,470	\$100,130	\$156,240
25-1194	Career/Technical Education Teachers, Postsecondary	\$17.74	\$18.10	\$27.91
25-2011	Preschool Teachers, Except Special Education	\$13.94	\$14.08	\$17.55
25-2012	Kindergarten Teachers, Except Special Education	\$64,360	\$76,880	\$97,480
25-2021	Elementary School Teachers, Except Special Education	\$60,670	\$76,880	\$80,660
25-2022	Middle School Teachers, Except Special & Career/Technical	\$60,670	\$76,880	\$79,120
25-2031	Secondary School Teachers	\$60,670	\$76,880	\$80,660
25-2032	Career/Technical Education Teachers, Secondary School	\$61,820	\$76,880	\$97,480
25-2052	Special Education Teachers, Kindergarten & Elementary	\$60,670	\$76,880	\$97,480
25-2057	Special Education Teachers, Middle School	\$76,880	\$76,880	\$97,480
25-2058	Special Education Teachers, Secondary School	\$63,670	\$77,540	\$97,620
25-3011	Adult Basic Education, Adult Secondary Education	\$28.73	\$29.61	\$38.05
25-3021	Self-Enrichment Teachers	\$13.94	\$16.22	\$22.90
25-3031	Substitute Teachers, Short-Term	\$11.71	\$14.49	\$22.26
25-3041	Tutors	\$17.93	\$28.19	\$35.91
25-4011	Archivists	\$29.51	\$37.42	\$37.58
25-4012	Curators	\$36.51	\$37.16	\$37.21
25-4013	Museum Technicians & Conservators	\$18.21	\$22.95	\$24.24
25-4022	Librarians & Media Collections Specialists	\$26.78	\$30.07	\$37.58
25-4031	Library Technicians	\$18.27	\$23.27	\$28.80
25-9031	Instructional Coordinators	\$23.52	\$29.84	\$37.58
25-9044	Teaching Assistants, Postsecondary	\$37,960	\$48,890	\$60,760

Code	Title	Upper Entry	Median	Experienced
25-9045	Teaching Assistants, Except Postsecondary	\$28,660	\$30,100	\$37,660
27-0000	Arts, Design, Entertainment, Sports & Media Occupations	\$22.85	\$29.89	\$38.74
27-1011	Art Directors	\$23.80	\$38.92	\$49.72
27-1021	Commercial & Industrial Designers	\$37.23	\$47.45	\$49.36
27-1022	Fashion Designers	\$22.89	\$23.85	\$37.24
27-1023	Floral Designers	\$13.67	\$16.92	\$17.45
27-1024	Graphic Designers	\$23.53	\$30.19	\$37.52
27-1025	Interior Designers	\$29.56	\$31.87	\$40.13
27-2012	Producers & Directors	\$22.90	\$37.23	\$39.45
27-2022	Coaches & Scouts	\$37,480	\$48,840	\$62,300
27-2042	Musicians & Singers	\$20.13	\$29.97	\$44.81
27-3011	Broadcast Announcers & Radio Disc Jockeys	\$14.69	\$36.42	\$75.43
27-3023	News Analysts, Reporters & Journalists	\$22.23	\$29.58	\$39.56
27-3031	Public Relations Specialists	\$24.00	\$31.77	\$47.15
27-3041	Editors	\$23.10	\$30.43	\$38.40
27-3042	Technical Writers	\$29.97	\$38.44	\$47.65
27-3043	Writers & Authors	\$29.77	\$34.19	\$39.21
27-3091	Interpreters & Translators	\$18.80	\$23.62	\$25.92
27-4011	Audio & Video Technicians	\$23.46	\$29.89	\$36.58
27-4012	Broadcast Technicians	\$17.19	\$28.39	\$36.68
27-4021	Photographers	\$14.46	\$18.42	\$26.48
27-4032	Film & Video Editors	\$23.82	\$24.39	\$24.40
29-0000	Healthcare Practitioners & Technical Occupations	\$29.24	\$37.54	\$48.44
29-1011	Chiropractors	\$29.72	\$37.96	\$47.97
29-1021	Dentists, General	\$78.88	#	#
29-1031	Dietitians & Nutritionists	\$28.63	\$36.04	\$38.15
29-1051	Pharmacists	\$48.02	\$58.67	\$62.61
29-1071	Physician Assistants	\$49.47	\$61.39	\$73.59
29-1081	Podiatrists	\$38.74	\$49.22	\$58.73
29-1122	Occupational Therapists	\$37.38	\$46.09	\$48.19
29-1123	Physical Therapists	\$37.56	\$46.12	\$48.57
29-1124	Radiation Therapists	\$37.24	\$46.13	\$47.45
29-1126	Respiratory Therapists	\$29.02	\$29.91	\$37.27
29-1127	Speech-Language Pathologists	\$37.16	\$42.86	\$47.88
29-1129	Therapists, All Other	\$17.80	\$29.03	\$37.61
29-1131	Veterinarians	\$47.80	\$58.20	\$78.25
29-1141	Registered Nurses	\$36.27	\$37.93	\$45.85
29-1161	Nurse Midwives	\$48.27	\$61.11	\$61.87
29-1171	Nurse Practitioners	\$48.40	\$60.36	\$62.29
29-1181	Audiologists	\$36.08	\$42.59	\$45.95
29-1212	Cardiologists	#	#	#
29-1213	Dermatologists	\$74.28	#	#
29-1214	Emergency Medicine Physicians	#	#	#

Code	Title	Upper Entry	Median	Experienced
29-1215	Family Medicine Physicians	\$79.84	\$81.78	#
29-1216	General Internal Medicine Physicians	\$94.16	#	#
29-1218	Obstetricians & Gynecologists	#	#	#
29-1221	Pediatricians, General	\$79.44	#	#
29-1222	Physicians, Pathologists	\$62.41	#	#
29-1223	Psychiatrists	#	#	#
29-1224	Radiologists	#	#	#
29-1241	Ophthalmologists, Except Pediatric	#	#	#
29-1292	Dental Hygienists	\$37.35	\$37.49	\$37.52
29-2010	Clinical Laboratory Technologists & Technicians	\$28.63	\$36.06	\$38.15
29-2031	Cardiovascular Technologists & Technicians	\$29.91	\$45.61	\$48.67
29-2032	Diagnostic Medical Sonographers	\$37.53	\$45.85	\$47.80
29-2033	Nuclear Medicine Technologists	\$47.44	\$48.18	\$57.81
29-2034	Radiologic Technologists & Technicians	\$29.75	\$37.00	\$45.61
29-2035	Magnetic Resonance Imaging Technologists	\$36.27	\$45.85	\$48.18
29-2042	Emergency Medical Technicians	\$17.88	\$17.90	\$22.51
29-2043	Paramedics	\$17.98	\$22.57	\$22.92
29-2051	Dietetic Technicians	\$17.34	\$21.95	\$22.45
29-2052	Pharmacy Technicians	\$14.13	\$17.70	\$22.44
29-2055	Surgical Technologists	\$22.63	\$28.43	\$35.70
29-2056	Veterinary Technologists & Technicians	\$17.87	\$17.88	\$17.91
29-2057	Ophthalmic Medical Technicians	\$17.73	\$22.29	\$28.19
29-2061	Licensed Practical & Licensed Vocational Nurses	\$28.07	\$28.96	\$29.25
29-2072	Medical Records Specialists	\$18.16	\$22.76	\$28.96
29-2081	Opticians, Dispensing	\$14.02	\$22.22	\$28.14
29-2091	Orthotists & Prosthetists	\$23.11	\$30.71	\$45.78
29-2092	Hearing Aid Specialists	\$13.49	\$14.29	\$17.80
29-9021	Health Information Technologists & Medical Registrars	\$22.71	\$22.71	\$29.02
29-9091	Athletic Trainers	\$48,350	\$60,240	\$75,000
29-9093	Surgical Assistants	\$23.25	\$28.96	\$29.50
31-0000	Healthcare Support Occupations	\$14.16	\$17.59	\$18.15
31-1120	Home Health & Personal Care Aides	\$13.96	\$14.09	\$14.42
31-1131	Nursing Assistants	\$14.40	\$17.84	\$18.09
31-1132	Orderlies	\$14.40	\$17.68	\$18.23
31-1133	Psychiatric Aides	\$18.01	\$22.22	\$22.73
31-2011	Occupational Therapy Assistants	\$22.71	\$29.97	\$37.06
31-2021	Physical Therapist Assistants	\$29.60	\$32.85	\$37.87
31-2022	Physical Therapist Aides	\$13.73	\$13.73	\$27.76
31-9011	Massage Therapists	\$11.94	\$14.59	\$14.59
31-9091	Dental Assistants	\$18.27	\$22.79	\$22.85
31-9092	Medical Assistants	\$17.59	\$18.20	\$22.22
31-9093	Medical Equipment Preparers	\$18.20	\$22.53	\$23.31
31-9094	Medical Transcriptionists	\$14.01	\$17.68	\$18.40

Code	Title	Upper Entry	Median	Experienced
31-9096	Veterinary Assistants & Laboratory Animal Caretakers	\$17.72	\$17.75	\$22.47
31-9097	Phlebotomists	\$18.27	\$22.22	\$23.31
33-0000	Protective Service Occupations	\$17.59	\$28.61	\$37.15
33-1012	First-Line Supervisors of Police & Detectives	\$31.96	\$39.45	\$49.34
33-1021	First-Line Supervisors of Firefighting & Prevention Workers	\$30.84	\$37.98	\$38.39
33-1091	First-Line Supervisors of Security Workers	\$17.80	\$28.45	\$31.47
33-2011	Firefighters	\$29.39	\$30.33	\$31.04
33-2021	Fire Inspectors & Investigators	\$29.62	\$29.62	\$37.79
33-3021	Detectives & Criminal Investigators	\$31.46	\$37.66	\$47.88
33-3041	Parking Enforcement Workers	\$12.54	\$12.54	\$15.37
33-3051	Police & Sheriff's Patrol Officers	\$29.81	\$31.46	\$38.18
33-9011	Animal Control Workers	\$22.83	\$23.68	\$24.06
33-9021	Private Detectives & Investigators	\$29.61	\$30.33	\$31.12
33-9032	Security Guards	\$13.99	\$16.80	\$18.66
33-9091	Crossing Guards & Flaggers	\$13.78	\$18.24	\$28.54
33-9092	Lifeguards, Ski Patrol	\$12.45	\$14.62	\$17.64
33-9094	School Bus Monitors	\$13.78	\$17.75	\$17.83
35-0000	Food Preparation & Serving Related Occupations	\$12.55	\$13.73	\$17.34
35-1011	Chefs & Head Cooks	\$22.55	\$31.04	\$49.00
35-1012	First-Line Supervisors of Food Preparation & Serving	\$18.13	\$23.08	\$24.62
35-2011	Cooks, Fast Food	\$12.50	\$12.79	\$14.00
35-2012	Cooks, Institution & Cafeteria	\$17.53	\$18.36	\$22.56
35-2014	Cooks, Restaurant	\$14.27	\$14.57	\$18.11
35-2015	Cooks, Short Order	\$14.53	\$14.56	\$14.59
35-2021	Food Preparation Workers	\$13.73	\$14.77	\$17.51
35-3011	Bartenders	\$12.62	\$13.41	\$18.41
35-3023	Fast Food & Counter Workers	\$12.79	\$13.47	\$13.88
35-3031	Waiters & Waitresses	\$11.60	\$12.56	\$12.98
35-3041	Food Servers, Nonrestaurant	\$12.15	\$12.95	\$14.77
35-9011	Dining Room & Cafeteria Attendants & Bartender Helpers	\$11.56	\$11.56	\$12.28
35-9021	Dishwashers	\$13.70	\$13.83	\$14.02
35-9031	Hosts & Hostesses, Restaurant, Lounge & Coffee Shop	\$13.51	\$13.59	\$13.74
37-0000	Building & Grounds Cleaning & Maintenance Occupations	\$14.14	\$18.02	\$22.42
37-1011	First-Line Supervisors of Housekeeping & Janitorial Workers	\$22.55	\$22.90	\$30.37
37-1012	First-Line Supervisors of Landscaping, Lawn Service	\$18.46	\$29.68	\$38.64
37-2011	Janitors & Cleaners, Except Maids & Housekeeping Cleaners	\$13.82	\$14.53	\$18.32
37-2012	Maids & Housekeeping Cleaners	\$13.98	\$14.84	\$18.35
37-2021	Pest Control Workers	\$17.59	\$18.37	\$23.01
37-3011	Landscaping & Groundskeeping Workers	\$18.07	\$18.24	\$22.63
39-0000	Personal Care & Service Occupations	\$13.26	\$14.35	\$21.70
39-1013	First-Line Supervisors of Gambling Services Workers	\$27.98	\$29.02	\$35.11
39-1014	First-Line Supervisors of Entertainment & Recreation Workers, Except Gambling Services	\$23.52	\$29.63	\$30.29

Code	Title	Upper Entry	Median	Experienced
39-1022	First-Line Supervisors of Personal Service Workers	\$22.92	\$23.61	\$28.78
39-2021	Animal Caretakers	\$13.97	\$14.38	\$17.09
39-3031	Ushers, Lobby Attendants & Ticket Takers	\$11.90	\$12.93	\$14.09
39-3091	Amusement & Recreation Attendants	\$12.84	\$14.02	\$17.75
39-4021	Funeral Attendants	\$22.16	\$22.22	\$22.23
39-5012	Hairdressers, Hairstylists & Cosmetologists	\$13.66	\$13.99	\$17.84
39-5092	Manicurists & Pedicurists	\$11.92	\$12.52	\$14.59
39-5094	Skincare Specialists	\$13.71	\$14.34	\$18.60
39-6011	Baggage Porters & Bellhops	\$11.93	\$14.33	\$14.57
39-7010	Tour & Travel Guides	\$13.67	\$13.84	\$17.34
39-9011	Childcare Workers	\$11.80	\$13.26	\$14.17
39-9031	Exercise Trainers & Group Fitness Instructors	\$14.08	\$18.32	\$22.89
39-9032	Recreation Workers	\$13.73	\$14.55	\$18.53
39-9041	Residential Advisors	\$14.63	\$18.12	\$22.80
41-0000	Sales & Related Occupations	\$13.91	\$17.61	\$29.29
41-1011	First-Line Supervisors of Retail Sales Workers	\$18.33	\$23.22	\$29.57
41-1012	First-Line Supervisors of Non-Retail Sales Workers	\$37.21	\$48.98	\$63.39
41-2011	Cashiers	\$11.61	\$13.70	\$14.19
41-2021	Counter & Rental Clerks	\$14.32	\$17.83	\$21.10
41-2022	Parts Salespersons	\$14.14	\$17.59	\$22.64
41-2031	Retail Salespersons	\$13.73	\$14.18	\$17.71
41-3011	Advertising Sales Agents	\$22.47	\$23.44	\$30.40
41-3021	Insurance Sales Agents	\$23.35	\$36.98	\$38.32
41-3031	Securities, Commodities & Financial Services Sales Agents	\$23.47	\$30.63	\$47.44
41-3041	Travel Agents	\$17.59	\$18.41	\$23.32
41-3091	Sales Representatives of Services	\$23.38	\$29.99	\$47.37
41-4011	Sales Representatives, Technical & Scientific Products	\$29.25	\$37.67	\$60.53
41-4012	Sales Representatives, Wholesale & Manufacturing,	\$23.61	\$30.24	\$46.30
41-9022	Real Estate Sales Agents	\$23.02	\$23.10	\$23.36
43-0000	Office & Administrative Support Occupations	\$17.74	\$22.29	\$24.75
43-1011	First-Line Supervisors of Office & Administrative Support	\$29.02	\$29.74	\$37.76
43-2011	Switchboard Operators, Including Answering Service	\$14.27	\$17.58	\$17.98
43-2021	Telephone Operators	\$17.83	\$18.21	\$22.91
43-3011	Bill & Account Collectors	\$17.48	\$18.23	\$23.00
43-3021	Billing & Posting Clerks	\$18.23	\$22.73	\$23.11
43-3031	Bookkeeping, Accounting & Auditing Clerks	\$18.37	\$22.88	\$27.83
43-3051	Payroll & Timekeeping Clerks	\$22.85	\$28.73	\$29.25
43-3061	Procurement Clerks	\$19.91	\$22.94	\$27.28
43-3071	Tellers	\$17.83	\$17.97	\$22.35
43-4011	Brokerage Clerks	\$22.71	\$22.81	\$29.02
43-4031	Court, Municipal & License Clerks	\$22.81	\$22.89	\$29.10
43-4041	Credit Authorizers, Checkers & Clerks	\$17.89	\$22.56	\$22.66
43-4051	Customer Service Representatives	\$17.59	\$18.21	\$22.79
43-4061	Eligibility Interviewers, Government Programs	\$28.73	\$28.73	\$28.73

Code	Title	Upper Entry	Median	Experienced
43-4071	File Clerks	\$13.94	\$17.83	\$23.00
43-4081	Hotel, Motel & Resort Desk Clerks	\$13.87	\$13.99	\$17.37
43-4111	Interviewers, Except Eligibility & Loan	\$18.00	\$22.58	\$23.18
43-4121	Library Assistants, Clerical	\$13.55	\$14.28	\$17.98
43-4131	Loan Interviewers & Clerks	\$18.03	\$22.55	\$23.18
43-4151	Order Clerks	\$14.09	\$17.82	\$20.99
43-4161	Human Resources Assistants, Except Payroll & Timekeeping	\$18.36	\$22.73	\$23.29
43-4171	Receptionists & Information Clerks	\$14.12	\$17.67	\$21.85
43-4181	Reservation & Transportation Ticket Agents & Travel Clerks	\$14.37	\$18.21	\$28.96
43-5011	Cargo & Freight Agents	\$18.29	\$21.80	\$27.03
43-5021	Couriers & Messengers	\$14.27	\$17.59	\$17.98
43-5031	Public Safety Telecommunicators	\$22.69	\$22.94	\$23.44
43-5032	Dispatchers, Except Police, Fire & Ambulance	\$18.01	\$22.68	\$23.39
43-5041	Meter Readers, Utilities	\$23.19	\$24.20	\$30.61
43-5051	Postal Service Clerks	\$21.77	\$24.16	\$30.87
43-5052	Postal Service Mail Carriers	\$19.88	\$24.58	\$32.32
43-5053	Postal Service Mail Sorters, Processors	\$18.69	\$23.05	\$30.21
43-5061	Production, Planning & Expediting Clerks	\$22.93	\$28.89	\$36.28
43-5071	Shipping, Receiving & Inventory Clerks	\$14.44	\$18.01	\$22.72
43-5111	Weighers, Measurers, Checkers & Samplers, Recordkeeping	\$14.09	\$14.43	\$22.22
43-6011	Executive Secretaries & Executive Administrative Assistants	\$29.42	\$36.86	\$37.64
43-6012	Legal Secretaries & Administrative Assistants	\$22.90	\$28.27	\$34.98
43-6013	Medical Secretaries & Administrative Assistants	\$18.21	\$22.22	\$23.08
43-6014	Secretaries & Administrative Assistants	\$17.83	\$22.62	\$24.81
43-9021	Data Entry Keyers	\$14.75	\$17.83	\$22.76
43-9022	Word Processors & Typists	\$18.01	\$22.62	\$23.08
43-9041	Insurance Claims & Policy Processing Clerks	\$18.32	\$22.87	\$23.38
43-9051	Mail Clerks & Mail Machine Operators	\$14.27	\$14.37	\$18.87
43-9061	Office Clerks, General	\$17.58	\$21.04	\$23.11
43-9071	Office Machine Operators, Except Computer	\$14.44	\$22.41	\$23.11
45-0000	Farming, Fishing & Forestry Occupations	\$14.24	\$15.44	\$15.46
45-2092	Farmworkers & Laborers, Crop, Nursery & Greenhouse	\$14.24	\$15.10	\$15.46
47-0000	Construction & Extraction Occupations	\$22.59	\$28.66	\$36.74
47-1011	First-Line Supervisors of Construction Trades	\$29.64	\$37.28	\$46.88
47-2021	Brickmasons & Blockmasons	\$29.09	\$29.14	\$36.16
47-2031	Carpenters	\$22.96	\$26.57	\$35.75
47-2041	Carpet Installers	\$14.21	\$22.59	\$22.59
47-2051	Cement Masons & Concrete Finishers	\$20.16	\$35.14	\$37.72
47-2061	Construction Laborers	\$18.13	\$22.97	\$35.30
47-2071	Paving, Surfacing & Tamping Equipment Operators	\$22.59	\$28.45	\$30.92
47-2073	Operating Engineers & Other Construction	\$23.37	\$29.41	\$36.11
47-2081	Drywall & Ceiling Tile Installers	\$17.70	\$18.35	\$22.49
47-2111	Electricians	\$23.00	\$29.21	\$36.05

Code	Title	Upper Entry	Median	Experienced
47-2121	Glaziers	\$22.12	\$28.36	\$36.41
47-2141	Painters, Construction & Maintenance	\$18.13	\$22.68	\$23.31
47-2152	Plumbers, Pipefitters & Steamfitters	\$22.54	\$29.29	\$38.14
47-2181	Roofers	\$23.20	\$28.45	\$37.24
47-2211	Sheet Metal Workers	\$23.37	\$29.80	\$38.14
47-2221	Structural Iron & Steel Workers	\$37.79	\$37.79	\$37.79
47-3012	Helpers--Carpenters	\$17.59	\$17.95	\$17.96
47-3013	Helpers--Electricians	\$13.94	\$13.94	\$14.08
47-4011	Construction & Building Inspectors	\$23.46	\$30.05	\$38.15
47-4031	Fence Erectors	\$18.23	\$22.38	\$22.38
47-4041	Hazardous Materials Removal Workers	\$18.05	\$26.62	\$29.80
47-4051	Highway Maintenance Workers	\$22.92	\$23.06	\$23.09
47-4071	Septic Tank Servicers & Sewer Pipe Cleaners	\$17.73	\$22.76	\$26.57
49-0000	Installation, Maintenance & Repair Occupations	\$21.57	\$23.74	\$30.82
49-1011	First-Line Supervisors of Mechanics, Installers & Repairers	\$30.30	\$37.41	\$48.39
49-2011	Computer, Automated Teller & Office Machine Repairers	\$17.78	\$19.60	\$22.96
49-2022	Telecommunications Equipment Installers & Repairers	\$24.31	\$31.04	\$46.73
49-2094	Electrical & Electronics Repairers,	\$27.54	\$29.84	\$38.43
49-2097	Audiovisual Equipment Installers & Repairers	\$22.81	\$22.81	\$22.81
49-2098	Security & Fire Alarm Systems Installers	\$17.93	\$23.03	\$29.63
49-3011	Aircraft Mechanics & Service Technicians	\$28.23	\$34.06	\$38.37
49-3021	Automotive Body & Related Repairers	\$22.65	\$23.23	\$29.42
49-3023	Automotive Service Technicians & Mechanics	\$18.04	\$22.91	\$28.73
49-3031	Bus & Truck Mechanics & Diesel Engine Specialists	\$23.07	\$28.73	\$29.63
49-3042	Mobile Heavy Equipment Mechanics, Except Engines	\$17.80	\$28.63	\$38.12
49-3051	Motorboat Mechanics & Service Technicians	\$18.49	\$26.85	\$28.88
49-3052	Motorcycle Mechanics	\$18.12	\$28.38	\$28.97
49-3053	Outdoor Power Equipment & Other Small Engine Mechanics	\$17.90	\$21.57	\$23.50
49-3091	Bicycle Repairers	\$14.28	\$17.69	\$17.95
49-3093	Tire Repairers & Changers	\$17.34	\$17.46	\$20.19
49-9012	Control & Valve Installers & Repairers, Except Mechanical Door	\$28.85	\$36.48	\$44.72
49-9021	Heating, Air Conditioning & Refrigeration Mechanics	\$23.24	\$29.13	\$36.39
49-9041	Industrial Machinery Mechanics	\$22.93	\$28.62	\$29.89
49-9043	Maintenance Workers, Machinery	\$18.39	\$23.24	\$29.63
49-9051	Electrical Power-Line Installers & Repairers	\$38.25	\$46.42	\$49.14
49-9071	Maintenance & Repair Workers, General	\$18.04	\$22.99	\$28.92
49-9091	Coin, Vending & Amusement Machine Servicers & Repairers	\$17.91	\$22.60	\$29.63
49-9094	Locksmiths & Safe Repairers	\$20.36	\$29.04	\$29.63
49-9096	Riggers	\$27.54	\$29.63	\$37.69
49-9098	Helpers--Installation, Maintenance & Repair Workers	\$17.87	\$20.41	\$22.61
51-0000	Production Occupations	\$14.40	\$18.37	\$26.72
51-1011	First-Line Supervisors of Production & Operating Workers	\$24.52	\$36.96	\$46.84

Code	Title	Upper Entry	Median	Experienced
51-2028	Electrical, Electronic & Electromechanical Assemblers	\$13.94	\$15.11	\$22.45
51-2051	Fiberglass Laminators & Fabricators	\$18.15	\$22.81	\$22.91
51-2090	Miscellaneous Assemblers & Fabricators	\$14.05	\$17.13	\$21.57
51-3011	Bakers	\$14.06	\$14.38	\$18.18
51-3021	Butchers & Meat Cutters	\$14.23	\$14.56	\$18.01
51-3022	Meat, Poultry & Fish Cutters & Trimmers	\$13.95	\$14.39	\$17.95
51-3092	Food Batchmakers	\$13.63	\$14.07	\$14.81
51-3093	Food Cooking Machine Operators & Tenders	\$14.38	\$17.59	\$17.59
51-4021	Extruding & Drawing Machine Setters, Operators	\$20.90	\$22.47	\$28.19
51-4031	Cutting, Punching & Press Machine Setters, Operators	\$13.94	\$14.40	\$18.23
51-4033	Grinding, Lapping, Polishing & Buffing Machine	\$16.40	\$18.67	\$23.10
51-4041	Machinists	\$18.35	\$23.32	\$29.45
51-4051	Metal-Refining Furnace Operators & Tenders	\$17.97	\$22.24	\$23.09
51-4061	Model Makers, Metal & Plastic	\$23.37	\$29.12	\$29.82
51-4071	Foundry Mold & Coremakers	\$22.35	\$22.39	\$23.09
51-4072	Molding, Coremaking & Casting Machine Setters	\$14.27	\$17.72	\$22.63
51-4081	Multiple Machine Tool Setters, Operators	\$14.64	\$18.15	\$21.10
51-4111	Tool & Die Makers	\$18.31	\$28.83	\$30.16
51-4121	Welders, Cutters, Solderers & Brazers	\$23.12	\$27.61	\$33.33
51-4122	Welding, Soldering & Brazing Machine Setters	\$18.18	\$21.81	\$23.38
51-4193	Plating Machine Setters, Operators	\$11.76	\$11.77	\$17.92
51-5111	Prepress Technicians & Workers	\$18.04	\$23.18	\$23.65
51-5112	Printing Press Operators	\$17.59	\$18.18	\$23.10
51-5113	Print Binding & Finishing Workers	\$18.18	\$20.55	\$22.97
51-6011	Laundry & Dry-Cleaning Workers	\$11.70	\$14.15	\$14.38
51-6031	Sewing Machine Operators	\$14.15	\$17.34	\$17.75
51-6061	Textile Bleaching & Dyeing Machine Operators & Tenders	\$17.92	\$18.18	\$22.51
51-6062	Textile Cutting Machine Setters, Operators & Tenders	\$11.80	\$13.14	\$14.38
51-6063	Textile Knitting & Weaving Machine Setters	\$11.50	\$14.32	\$17.85
51-6064	Textile Winding, Twisting & Drawing Out Machine Setters	\$11.50	\$14.06	\$14.50
51-7011	Cabinetmakers & Bench Carpenters	\$15.05	\$22.13	\$27.67
51-7021	Furniture Finishers	\$16.94	\$18.01	\$22.95
51-7041	Sawing Machine Setters, Operators & Tenders, Wood	\$14.35	\$14.70	\$18.23
51-7042	Woodworking Machine Setters, Operators	\$14.50	\$17.88	\$21.74
51-8013	Power Plant Operators	\$37.24	\$47.26	\$48.55
51-8021	Stationary Engineers & Boiler Operators	\$28.62	\$29.40	\$37.03
51-8031	Water & Wastewater Treatment Plant & System Operators	\$23.19	\$28.73	\$29.49
51-9011	Chemical Equipment Operators & Tenders	\$18.27	\$23.12	\$23.37
51-9012	Separating, Filtering, Clarifying, Precipitating	\$18.37	\$23.09	\$27.40
51-9021	Crushing, Grinding & Polishing Machine Setters, Operators	\$17.34	\$18.18	\$22.81
51-9022	Grinding & Polishing Workers, Hand	\$17.95	\$18.21	\$22.91
51-9023	Mixing & Blending Machine Setters, Operators	\$14.24	\$18.15	\$22.91
51-9031	Cutters & Trimmers, Hand	\$11.54	\$14.38	\$14.43

Code	Title	Upper Entry	Median	Experienced
51-9032	Cutting & Slicing Machine Setters, Operators	\$15.44	\$18.23	\$22.67
51-9041	Extruding, Forming, Pressing & Compacting Machine Setters	\$19.21	\$22.40	\$26.93
51-9061	Inspectors, Testers, Sorters, Samplers & Weighers	\$17.31	\$22.25	\$28.83
51-9071	Jewelers & Precious Stone & Metal Workers	\$14.47	\$18.28	\$23.10
51-9081	Dental Laboratory Technicians	\$18.18	\$22.55	\$28.35
51-9082	Medical Appliance Technicians	\$14.48	\$18.23	\$22.81
51-9111	Packaging & Filling Machine Operators & Tenders	\$13.94	\$17.17	\$18.45
51-9123	Painting, Coating & Decorating Workers	\$12.88	\$15.10	\$18.22
51-9124	Coating, Painting & Spraying Machine Setters, Operators	\$17.91	\$22.33	\$22.91
51-9161	Computer Numerically Controlled Tool Operators	\$18.17	\$23.09	\$29.24
51-9162	Computer Numerically Controlled Tool Programmers	\$23.24	\$24.20	\$29.67
51-9194	Etchers & Engravers	\$14.40	\$18.13	\$20.14
51-9195	Molders, Shapers & Casters, Except Metal & Plastic	\$11.83	\$14.48	\$18.01
51-9196	Paper Goods Machine Setters, Operators	\$14.26	\$18.18	\$18.79
51-9198	Helpers--Production Workers	\$11.80	\$14.37	\$17.77
53-0000	Transportation & Material Moving Occupations	\$14.31	\$18.02	\$23.12
53-1041	Aircraft Cargo Handling Supervisors	\$24.33	\$24.33	\$30.64
53-1047	First-Line Supervisors of Transportation & Material Moving	\$23.47	\$30.25	\$37.98
53-2012	Commercial Pilots	\$74,640	\$102,340	\$162,730
53-3011	Ambulance Drivers & Attendants, Except Emergency	\$11.91	\$15.47	\$29.87
53-3031	Driver/Sales Workers	\$14.32	\$17.95	\$18.30
53-3032	Heavy & Tractor-Trailer Truck Drivers	\$22.34	\$24.01	\$29.81
53-3033	Light Truck Drivers	\$14.84	\$18.26	\$26.06
53-3051	Bus Drivers, School	\$23.02	\$23.17	\$23.18
53-3053	Shuttle Drivers & Chauffeurs	\$14.19	\$14.91	\$18.24
53-5011	Sailors & Marine Oilers	\$14.39	\$18.18	\$23.02
53-5021	Captains, Mates & Pilots of Water Vessels	\$23.28	\$30.84	\$39.16
53-6031	Automotive & Watercraft Service Attendants	\$13.73	\$13.81	\$14.52
53-6051	Transportation Inspectors	\$23.53	\$30.00	\$48.52
53-7051	Industrial Truck & Tractor Operators	\$18.18	\$22.62	\$28.19
53-7061	Cleaners of Vehicles & Equipment	\$13.00	\$14.19	\$16.39
53-7062	Laborers & Freight, Stock & Material Movers, Hand	\$14.42	\$16.97	\$22.22
53-7063	Machine Feeders & Offbearers	\$14.19	\$14.19	\$18.24
53-7064	Packers & Packagers, Hand	\$12.09	\$13.74	\$14.52
53-7065	Stockers & Order Fillers	\$13.91	\$14.58	\$18.25

indicates a wage greater than \$100.00 per hour or \$208,000 per year

* Wage Not Available

Top Paying Occupations by Education and Training Requirement


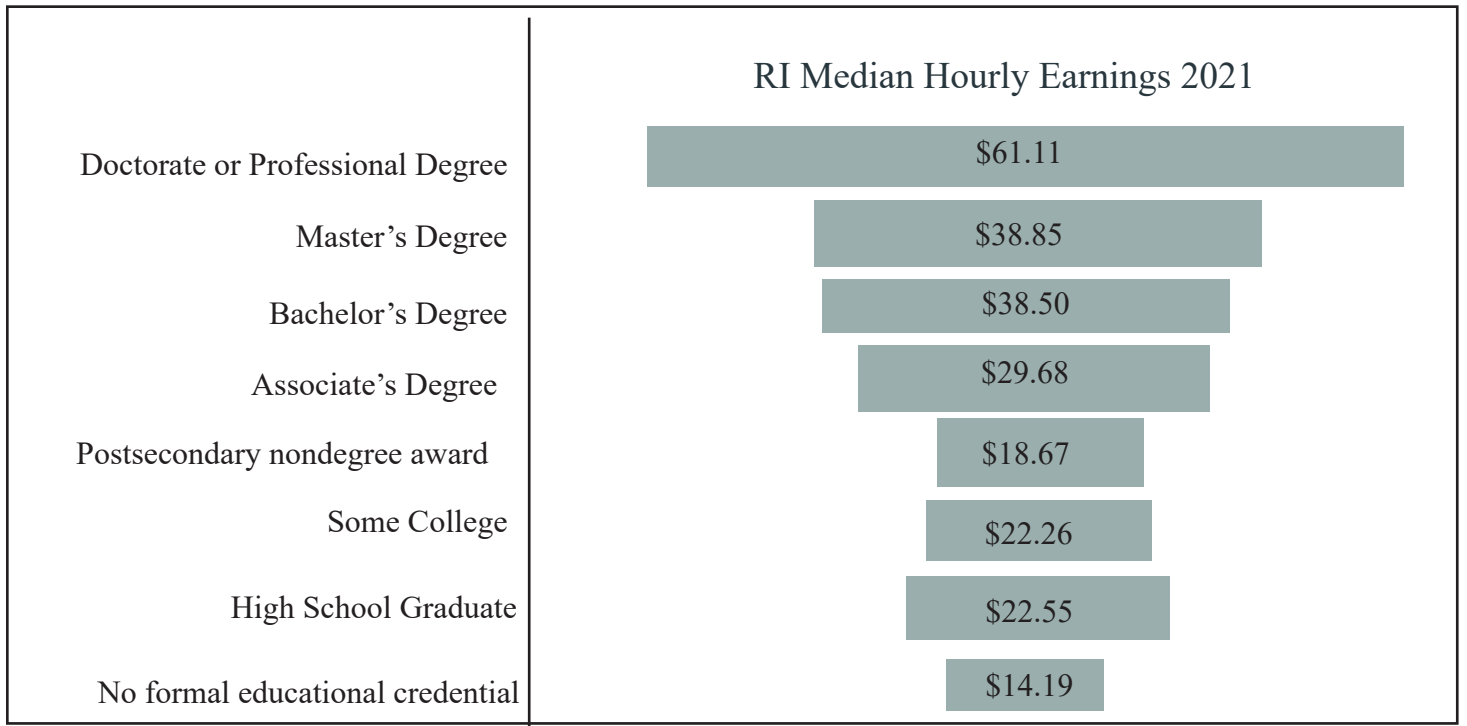
Master's Degree	Occupational Title	Median	Upper Entry	Experienced
	Physician Assistants	\$127,690	\$102,890	\$153,070
	Nurse Midwives	\$127,110	\$100,410	\$128,690
	Nurse Practitioners	\$125,540	\$100,660	\$129,560
	Education Administrators, Postsecondary	\$119,750	\$94,840	\$158,860
	Computer & Information Research Scientists	\$118,100	\$82,930	\$133,370
	Epidemiologists	\$101,900	\$81,690	\$103,900

Bachelor's Degree	Occupational Title	Median	Upper Entry	Experienced
	Chief Executives	#	\$151,320	#
	Architectural & Engineering Managers	\$162,150	\$127,980	\$191,860
	Compensation & Benefits Managers	\$162,110	\$119,860	\$190,290
	Financial Managers	\$159,970	\$126,630	#
	Computer & Information Systems Managers	\$155,400	\$128,420	\$167,860
	Marketing Managers	\$152,350	\$127,000	\$191,860

Associate's Degree	Occupational Title	Median	Upper Entry	Experienced
	Funeral Home Managers	\$120,120	\$101,320	\$124,470
	Nuclear Medicine Technologists	\$100,200	\$98,680	\$120,240
	Radiation Therapists	\$95,950	\$77,450	\$98,690
	Magnetic Resonance Imaging Technologists	\$95,360	\$75,440	\$100,200
	Diagnostic Medical Sonographers	\$95,360	\$78,070	\$99,410
	Cardiovascular Technologists and Technicians	\$94,870	\$62,220	\$101,220

Postsecondary Non-Degree	Occupational Title	Median	Upper Entry	Experienced
	First-Line Supervisors of Firefighting and Prevention Workers	\$79,000	\$64,140	\$79,860
	Aircraft Mechanics & Service Technicians	\$70,840	\$58,720	\$79,800
	Telecommunications Equipment Installers & Repairers	\$64,560	\$50,570	\$97,210
	Captains, Mates & Pilots of Water Vessels	\$64,160	\$48,430	\$81,460
	Insurance Appraisers, Auto Damage	\$63,960	\$63,790	\$81,350
	Firefighters	\$63,080	\$61,130	\$64,550

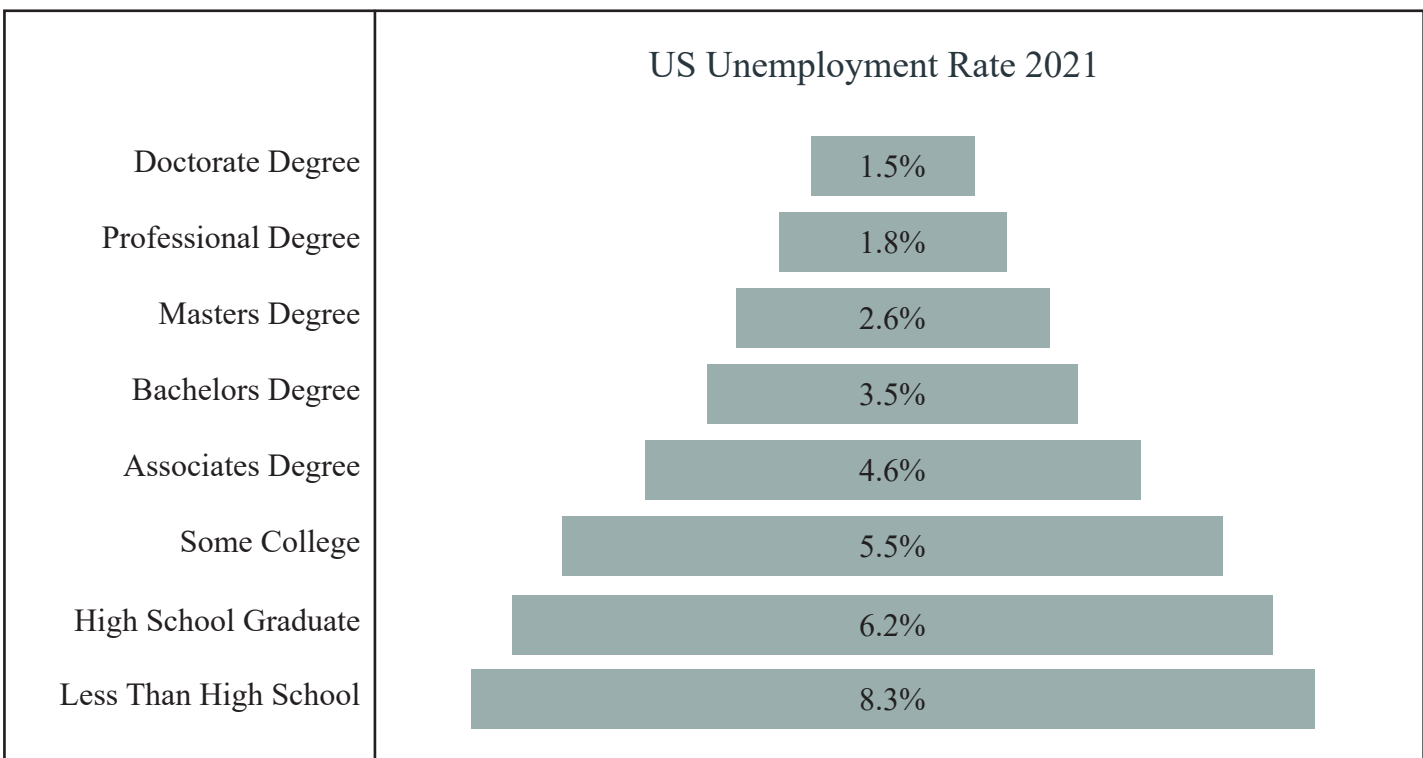
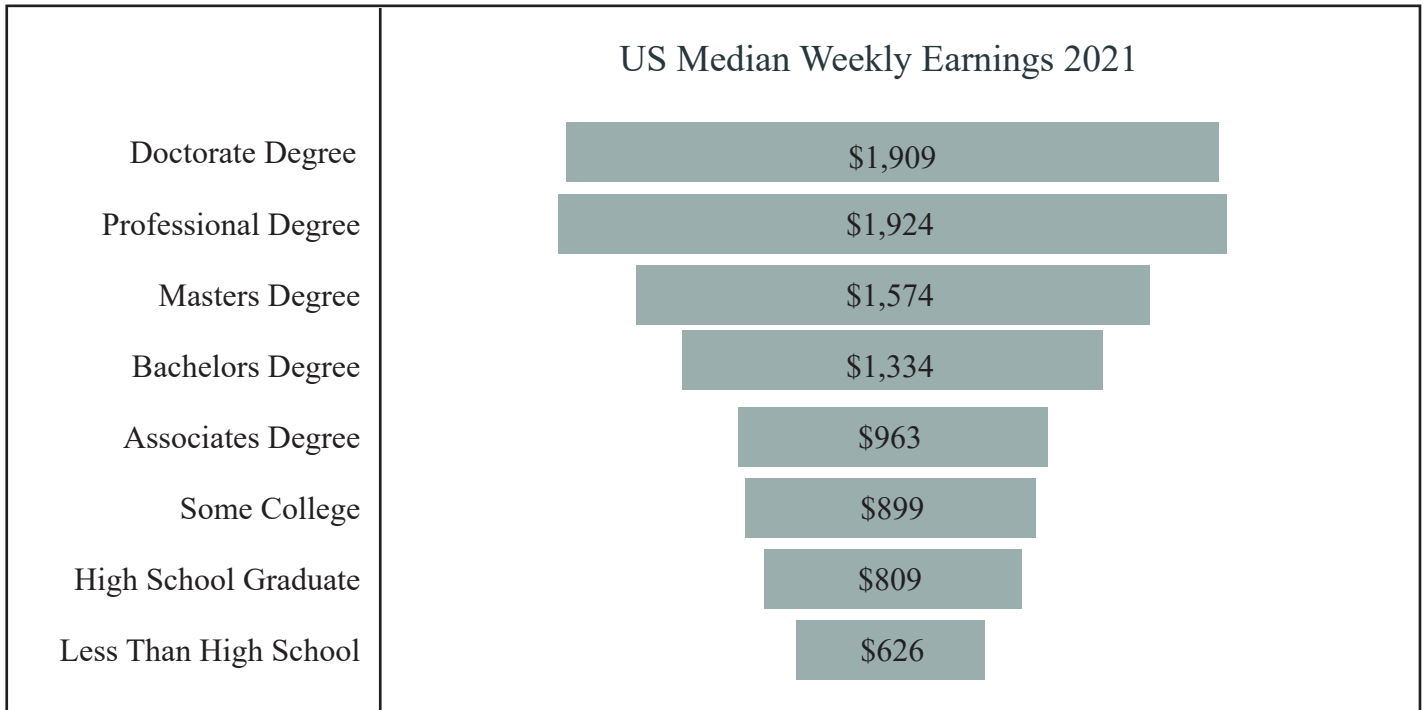
RI Average Wages by Education and Training Requirement



Education Benefits

Higher levels of education correspond to higher earning and lower levels of unemployment. The chart below shows the relationship between educational attainment, average weekly earnings and unemployment rate. Source: Bureau of Labor Statistics, Current Population Survey.

Data are for persons age 25 and over. Earnings are full-time wages and salary workers.



Minimum Wages Rates By State
Effective July 1, 2022

The current federal minimum wage is \$7.25 per hour. When the state, city or county minimum wage rate is higher than the federal rate, employers are required to pay workers the higher amount. Minimum wages in the United States range from the federal minimum wage of \$7.25 per hour to \$15.20 per hour in Washington D.C. Twenty states currently set their minimum wage equal the federal minimum wage of \$7.25 per hour. Within New England, Rhode Island ranks fifth with a minimum hourly wage of \$12.25, trailing Massachusetts (\$14.25), Maine (\$12.75), Connecticut (\$14.00) and Vermont (\$12.55). Minimum wage in New Hampshire is \$7.25.

Alabama	\$7.25	Kentucky	\$7.25	North Dakota	\$7.25
Alaska	\$10.34	Louisiana	\$7.25	Ohio	\$9.30
Arizona	\$12.80	Maine	\$12.75	Oklahoma	\$7.25
Arkansas	\$11.00	Maryland	\$12.50	Oregon	\$13.50
California	\$15.00/\$14.00	Massachusetts	\$14.25	Pennsylvania	\$7.25
Colorado	\$12.56	Michigan	\$9.87	Rhode Island	\$12.25
Connecticut	\$14.00	Minnesota	\$10.33	South Carolina	\$7.25
Delaware	\$10.50	Mississippi	\$7.25	South Dakota	\$9.95
Washington D.C.	\$16.10	Missouri	\$11.15	Tennessee	\$7.25
Florida	\$10.00	Montana	\$9.20	Texas	\$7.25
Georgia	\$7.25	Nebraska	\$9.00	Utah	\$7.25
Hawaii	\$10.10	Nevada	\$10.50/\$9.50	Vermont	\$12.55
Idaho	\$7.25	New Hampshire	\$7.25	Virginia	\$11.00
Illinois	\$12.00	New Jersey	\$13.00	Washington	\$14.49
Indiana	\$7.25	New Mexico	\$11.50	West Virginia	\$8.75
Iowa	\$7.25	New York	\$13.20	Wisconsin	\$7.25
Kansas	\$7.25	North Carolina	\$7.25	Wyoming	\$7.25

New England States

State	2022 Minimum Wage	2021 Minimum Wage	2020 Minimum Wage
Massachusetts	\$14.25	\$13.50	\$12.75
Connecticut	\$14.00	\$13.00	\$12.00
Maine	\$12.75	\$12.15	\$12.00
Vermont	\$12.55	\$11.75	\$10.96
Rhode Island	\$12.25	\$11.50	\$10.50
New Hampshire	\$7.25	\$7.25	\$7.25

Making LMI Work

Joey Agresti

Joe Bianco

Kristine Broadmeadow

Lisa Dutilly

Kate Greenwell

Kristina Hazelwood

Glenn Hellewell

Labor Market Information

1511 Pontiac Avenue
Cranston, RI 02920
Phone (401) 462-8740
TTY (Relay RI): 711

Maria Lane

Donna Murray

Web site: <https://dlt.ri.gov/lmi/datacenter/oes.php>
E-mail: oesurvey@dlt.ri.gov

Linda Prince



A publication of the Labor Market Information Division

RI Department of Labor and Training, 1511 Pontiac Ave., Cranston, RI 02920 www.dlt.ri.gov TTY via RI Relay 711

Equal Opportunity Employer. Auxiliary aids and services are available upon request to individuals with disabilities.