



Rhode Island Department of Labor and Training

Weekly Update of Claims Activity

Week Ending: January 23, 2010

Unemployment Insurance

Initial Claims – 2,431 initial claims were processed during the week ending 1/23/10, a decrease of 525 claims from the previous week, and a decrease of 41 from a year ago.

Continued Claims – 20,757 continued claims were processed during the week of 1/23/10, a decrease of 1,284 from the previous week and a decrease of 2,551 from a year ago.

Workshare – gives employers an alternative to layoffs by allowing employees to work reduced hours and collect a percentage of regular UI benefits to compensate for lost pay. This week, 621 initial claims and 2,836 continued claims were processed. An estimated 137 layoffs were prevented this week, as a result of Workshare.

Emergency Unemployment Compensation 08 – EUC08, which became effective July 6, 2008, provides up to 53 weeks of federally funded benefits to eligible individuals who exhausted their UI claims. This week there were 589 new EUC08 claims processed and 19,068 continued claims processed (7,154 under tier I, 4,807 under tier II, 6,420 under tier III and 687 under tier IV).

Extended Benefits – are payable to individuals who have exhausted EUC08 claims. This week, 2 new EB claims and 1,355 continued EB claims were processed.

Exhaustions – 544 individuals exhausted their regular payments this week, a decrease of 78 from the previous week and an increase of 84 from a year ago. There were 46 individuals that exhausted EUC08 and 145 individuals that exhausted EB.

Temporary Disability Insurance

Temporary Disability Insurance – 760 initial claims and 7,256 continued claims were processed for Temporary Disability Insurance. The average weekly TDI payment is \$431 per week. Rhode Island is currently paying an average of 10.7 weeks per new claim.

	Initial Claims	New Claims	Additional Claims	Continued Claims	Current Week	Previous Week	Year Ago	Two Years Ago
Total - All programs*	3,867	2,160	1,707	44,725	48,592	49,384	38,567	22,553
UI Claims	2,431	1,526	905	20,757	23,188	24,997	25,780	20,887
Change from:								
Previous Week	-525	-315	-210	-1,284	-1,809			
Year Ago	-41	3	-44	-2,551	-2,592			
Two Years Ago	504	119	385	1,797	2,301			
EUC08 Claims	751	589	162	19,068	19,819	19,788	9,578	
Extended Benefits	16	2	14	1,355	1,371	1,560	2	
UI Exhaustions	-	-	-	544	544	622	460	355
EUC08 Exhaustions	-	-	-	46	46	4	1	-
EB Exhaustions	-	-	-	145	145	173	0	-
Workshare	621	14	607	2,836	3,457	2,274	2,273	603
Workshare Equivalency	137	4	133	756	893	854	647	173
Interstate-Liable	48	29	19	709	757	765	934	1,063
TDI Claims	760	611	149	7,256	8,016	9,063	7,947	12,299
Change from:								
Previous Week	-495	-439	-56	-552	-1,047			
Year Ago	-7	-3	-4	76	69			

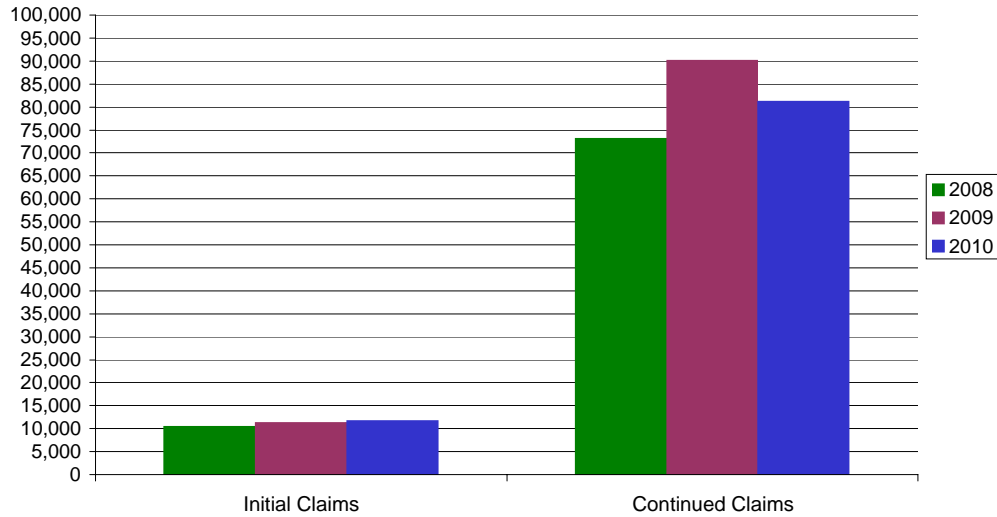
* Includes UI, EUC08, EB, Workshare & Interstate Liable.

a product of: Labor Market Information unit

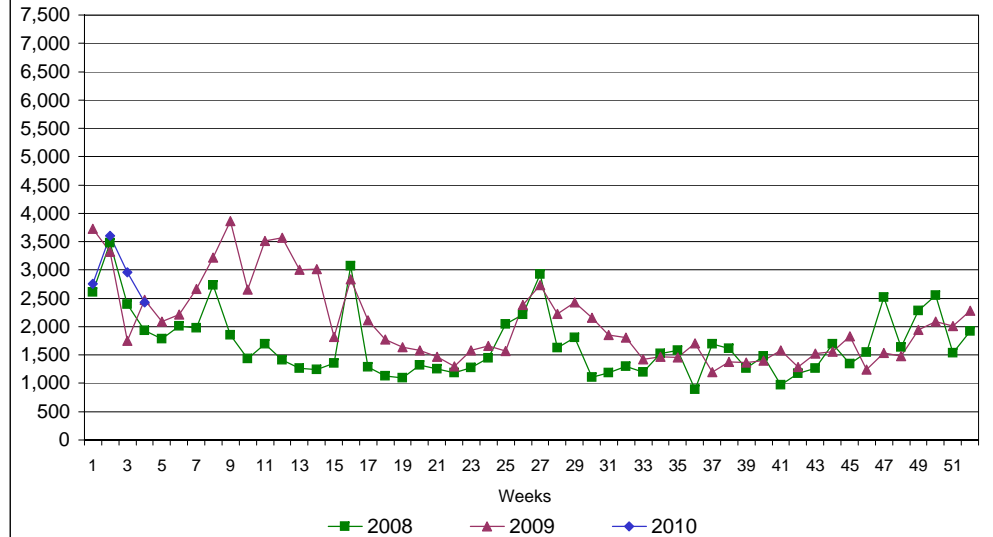
Rhode Island Department of Labor and Training

January 23, 2010

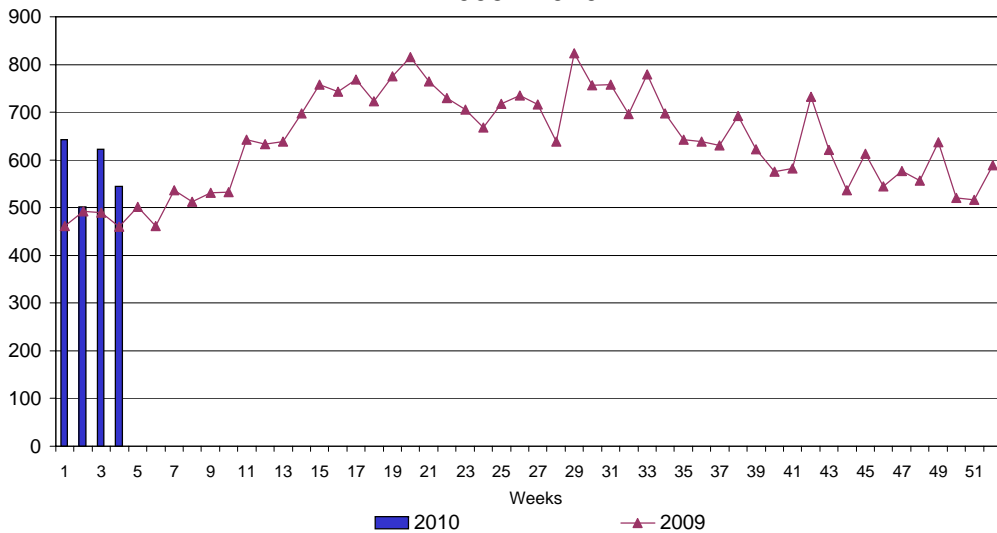
UI Claims Comparison Year to Date



UI Initial Claims 2008 - 2010



UI Exhaustions 2009 - 2010



TDI Claims Comparison Year to Date

