



Rhode Island Department of Labor and Training

Weekly Update of Claims Activity

Week Ending: January 5, 2013

Unemployment Insurance

Initial Claims – 3,340 initial claims were processed during the week ending 1/5/13, an increase of 758 from the previous week, and an increase of 336 from a year ago.

Continued Claims – 16,350 continued claims were processed during the week of 1/5/13, an increase of 2,740 from the previous week and a decrease of 2,655 from a year ago.

Workshare – gives employers an alternative to layoffs by allowing employees to work reduced hours and collect a percentage of regular UI benefits to compensate for lost pay. This week, 46 initial claims and 299 continued claims were processed. An estimated 12 layoffs were prevented this week, as a result of Workshare.

Emergency Unemployment Compensation 08 – EUC08, which became effective July 6, 2008, provides up to 53 weeks of federally funded benefits to eligible individuals who exhausted their UI claims. This week there were 155 new EUC08 claims processed and 7,602 continued claims processed (3,075 under tier I, 2,395 under tier II, 1,013 under tier III and 1,119 under tier IV).

Exhaustions – 350 individuals exhausted their regular payments this week, an increase of 26 from a year ago. There were 97 individuals that exhausted EUC08.

Temporary Disability Insurance

Temporary Disability Insurance – 624 initial claims and 6,465 continued claims were processed for Temporary Disability Insurance. The average weekly TDI payment is \$450 per week. Rhode Island is currently paying an average of 10.8 weeks per new claim.

	Initial Claims			Continued Claims	TOTAL - Initial and Continued Claims			
	Total	New	Additional		Current Week	Previous Week	Year Ago	Two Years Ago
Total - All programs*	3,722	1,721	2,001	24,769	28,491	26,027	36,309	39,840
UI Claims	3,340	1,548	1,792	16,350	19,690	16,192	22,009	23,517
Change from:								
Previous Week	758	227	531	2,740	3,498			
Year Ago	336	-254	590	-2,655	-2,319			
Two Years Ago	255	-551	806	-4,082	-3,827			
EUC08 Claims	297	155	142	7,602	7,899	8,661	12,975	14,029
Interstate-Liable	39	15	24	518	557	554	638	657
Workshare	46	3	43	299	345	620	687	1,637
Workshare Equivalency	12	1	11	95	107	152	302	449
UI Exhaustions	-	-	-	350	350	324	445	534
EUC08 Exhaustions	-	-	-	97	97	135	238	333
TDI Claims	624	481	143	6,465	7,089	6,170	6,888	7,285
Change from:								
Previous Week	370	303	67	549	919			
Year Ago	-85	-103	18	286	201			

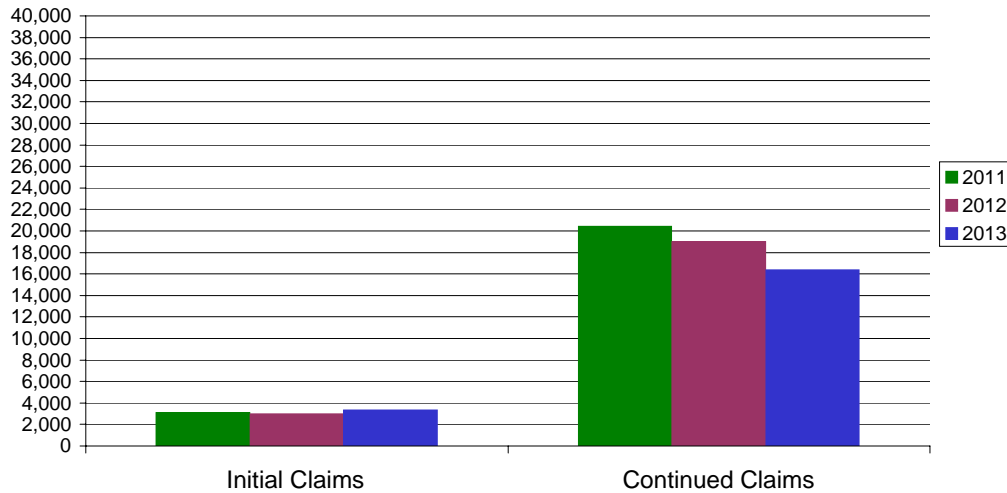
* Includes UI, EUC08, EB, Workshare & Interstate Liable.

Equal Opportunity Employer / Program / Auxiliary aids and services available upon request to individuals with disabilities / TTY via RI Relay 711.

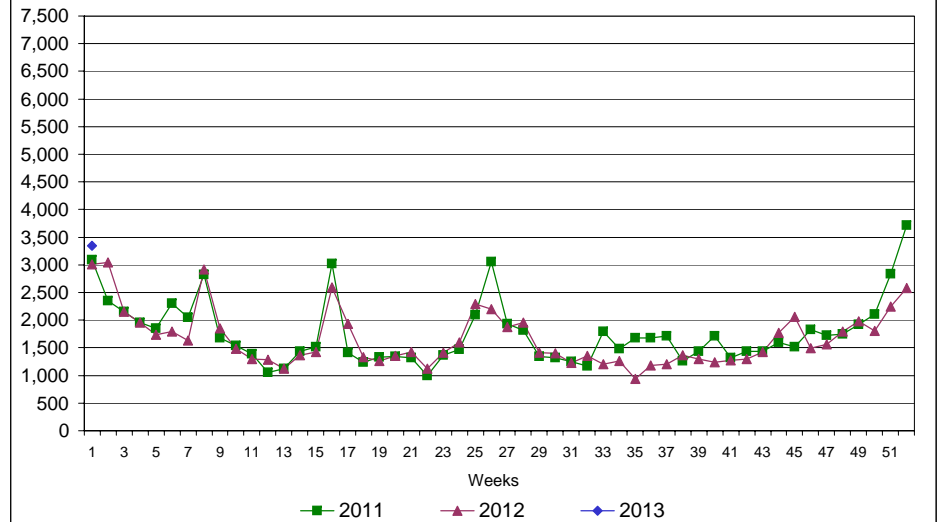
Rhode Island Department of Labor and Training

January 5, 2013

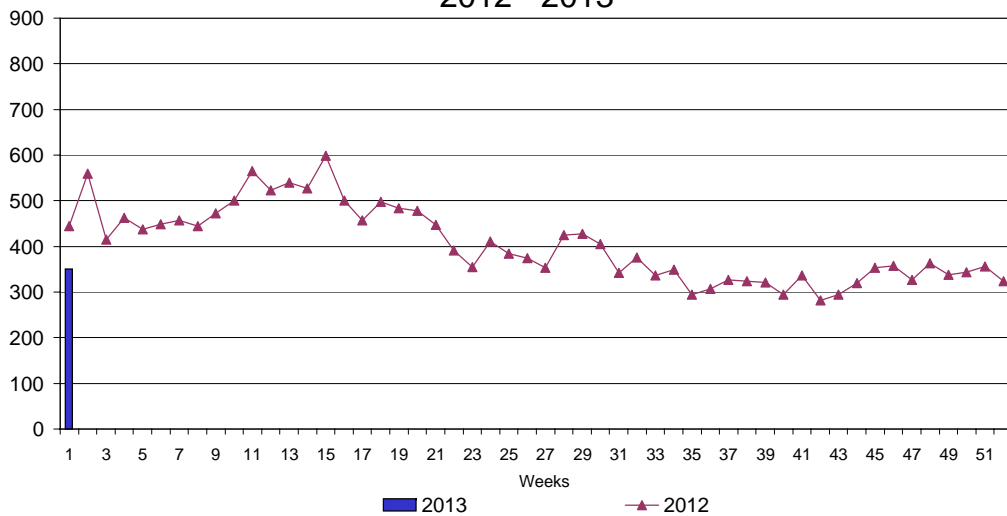
UI Claims Comparison Year to Date



UI Initial Claims 2011 - 2013



UI Exhaustions 2012 - 2013



TDI Claims Comparison Year to Date

