



Rhode Island Department of Labor and Training

Weekly Update of Claims Activity

Week Ending: January 19, 2013

Unemployment Insurance

Initial Claims – 2,420 initial claims were processed during the week ending 1/19/13, a decrease of 828 from the previous week, and an increase of 270 from a year ago.

Continued Claims – 17,266 continued claims were processed during the week of 1/19/13, a decrease of 126 from the previous week and a decrease of 1,075 from a year ago.

Workshare – gives employers an alternative to layoffs by allowing employees to work reduced hours and collect a percentage of regular UI benefits to compensate for lost pay. This week, 60 initial claims and 223 continued claims were processed. An estimated 13 layoffs were prevented this week, as a result of Workshare.

Emergency Unemployment Compensation 08 – EUC08, which became effective July 6, 2008, provides up to 53 weeks of federally funded benefits to eligible individuals who exhausted their UI claims. This week there were 372 new EUC08 claims processed and 7,454 continued claims processed (2,726 under tier I, 2,371 under tier II, 1,129 under tier III and 1,228 under tier IV).

Exhaustions – 351 individuals exhausted their regular payments this week, a decrease of 61 from a year ago. There were 180 individuals that exhausted EUC08.

Temporary Disability Insurance

Temporary Disability Insurance – 883 initial claims and 6,431 continued claims were processed for Temporary Disability Insurance. The average weekly TDI payment is \$441 per week. Rhode Island is currently paying an average of 10.9 weeks per new claim.

	Initial Claims			Continued Claims	TOTAL - Initial and Continued Claims			
	Total	New	Additional		Current Week	Previous Week	Year Ago	Two Years Ago
Total - All programs*	3,143	2,002	1,141	25,470	28,613	29,311	33,941	38,148
UI Claims	2,420	1,564	856	17,266	19,686	20,640	20,491	22,038
Change from:								
Previous Week	-828	-281	-547	-126	-954			
Year Ago	270	91	179	-1,075	-805			
Two Years Ago	272	132	140	-2,624	-2,352			
EUC08 Claims	620	372	248	7,454	8,074	7,517	12,299	13,649
Interstate-Liable	43	27	16	527	570	605	575	596
Workshare	60	39	21	223	283	549	576	1,865
Workshare Equivalency	13	8	5	86	99	196	164	481
UI Exhaustions	-	-	-	351	351	412	415	480
EUC08 Exhaustions	-	-	-	180	180	145	237	180
TDI Claims	883	723	160	6,431	7,314	7,799	6,590	7,105
Change from:								
Previous Week	-130	-123	-7	-355	-485			
Year Ago	166	105	61	558	724			

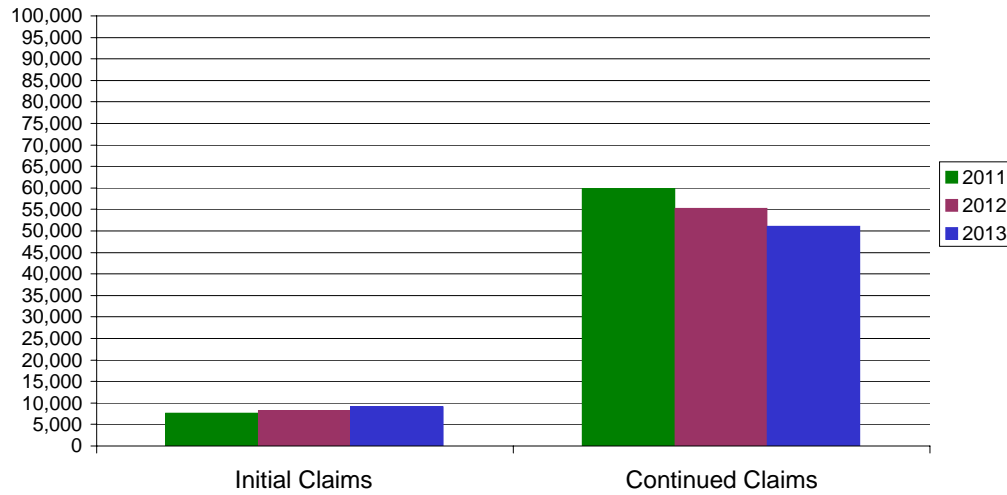
* Includes UI, EUC08, EB, Workshare & Interstate Liable.

Equal Opportunity Employer / Program / Auxiliary aids and services available upon request to individuals with disabilities / TTY via RI Relay 711.

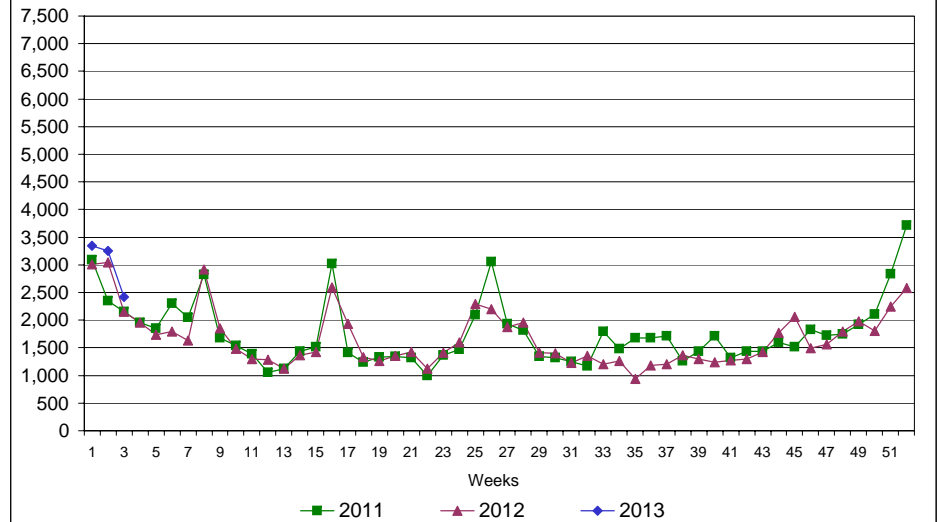
Rhode Island Department of Labor and Training

January 19, 2013

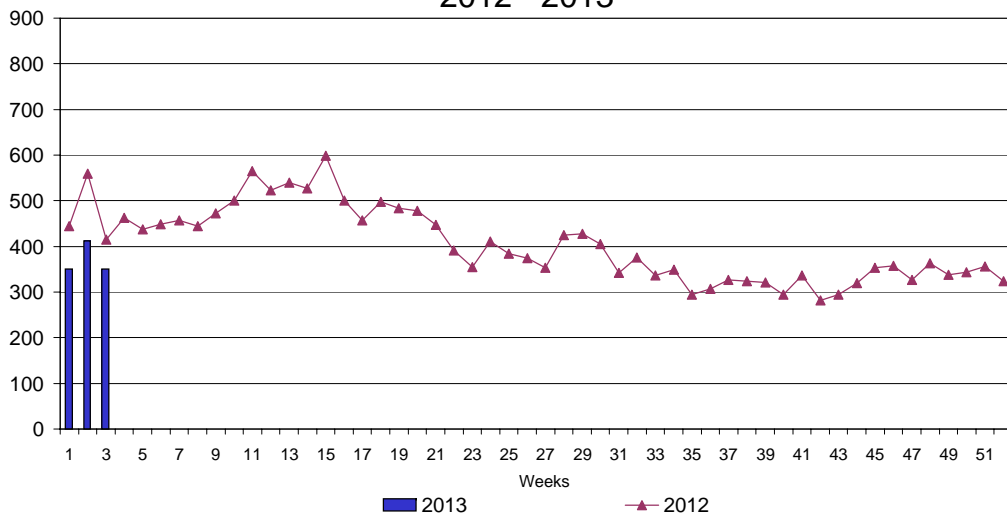
UI Claims Comparison Year to Date



UI Initial Claims 2011 - 2013



UI Exhaustions 2012 - 2013



TDI Claims Comparison Year to Date

