



Rhode Island Department of Labor and Training

Weekly Update of Claims Activity

Week Ending: January 26, 2013

Unemployment Insurance

Initial Claims – 1,553 initial claims were processed during the week ending 1/26/13, a decrease of 867 from the previous week, and a decrease of 402 from a year ago.

Continued Claims – 16,553 continued claims were processed during the week of 1/26/13, a decrease of 713 from the previous week and a decrease of 2,417 from a year ago.

Workshare – gives employers an alternative to layoffs by allowing employees to work reduced hours and collect a percentage of regular UI benefits to compensate for lost pay. This week, 48 initial claims and 561 continued claims were processed. An estimated 12 layoffs were prevented this week, as a result of Workshare.

Emergency Unemployment Compensation 08 – EUC08, which became effective July 6, 2008, provides up to 53 weeks of federally funded benefits to eligible individuals who exhausted their UI claims. This week there were 215 new EUC08 claims processed and 7,143 continued claims processed (2,524 under tier I, 2,395 under tier II, 1,121 under tier III and 1,103 under tier IV).

Exhaustions – 300 individuals exhausted their regular payments this week, a decrease of 51 from a year ago. There were 139 individuals that exhausted EUC08.

Temporary Disability Insurance

Temporary Disability Insurance – 555 initial claims and 6,841 continued claims were processed for Temporary Disability Insurance. The average weekly TDI payment is \$445 per week. Rhode Island is currently paying an average of 10.9 weeks per new claim.

	Initial Claims			Continued Claims	TOTAL - Initial and Continued Claims			
	Total	New	Additional		Current Week	Previous Week	Year Ago	Two Years Ago
Total - All programs*	2,012	1,327	685	24,794	26,806	28,613	35,232	38,669
UI Claims	1,553	1,077	476	16,553	18,106	19,686	20,925	22,241
Change from:								
Previous Week	-867	-487	-380	-713	-1,580			
Year Ago	-402	-206	-196	-2,417	-2,819			
Two Years Ago	-399	-157	-242	-3,736	-4,135			
EUC08 Claims	373	215	158	7,143	7,516	8,074	12,523	13,843
Interstate-Liable	38	25	13	537	575	570	615	650
Workshare	48	10	38	561	609	283	1,169	1,935
Workshare Equivalency	12	3	9	138	150	99	283	612
UI Exhaustions	-	-	-	300	300	351	463	516
EUC08 Exhaustions	-	-	-	139	139	180	204	160
TDI Claims	555	469	86	6,841	7,396	7,314	7,829	7,805
Change from:								
Previous Week	-328	-254	-74	410	82			
Year Ago	-129	-105	-24	-304	-433			

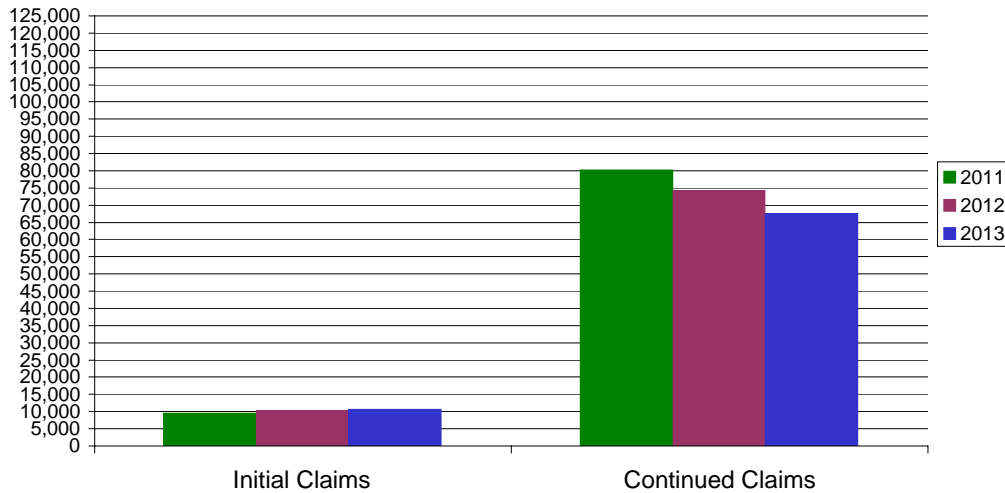
* Includes UI, EUC08, EB, Workshare & Interstate Liable.

Equal Opportunity Employer / Program / Auxiliary aids and services available upon request to individuals with disabilities / TTY via RI Relay 711.

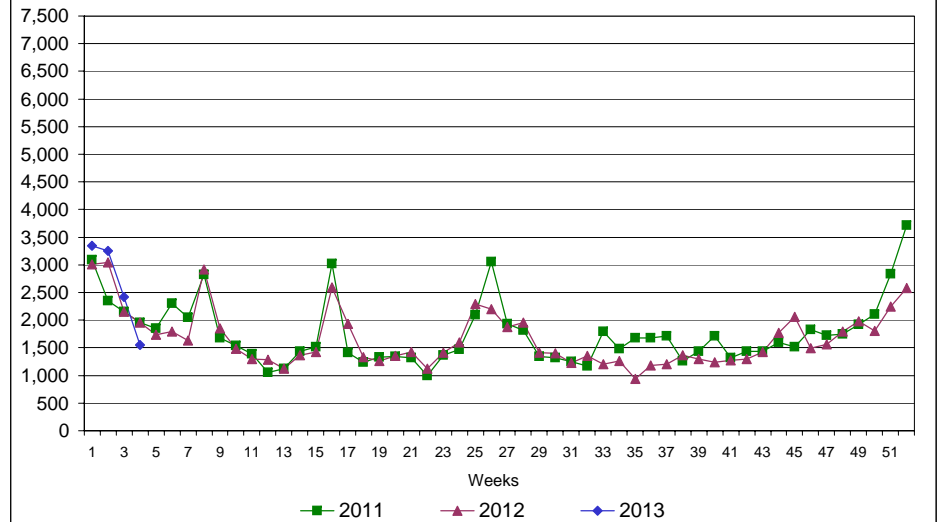
Rhode Island Department of Labor and Training

January 26, 2013

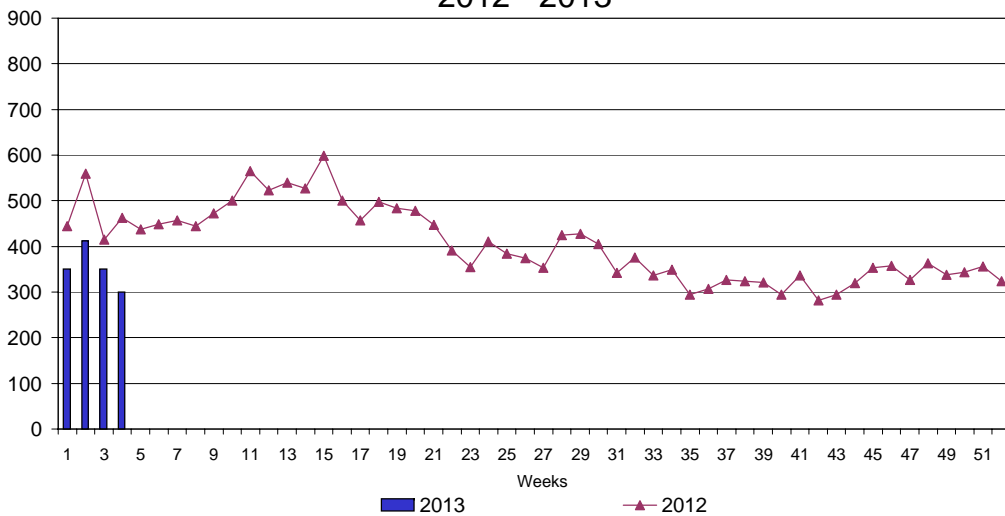
UI Claims Comparison Year to Date



UI Initial Claims 2011 - 2013



UI Exhaustions 2012 - 2013



TDI Claims Comparison Year to Date

