



## Rhode Island Department of Labor and Training

# *Weekly Update of Claims Activity*

*Week Ending: February 9, 2013*

### *Unemployment Insurance*

**Initial Claims** – 1,803 initial claims were processed during the week ending 2/9/13, an increase of 186 from the previous week, and an increase of 8 from a year ago.

**Continued Claims** – 17,150 continued claims were processed during the week of 2/9/13, an increase of 42 from the previous week and a decrease of 2,094 from a year ago.

**Workshare** – gives employers an alternative to layoffs by allowing employees to work reduced hours and collect a percentage of regular UI benefits to compensate for lost pay. This week, 18 initial claims and 505 continued claims were processed. An estimated 6 layoffs were prevented this week, as a result of Workshare.

**Emergency Unemployment Compensation 08** – EUC08, which became effective July 6, 2008, provides up to 53 weeks of federally funded benefits to eligible individuals who exhausted their UI claims. This week there were 317 new EUC08 claims processed and 7,462 continued claims processed (2,704 under tier I, 2,479 under tier II, 1,195 under tier III and 1,084 under tier IV).

**Exhaustions** – 428 individuals exhausted their regular payments this week, an increase of 139 from a year ago. There were 148 individuals that exhausted EUC08.

### *Temporary Disability Insurance*

**Temporary Disability Insurance** – 625 initial claims and 6,829 continued claims were processed for Temporary Disability Insurance. The average weekly TDI payment is \$448 per week. Rhode Island is currently paying an average of 10.7 weeks per new claim.

	Initial Claims			Continued Claims	TOTAL - Initial and Continued Claims			
	Total	New	Additional		Current Week	Previous Week	Year Ago	Two Years Ago
<b>Total - All programs*</b>	2,383	1,572	811	25,686	28,069	27,572	35,260	40,199
<b>UI Claims</b>	1,803	1,227	576	17,150	18,953	18,725	21,039	23,897
Change from:								
Previous Week	186	67	119	42	228			
Year Ago	8	79	-71	-2,094	-2,086			
Two Years Ago	-497	-237	-260	-4,447	-4,944			
<b>EUC08 Claims</b>	531	317	214	7,462	7,993	7,927	12,334	14,307
<b>Interstate-Liable</b>	31	22	9	569	600	613	631	699
<b>Workshare</b>	18	6	12	505	523	307	1,256	1,296
<b>Workshare Equivalency</b>	6	2	4	136	142	82	298	323
<b>UI Exhaustions</b>	-	-	-	428	428	289	449	504
<b>EUC08 Exhaustions</b>	-	-	-	148	148	155	237	169
<b>TDI Claims</b>	625	530	95	6,829	7,454	8,833	7,790	8,974
Change from:								
Previous Week	-699	-564	-135	-680	-1,379			
Year Ago	-262	-202	-60	-74	-336			

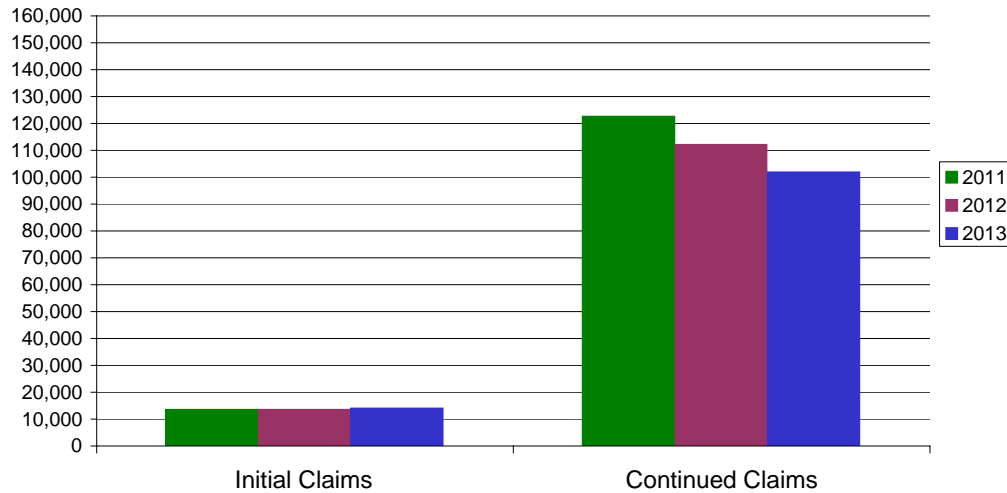
\* Includes UI, EUC08, EB, Workshare & Interstate Liable.

Equal Opportunity Employer / Program / Auxiliary aids and services available upon request to individuals with disabilities / TTY via RI Relay 711.

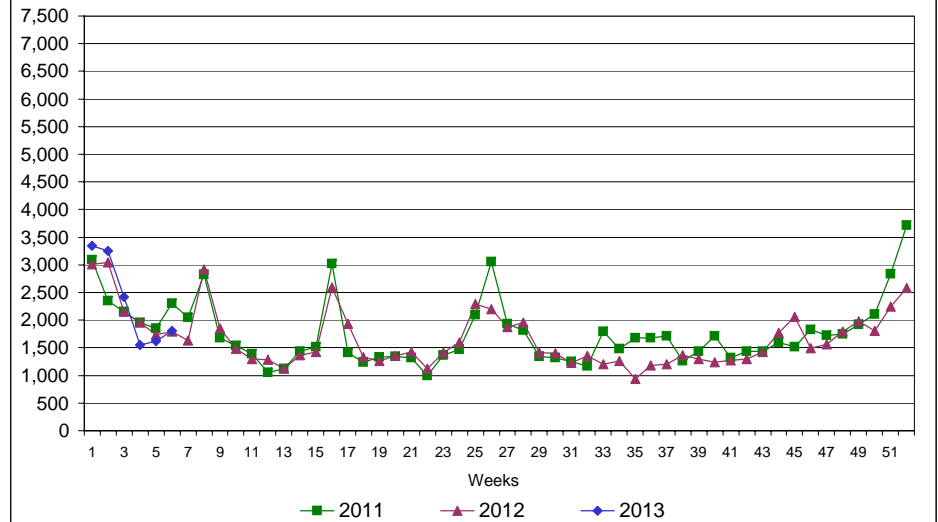
# Rhode Island Department of Labor and Training

## February 9, 2013

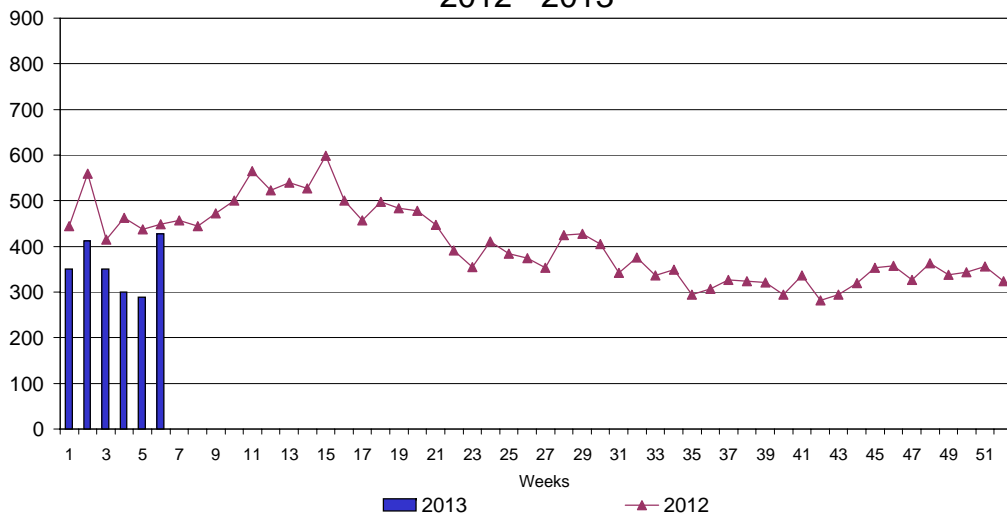
### UI Claims Comparison Year to Date



### UI Initial Claims 2011 - 2013



### UI Exhaustions 2012 - 2013



### TDI Claims Comparison Year to Date

