



## Rhode Island Department of Labor and Training

# *Weekly Update of Claims Activity*

*Week Ending: February 16, 2013*

### *Unemployment Insurance*

**Initial Claims** – 1,585 initial claims were processed during the week ending 2/16/13, a decrease of 218 from the previous week, and a decrease of 45 from a year ago.

**Continued Claims** – 17,612 continued claims were processed during the week of 2/16/13, an increase of 462 from the previous week and a decrease of 2,107 from a year ago.

**Workshare** – gives employers an alternative to layoffs by allowing employees to work reduced hours and collect a percentage of regular UI benefits to compensate for lost pay. This week, 88 initial claims and 413 continued claims were processed. An estimated 18 layoffs were prevented this week, as a result of Workshare.

**Emergency Unemployment Compensation 08** – EUC08, which became effective July 6, 2008, provides up to 53 weeks of federally funded benefits to eligible individuals who exhausted their UI claims. This week there were 282 new EUC08 claims processed and 7,860 continued claims processed (2,824 under tier I, 2,659 under tier II, 1,253 under tier III and 1,124 under tier IV).

**Exhaustions** – 343 individuals exhausted their regular payments this week, a decrease of 85 from a year ago. There were 133 individuals that exhausted EUC08.

### *Temporary Disability Insurance*

**Temporary Disability Insurance** – 795 initial claims and 6,376 continued claims were processed for Temporary Disability Insurance. The average weekly TDI payment is \$443 per week. Rhode Island is currently paying an average of 10.8 weeks per new claim.

	Initial Claims			Continued Claims	TOTAL - Initial and Continued Claims			
	Total	New	Additional		Current Week	Previous Week	Year Ago	Two Years Ago
<b>Total - All programs*</b>	2,141	1,214	927	26,486	28,627	28,069	35,594	40,256
<b>UI Claims</b>	1,585	911	674	17,612	19,197	18,953	21,349	23,580
Change from:								
Previous Week	-218	-316	98	462	244			
Year Ago	-45	-35	-10	-2,107	-2,152			
Two Years Ago	-464	-296	-168	-3,919	-4,383			
<b>EUC08 Claims</b>	438	282	156	7,860	8,298	7,993	12,452	14,282
<b>Interstate-Liable</b>	30	15	15	601	631	600	655	676
<b>Workshare</b>	88	6	82	413	501	523	1,138	1,718
<b>Workshare Equivalency</b>	18	1	17	98	116	142	313	433
<b>UI Exhaustions</b>	-	-	-	343	343	428	457	514
<b>EUC08 Exhaustions</b>	-	-	-	133	133	148	234	150
<b>TDI Claims</b>	795	668	127	6,376	7,171	7,454	8,047	8,125
Change from:								
Previous Week	170	138	32	-453	-283			
Year Ago	-200	-139	-61	-676	-876			

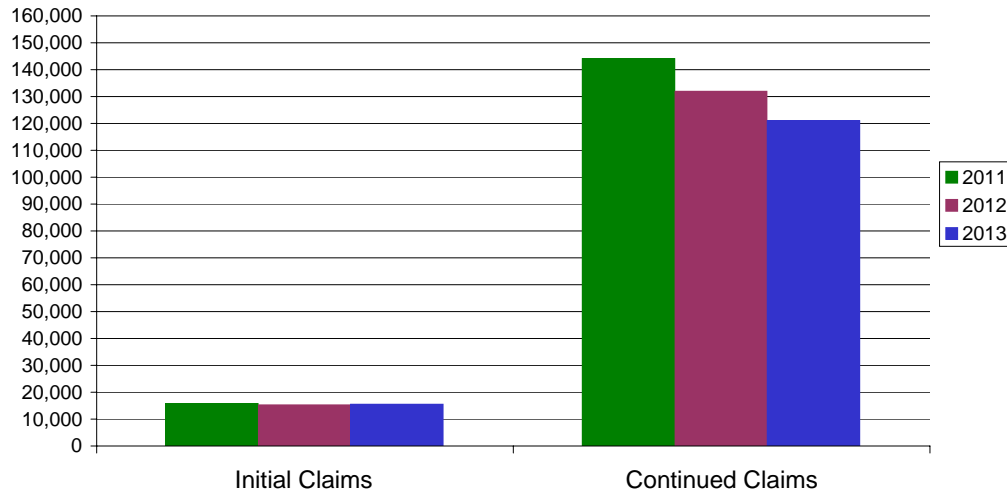
\* Includes UI, EUC08, EB, Workshare & Interstate Liable.

Equal Opportunity Employer / Program / Auxiliary aids and services available upon request to individuals with disabilities / TTY via RI Relay 711.

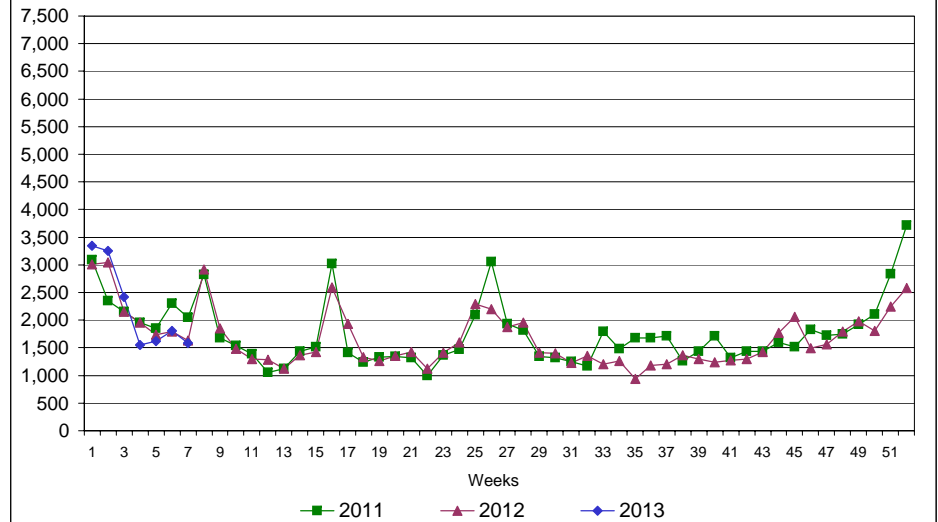
# Rhode Island Department of Labor and Training

## February 16, 2013

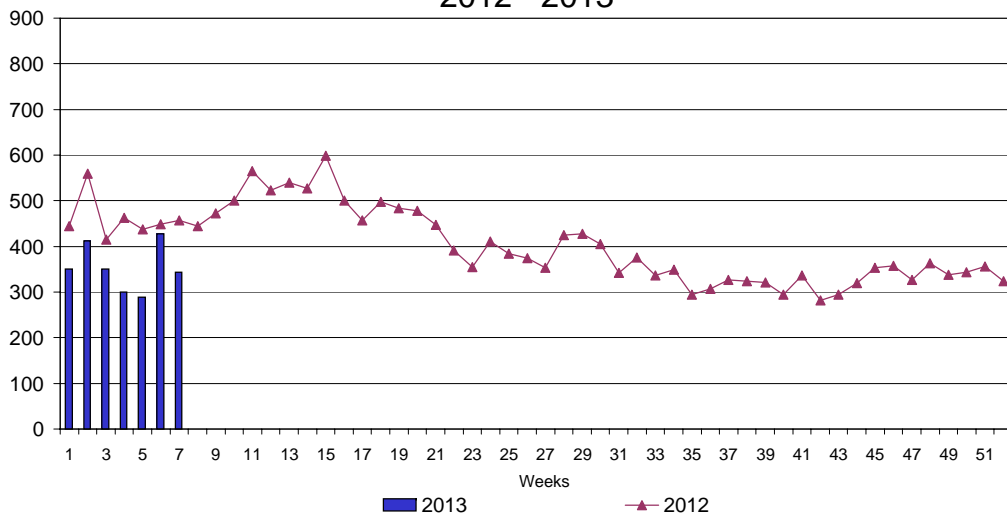
### UI Claims Comparison Year to Date



### UI Initial Claims 2011 - 2013



### UI Exhaustions 2012 - 2013



### TDI Claims Comparison Year to Date

