



## Rhode Island Department of Labor and Training

# *Weekly Update of Claims Activity*

*Week Ending: February 23, 2013*

### *Unemployment Insurance*

**Initial Claims** – 2,572 initial claims were processed during the week ending 2/23/13, an increase of 987 from the previous week, and a decrease of 348 from a year ago. Initial claims are up due to school vacation week. The number of initial claims filed to date is down 0.5 percent below last year and down 2.3 percent from two years ago

**Continued Claims** – 17,684 continued claims were processed during the week of 2/23/13, an increase of 72 from the previous week and a decrease of 1,691 from a year ago. The number of continued claims filed to date is down 9.4 percent from last year and down 17.0 percent from two years ago.

**Workshare** – gives employers an alternative to layoffs by allowing employees to work reduced hours and collect a percentage of regular UI benefits to compensate for lost pay. This week, 69 initial claims and 450 continued claims were processed. An estimated 17 layoffs were prevented this week, as a result of Workshare.

**Emergency Unemployment Compensation 08** – EUC08, which became effective July 6, 2008, provides up to 53 weeks of federally funded benefits to eligible individuals who exhausted their UI claims. This week there were 358 new EUC08 claims processed and 7,790 continued claims processed (2,812 under tier I, 2,572 under tier II, 1,232 under tier III and 1,174 under tier IV).

**Exhaustions** – 338 individuals exhausted their regular payments this week, a decrease of 5 from a year ago. There were 96 individuals that exhausted EUC08.

### *Temporary Disability Insurance*

**Temporary Disability Insurance** – 664 initial claims and 7,272 continued claims were processed for Temporary Disability Insurance. The average weekly TDI payment is \$429 per week. Rhode Island is currently paying an average of 10.9 weeks per new claim.

	Initial Claims			Continued Claims	TOTAL - Initial and Continued Claims			
	Total	New	Additional		Current Week	Previous Week	Year Ago	Two Years Ago
<b>Total - All programs*</b>	3,215	1,839	1,376	26,492	29,707	28,627	36,743	39,852
<b>UI Claims</b>	2,572	1,425	1,147	17,684	20,256	19,197	22,295	23,963
Change from:								
Previous Week	987	514	473	72	1,059			
Year Ago	-348	468	-816	-1,691	-2,039			
Two Years Ago	-250	523	-773	-3,457	-3,707			
<b>EUC08 Claims</b>	544	358	186	7,790	8,334	8,298	12,109	14,240
<b>Interstate-Liable</b>	30	21	9	568	598	631	618	580
<b>Workshare</b>	69	35	34	450	519	501	1,721	1,069
<b>Workshare Equivalency</b>	17	10	7	115	132	116	460	248
<b>UI Exhaustions</b>	-	-	-	338	338	343	444	498
<b>EUC08 Exhaustions</b>	-	-	-	96	96	133	193	148
<b>TDI Claims</b>	664	514	150	7,272	7,936	7,171	8,193	8,257
Change from:								
Previous Week	-131	-154	23	896	765			
Year Ago	-229	-204	-25	-28	-257			

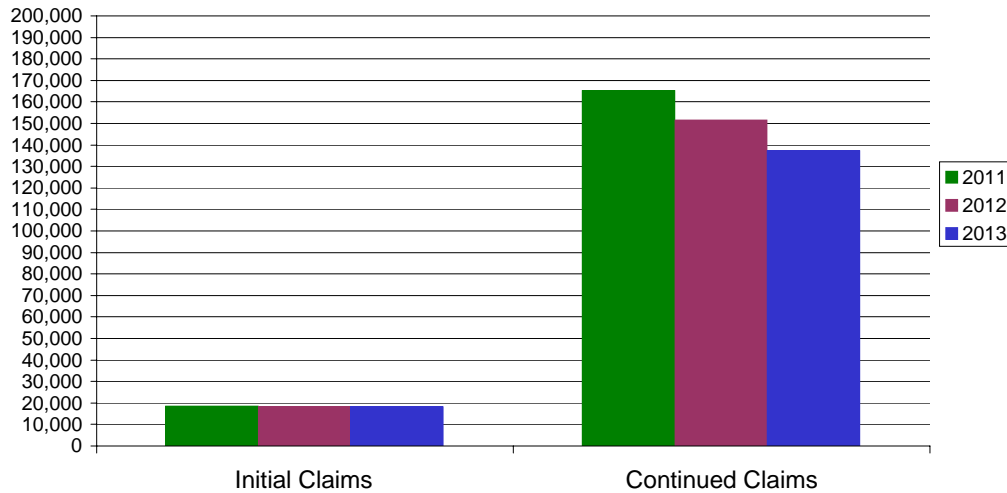
\* Includes UI, EUC08, EB, Workshare & Interstate Liable.

Equal Opportunity Employer / Program / Auxiliary aids and services available upon request to individuals with disabilities / TTY via RI Relay 711.

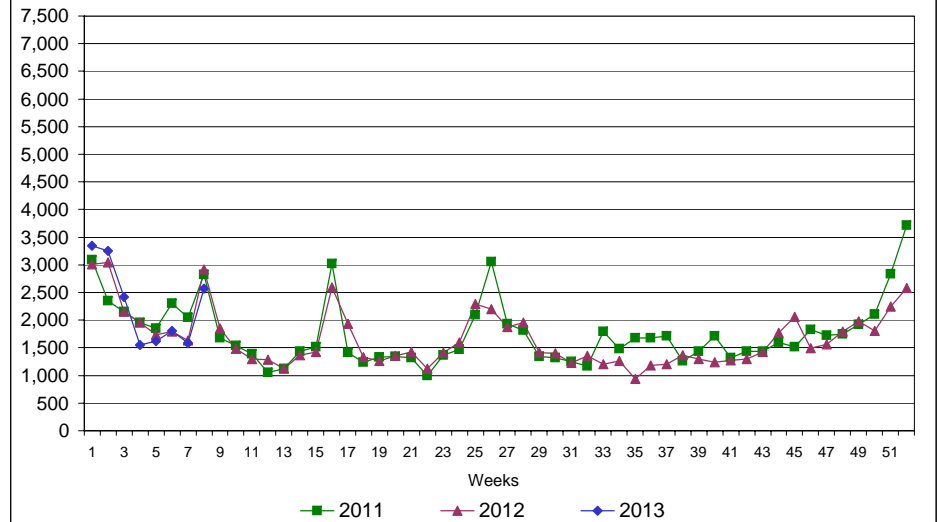
# Rhode Island Department of Labor and Training

## February 23, 2013

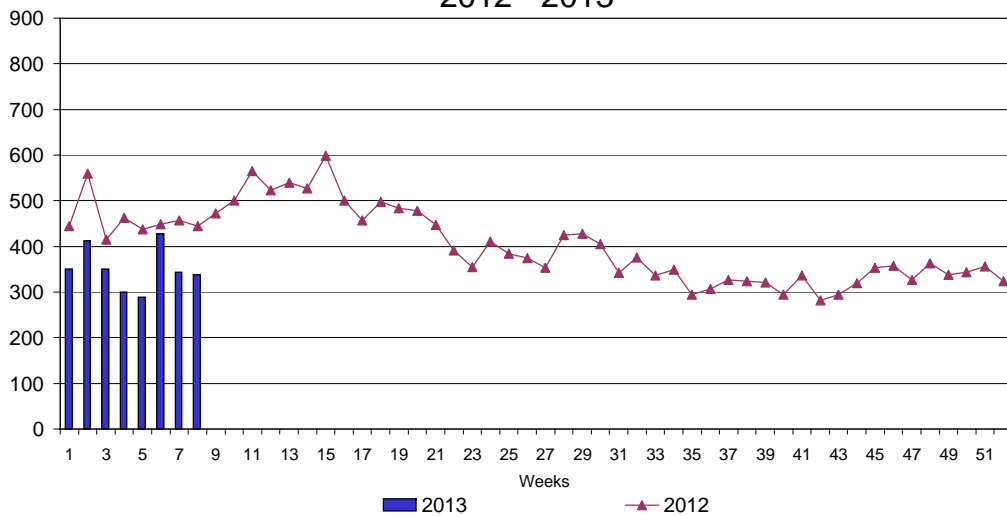
### UI Claims Comparison Year to Date



### UI Initial Claims 2011 - 2013



### UI Exhaustions 2012 - 2013



### TDI Claims Comparison Year to Date

