



Rhode Island Department of Labor and Training

Weekly Update of Claims Activity

Week Ending: January 3, 2015

Unemployment Insurance

Initial Claims – 1,943 initial claims were processed during the week ending 1/3/15, a decrease of 1,260 from the previous week, and an increase of 268 from a year ago.

Continued Claims – 13,021 continued claims were processed during the week of 1/3/15, an increase of 2,723 from the previous week and a decrease of 472 from a year ago.

Workshare – gives employers an alternative to layoffs by allowing employees to work reduced hours and collect a percentage of regular UI benefits to compensate for lost pay. This week, 4 initial claims and 130 continued claims were processed. An estimated 1 layoff was prevented this week, as a result of Workshare.

Exhaustions – 236 individuals exhausted their regular payments this week, an increase of 15 from the previous week and a decrease of 37 from a year ago.

Temporary Disability Insurance

Temporary Disability Insurance – 959 initial claims and 6,271 continued claims were processed for Temporary Disability Insurance. The average weekly TDI payment is \$472 per week. Rhode Island is currently paying an average of 10.6 weeks per new claim. To date there have been 45,508 TDI initial claims filed.

Temporary Caregiver Insurance – Of the 959 TDI initial claims, 98 (10.2%) were TCI Claims. This week 267 TCI payments were issued totaling \$134,828. The average weekly TCI payment was \$505. Of the 45,508 TDI claims filed in 2014, 5,109 or 11.2% were TCI claims.

	Initial Claims			Continued Claims	TOTAL - Initial and Continued Claims			
	Total	New	Additional		Current Week	Previous Week	Year Ago	Two Years Ago
Total - All programs*	1,969	1,006	963	13,708	15,677	14,231	15,917	20,592
UI Claims	1,943	998	945	13,021	14,964	13,501	15,168	19,690
Change from:								
Previous Week	-1,260	-499	-761	2,723	1,463			
Year Ago	268	151	117	-472	-204			
Two Years Ago	-1,397	-550	-847	-3,329	-4,726			
Interstate-Liable	22	7	15	557	579	567	654	557
Workshare	4	1	3	130	134	163	95	345
Workshare Equivalency	1	0	1	36	37	38	17	107
UI Exhaustions	-	-	-	236	236	221	273	350
TDI Claims (Includes TCI)	959	715	244	6,271	7,230	7,787	6,851	7,089
Change from:								
Previous Week	587	425	162	-1,144	-557			
Year Ago	646	472	174	-267	379			

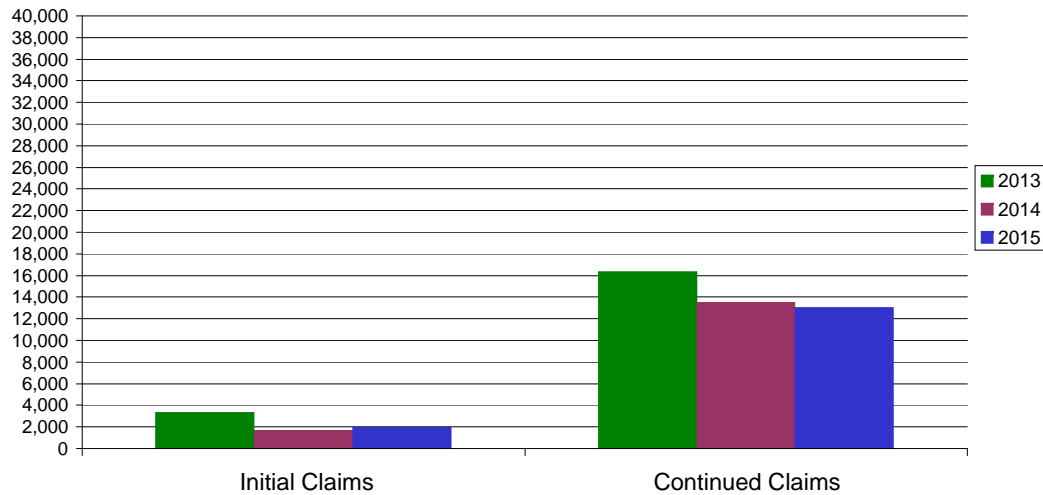
* Includes UI, EUC08, Workshare & Interstate Liable.

Equal Opportunity Employer / Program / Auxiliary aids and services available upon request to individuals with disabilities / TTY via RI Relay 711.

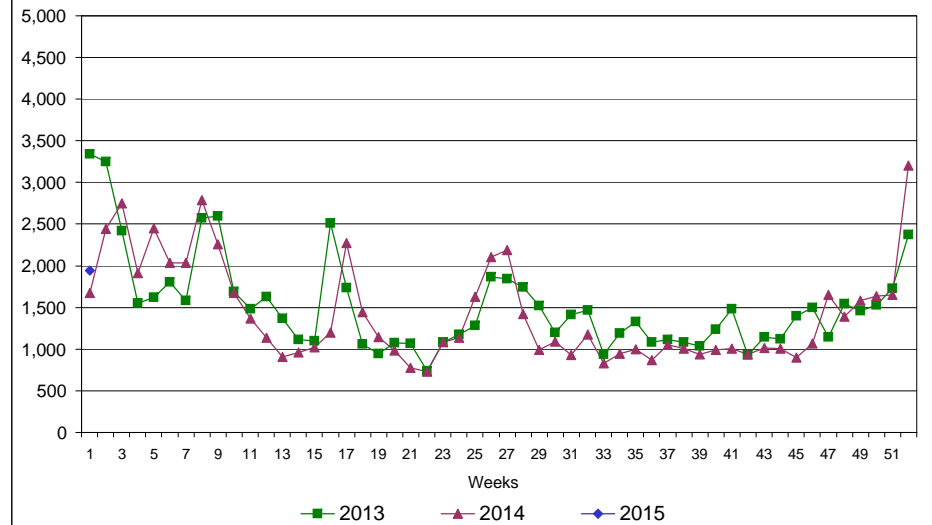
Rhode Island Department of Labor and Training

January 3, 2014

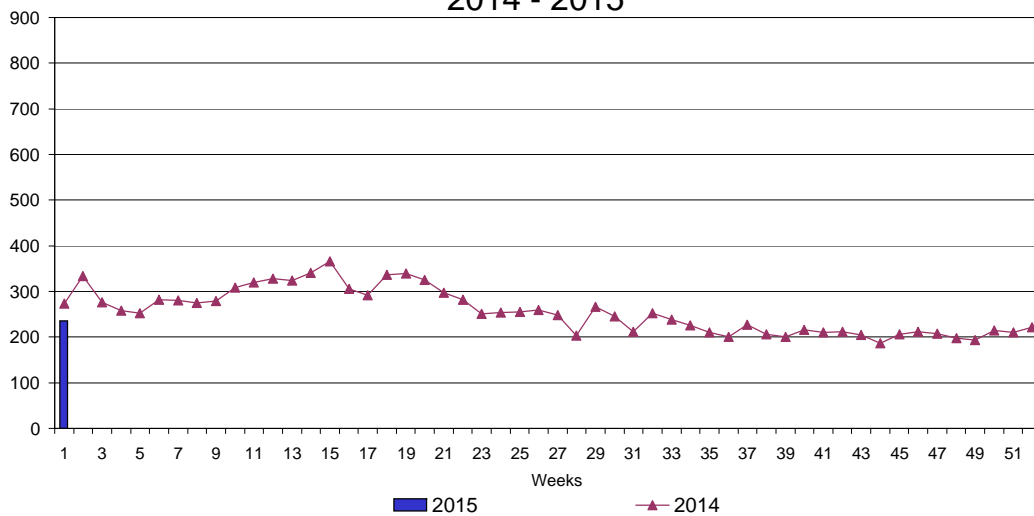
UI Claims Comparison Year to Date



UI Initial Claims 2013 - 2015



UI Exhaustions 2014 - 2015



TDI Claims Comparison Year to Date

