



Rhode Island Department of Labor and Training

Weekly Update of Claims Activity

Week Ending: January 17, 2015

Unemployment Insurance

Initial Claims – 2,362 initial claims were processed during the week ending 1/17/15, a decrease of 617 from the previous week, and a decrease of 389 from a year ago.

Continued Claims – 14,023 continued claims were processed during the week of 1/17/15, a decrease of 1,575 from the previous week and a decrease of 2,758 from a year ago.

Workshare – gives employers an alternative to layoffs by allowing employees to work reduced hours and collect a percentage of regular UI benefits to compensate for lost pay. This week, 35 initial claims and 209 continued claims were processed. An estimated 8 layoffs were prevented this week, as a result of Workshare.

Exhaustions – 216 individuals exhausted their regular payments this week, an increase of 14 from the previous week and a decrease of 60 from a year ago.

Temporary Disability Insurance

Temporary Disability Insurance – 1,018 initial claims and 6,576 continued claims were processed for Temporary Disability Insurance. The average weekly TDI payment is \$457 per week. Rhode Island is currently paying an average of 10.6 weeks per new claim. To date there have been 2,781 TDI initial claims filed.

Temporary Caregiver Insurance – Of the 1,018 TDI initial claims, 90 (8.8%) were TCI Claims. This week 297 TCI payments were issued totaling \$143,369. The average weekly TCI payment was \$483. Of the 2,781 TDI claims filed in 2015, 246 or 8.8% were TCI claims.

	Initial Claims			Continued Claims	TOTAL - Initial and Continued Claims			
	Total	New	Additional		Current Week	Previous Week	Year Ago	Two Years Ago
Total - All programs*	2,449	1,776	673	14,806	17,255	19,371	20,445	20,539
UI Claims	2,362	1,717	645	14,023	16,385	18,577	19,532	19,686
Change from:								
Previous Week	-617	-143	-474	-1,575	-2,192			
Year Ago	-389	116	-505	-2,758	-3,147			
Two Years Ago	-58	153	-211	-3,243	-3,301			
Interstate-Liable	52	34	18	574	626	610	718	570
Workshare	35	25	10	209	244	184	195	283
Workshare Equivalency	8	6	2	50	58	43	50	99
UI Exhaustions	-	-	-	216	216	202	276	351
TDI Claims (Includes TCI)	1,018	805	213	6,576	7,594	7,852	6,309	7,314
Change from:								
Previous Week	214	204	10	-472	-258			
Year Ago	577	475	102	708	1,285			

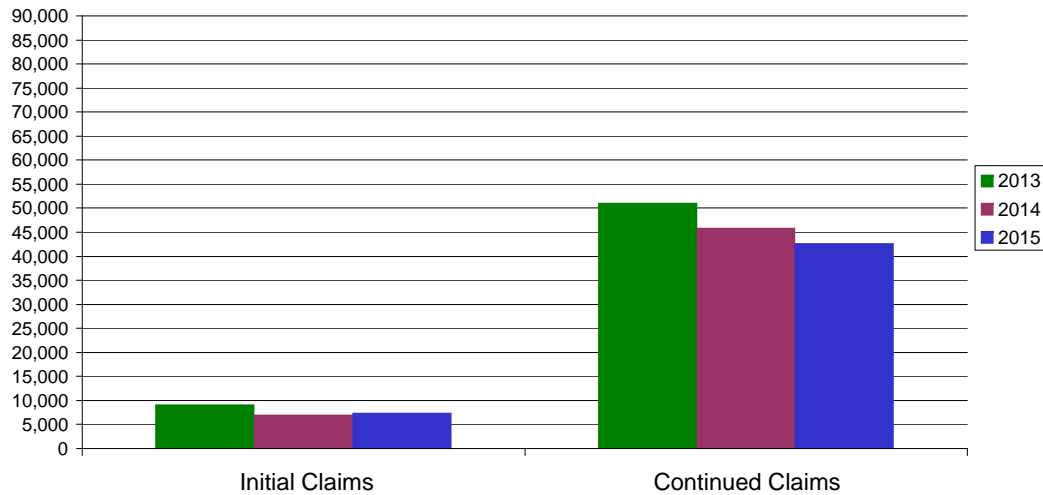
* Includes UI, EUC08, Workshare & Interstate Liable.

Equal Opportunity Employer / Program / Auxiliary aids and services available upon request to individuals with disabilities / TTY via RI Relay 711.

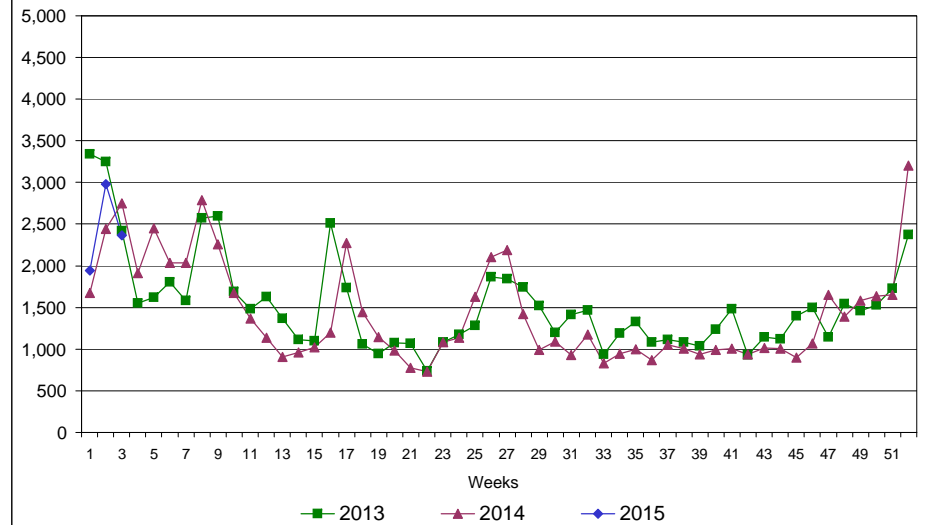
Rhode Island Department of Labor and Training

January 17, 2014

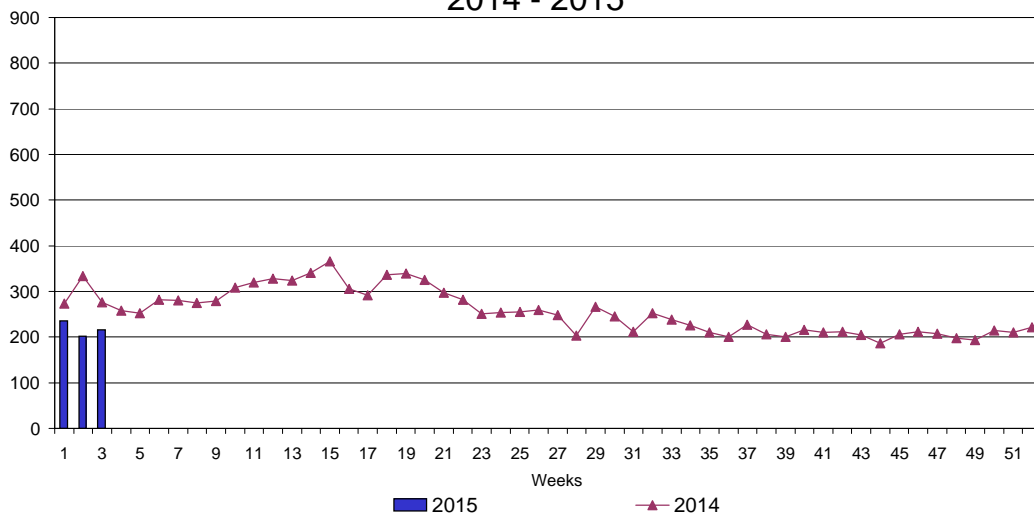
UI Claims Comparison Year to Date



UI Initial Claims 2013 - 2015



UI Exhaustions 2014 - 2015



TDI Claims Comparison Year to Date

