



Rhode Island Department of Labor and Training

Weekly Update of Claims Activity

Week Ending: January 31, 2015

Unemployment Insurance

Initial Claims – 1,280 initial claims were processed during the week ending 1/31/15, a decrease of 540 from the previous week, and a decrease of 1,173 from a year ago.

Continued Claims – 13,426 continued claims were processed during the week of 1/31/15, a decrease of 333 from the previous week and a decrease of 4,070 from a year ago.

Workshare – gives employers an alternative to layoffs by allowing employees to work reduced hours and collect a percentage of regular UI benefits to compensate for lost pay. This week, 11 initial claims and 217 continued claims were processed. An estimated 2 layoffs were prevented this week, as a result of Workshare.

Exhaustions – 210 individuals exhausted their regular payments this week, a decrease of 1 from the previous week and a decrease of 43 from a year ago.

Temporary Disability Insurance

Temporary Disability Insurance – 798 initial claims and 6,391 continued claims were processed for Temporary Disability Insurance. The average weekly TDI payment is \$459 per week. Rhode Island is currently paying an average of 10.7 weeks per new claim. To date there have been 4,254 TDI initial claims filed.

Temporary Caregiver Insurance – Of the 798 TDI initial claims, 92 (11.5%) were TCI Claims. This week 266 TCI payments were issued totaling \$139,949. The average weekly TCI payment was \$526. Of the 4,254 TDI claims filed in 2015, 446 or 10.5% were TCI claims.

	Initial Claims			Continued Claims	TOTAL - Initial and Continued Claims			
	Total	New	Additional		Current Week	Previous Week	Year Ago	Two Years Ago
Total - All programs*	1,315	819	496	14,175	15,490	16,347	21,261	19,645
UI Claims	1,280	800	480	13,426	14,706	15,579	19,949	18,725
Change from:								
Previous Week	-540	-544	4	-333	-873			
Year Ago	-1,173	-940	-233	-4,070	-5,243			
Two Years Ago	-337	-360	23	-3,682	-4,019			
Interstate-Liable	24	11	13	532	556	585	718	613
Workshare	11	8	3	217	228	183	594	307
Workshare Equivalency	2	1	1	51	53	41	144	82
UI Exhaustions	-	-	-	210	210	211	253	289
TDI Claims (Includes TCI)	798	632	166	6,391	7,189	7,703	8,978	8,833
Change from:								
Previous Week	123	113	10	-637	-514			
Year Ago	-251	-230	-21	-1,538	-1,789			

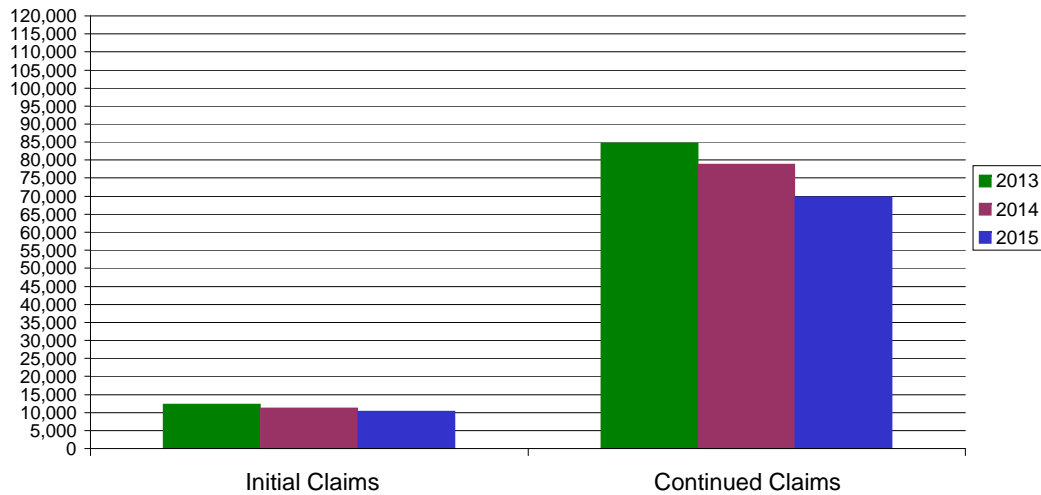
* Includes UI, EUC08, Workshare & Interstate Liable.

Equal Opportunity Employer / Program / Auxiliary aids and services available upon request to individuals with disabilities / TTY via RI Relay 711.

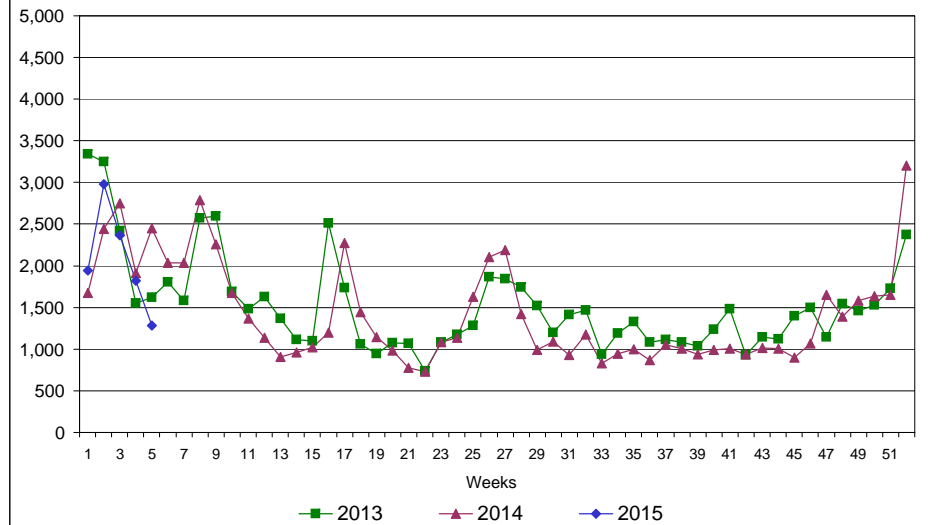
Rhode Island Department of Labor and Training

January 31, 2014

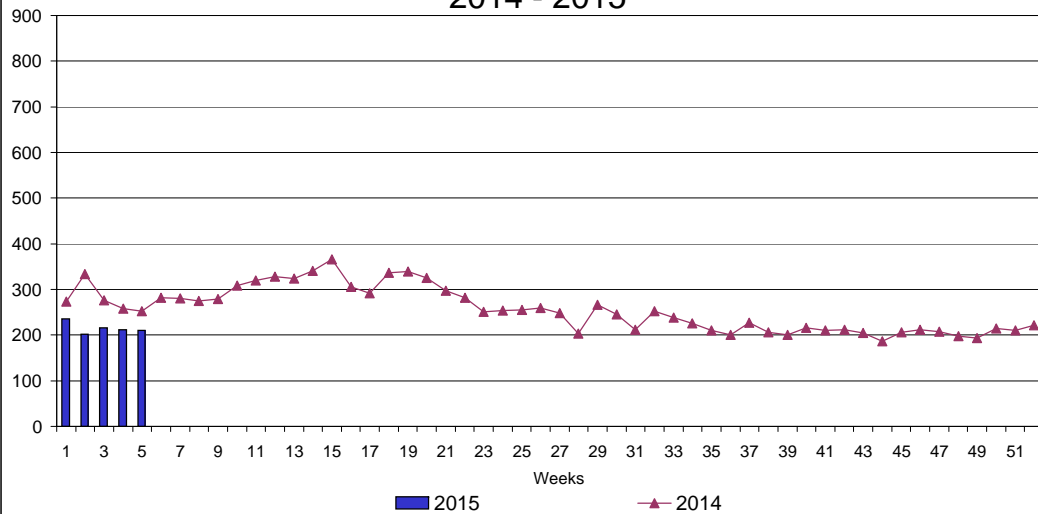
UI Claims Comparison Year to Date



UI Initial Claims 2013 - 2015



UI Exhaustions 2014 - 2015



TDI Claims Comparison Year to Date

