



## Rhode Island Department of Labor and Training

# *Weekly Update of Claims Activity*

*Week Ending: February 7, 2015*

### *Unemployment Insurance*

**Initial Claims** – 2,259 initial claims were processed during the week ending 2/7/15, an increase of 979 from the previous week, and an increase of 227 from a year ago. The number of initial claims filed to date is down 4.7 percent from last year and down 9.6 percent from two years ago.

**Continued Claims** – 14,231 continued claims were processed during the week of 2/7/15, an increase of 805 from the previous week and a decrease of 2,798 from a year ago. The number of continued claims filed to date is down 12.2 percent from last year and down 17.4 percent from two years ago.

**Workshare** – gives employers an alternative to layoffs by allowing employees to work reduced hours and collect a percentage of regular UI benefits to compensate for lost pay. This week, 12 initial claims and 311 continued claims were processed. An estimated 2 layoffs were prevented this week, as a result of Workshare.

**Exhaustions** – 187 individuals exhausted their regular payments this week, a decrease of 23 from the previous week and a decrease of 95 from a year ago.

### *Temporary Disability Insurance*

**Temporary Disability Insurance** – 750 initial claims and 7,271 continued claims were processed for Temporary Disability Insurance. The average weekly TDI payment is \$462 per week. Rhode Island is currently paying an average of 10.8 weeks per new claim. To date there have been 5,004 TDI initial claims filed.

**Temporary Caregiver Insurance** – Of the 750 TDI initial claims, 114 (15.2%) were TCI Claims. This week 378 TCI payments were issued totaling \$196,938. The average weekly TCI payment was \$521. Of the 5,004 TDI claims filed in 2015, 560 or 11.2% were TCI claims.

	Initial Claims			Continued Claims	TOTAL - Initial and Continued Claims			
	Total	New	Additional		Current Week	Previous Week	Year Ago	Two Years Ago
<b>Total - All programs*</b>	2,310	1,598	712	15,111	17,421	15,490	20,249	20,076
<b>UI Claims</b>	2,259	1,556	703	14,231	16,490	14,706	19,061	18,953
Change from:								
Previous Week	979	756	223	805	1,784			
Year Ago	227	95	132	-2,798	-2,571			
Two Years Ago	456	329	127	-2,919	-2,463			
<b>Interstate-Liable</b>	39	30	9	569	608	556	733	600
<b>Workshare</b>	12	12	0	311	323	228	455	523
<b>Workshare Equivalency</b>	2	2	0	71	73	53	132	142
<b>UI Exhaustions</b>	-	-	-	187	187	210	282	428
<b>TDI Claims (Includes TCI)</b>	750	584	166	7,271	8,021	7,189	6,829	7,454
Change from:								
Previous Week	-48	-48	0	880	832			
Year Ago	-144	-161	17	1,336	1,192			

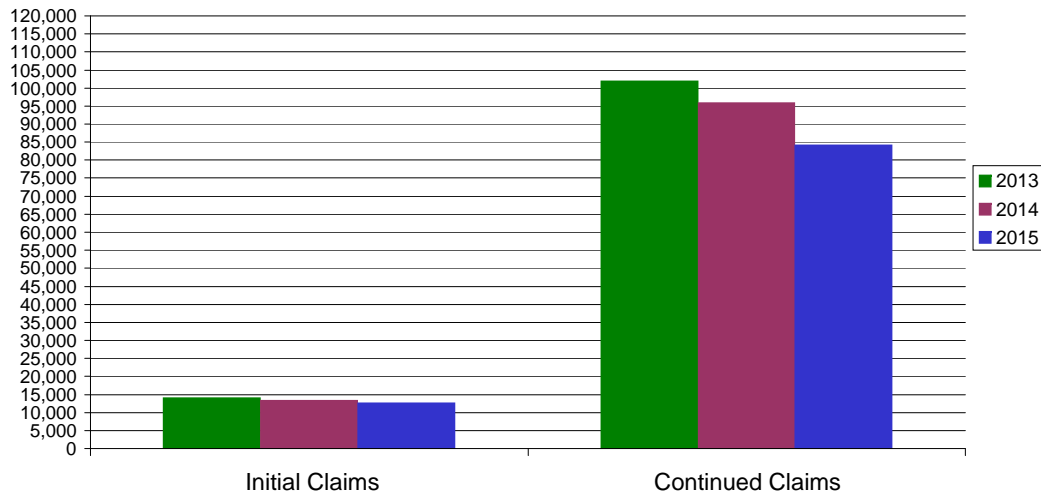
\* Includes UI, EUC08, Workshare & Interstate Liable.

Equal Opportunity Employer / Program / Auxiliary aids and services available upon request to individuals with disabilities / TTY via RI Relay 711.

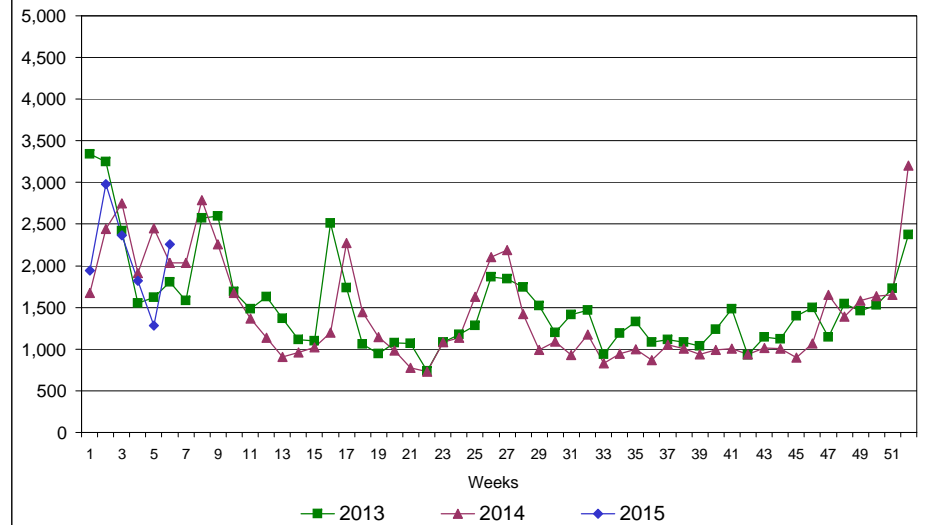
# Rhode Island Department of Labor and Training

## February 7, 2014

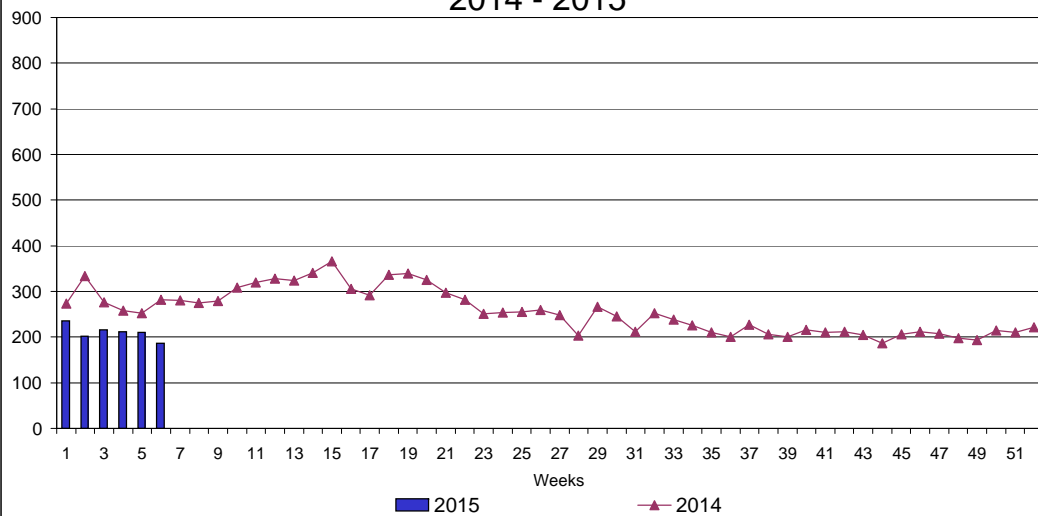
### UI Claims Comparison Year to Date



### UI Initial Claims 2013 - 2015



### UI Exhaustions 2014 - 2015



### TDI Claims Comparison Year to Date

