



Rhode Island Department of Labor and Training

Weekly Update of Claims Activity

Week Ending: February 14, 2015

Unemployment Insurance

Initial Claims – 1,277 initial claims were processed during the week ending 2/14/15, a decrease of 982 from the previous week, and a decrease of 757 from a year ago. The number of initial claims filed to date is down 9.0 percent from last year and down 10.6 percent from two years ago.

Continued Claims – 14,746 continued claims were processed during the week of 2/14/15, an increase of 515 from the previous week and a decrease of 3,180 from a year ago. The number of continued claims filed to date is down 13.1 percent from last year and down 17.3 percent from two years ago.

Workshare – gives employers an alternative to layoffs by allowing employees to work reduced hours and collect a percentage of regular UI benefits to compensate for lost pay. This week, 29 initial claims and 191 continued claims were processed. An estimated 11 layoffs were prevented this week, as a result of Workshare.

Exhaustions – 197 individuals exhausted their regular payments this week, a decrease of 10 from the previous week and a decrease of 84 from a year ago.

Temporary Disability Insurance

Temporary Disability Insurance – 991 initial claims and 7,144 continued claims were processed for Temporary Disability Insurance. The average weekly TDI payment is \$454 per week. Rhode Island is currently paying an average of 10.7 weeks per new claim. To date there have been 5,995 TDI initial claims filed.

Temporary Caregiver Insurance – Of the 991 TDI initial claims, 114 (11.5%) were TCI Claims. This week 273 TCI payments were issued totaling \$154,142. The average weekly TCI payment was \$565. Of the 5,995 TDI claims filed in 2015, 674 or 11.2% were TCI claims.

	Initial Claims			Continued Claims	TOTAL - Initial and Continued Claims			
	Total	New	Additional		Current Week	Previous Week	Year Ago	Two Years Ago
Total - All programs*	1,339	822	517	15,490	16,829	17,421	21,343	20,329
UI Claims	1,277	775	502	14,746	16,023	16,490	19,960	19,197
Change from:								
Previous Week	-982	-781	-201	515	-467			
Year Ago	-757	-547	-210	-3,180	-3,937			
Two Years Ago	-308	-136	-172	-2,866	-3,174			
Interstate-Liable	33	19	14	553	586	608	753	631
Workshare	29	28	1	191	220	323	630	501
Workshare Equivalency	11	11	0	47	58	73	151	116
UI Exhaustions	-	-	-	197	197	187	281	343
TDI Claims (Includes TCI)	991	765	226	7,144	8,135	8,021	8,012	7,171
Change from:								
Previous Week	241	181	60	-127	114			
Year Ago	423	306	117	-300	123			

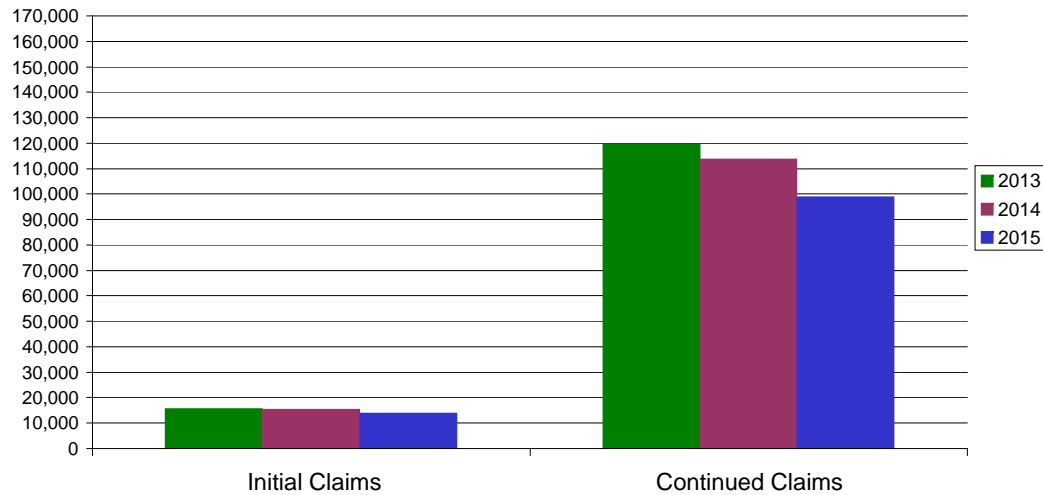
* Includes UI, EUC08, Workshare & Interstate Liable.

Equal Opportunity Employer / Program / Auxiliary aids and services available upon request to individuals with disabilities / TTY via RI Relay 711.

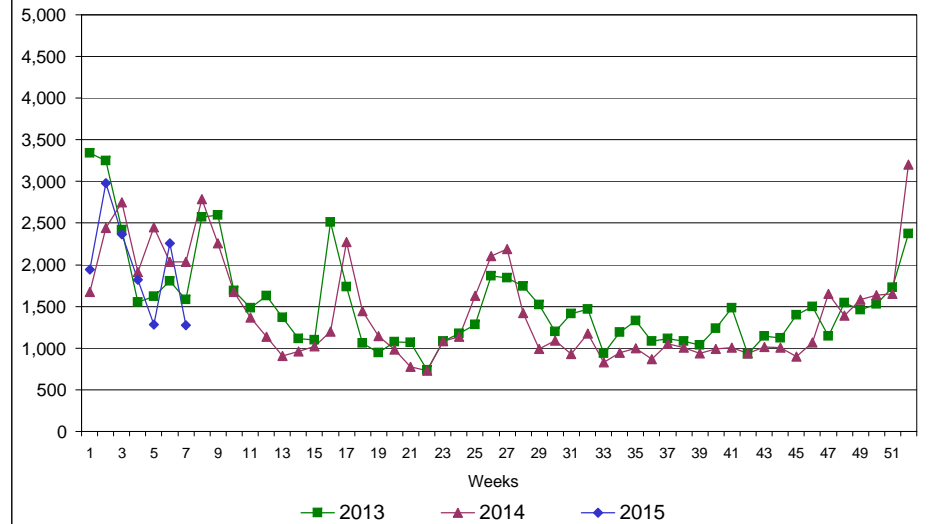
Rhode Island Department of Labor and Training

February 14, 2014

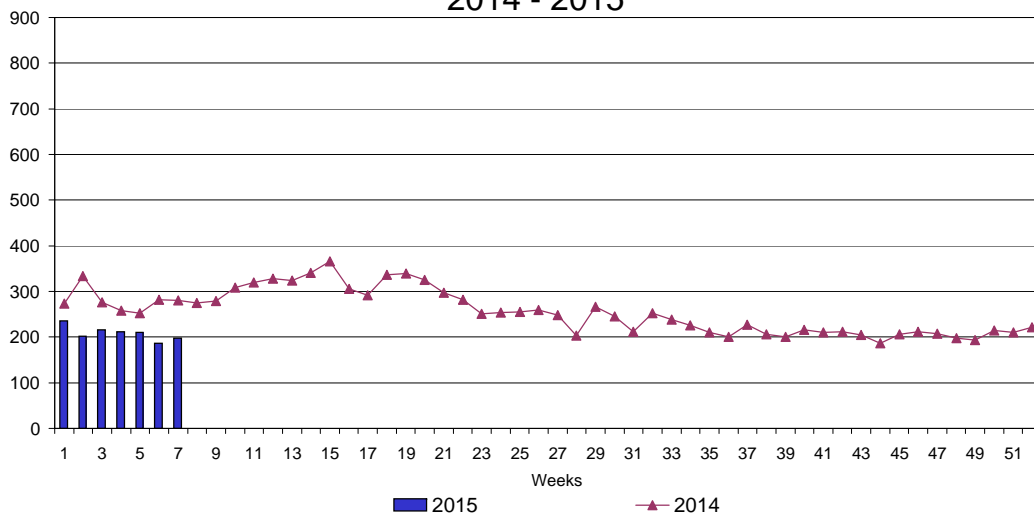
UI Claims Comparison Year to Date



UI Initial Claims 2013 - 2015



UI Exhaustions 2014 - 2015



TDI Claims Comparison Year to Date

