



Rhode Island Department of Labor and Training

Weekly Update of Claims Activity

Week Ending: February 21, 2015

Unemployment Insurance

Initial Claims – 2,735 initial claims were processed during the week ending 2/21/15, an increase of 1,458 from the previous week, and a decrease of 54 from a year ago. The number of initial claims filed to date is down 7.9 percent from last year and down 8.2 percent from two years ago.

Continued Claims – 14,718 continued claims were processed during the week of 2/14/15, a decrease of 28 from the previous week and a decrease of 2,470 from a year ago. The number of continued claims filed to date is down 13.3 percent from last year and down 17.2 percent from two years ago.

Workshare – gives employers an alternative to layoffs by allowing employees to work reduced hours and collect a percentage of regular UI benefits to compensate for lost pay. This week, 23 initial claims and 218 continued claims were processed. An estimated 7 layoffs were prevented this week, as a result of Workshare.

Exhaustions – 205 individuals exhausted their regular payments this week, an increase of 8 from the previous week and a decrease of 70 from a year ago.

Temporary Disability Insurance

Temporary Disability Insurance – 1,035 initial claims and 6,368 continued claims were processed for Temporary Disability Insurance. The average weekly TDI payment is \$460 per week. Rhode Island is currently paying an average of 10.7 weeks per new claim. To date there have been 7,030 TDI initial claims filed.

Temporary Caregiver Insurance – Of the 1,035 TDI initial claims, 117 (11.3%) were TCI Claims. This week 338 TCI payments were issued totaling \$162,786. The average weekly TCI payment was \$482. Of the 7,030 TDI claims filed in 2015, 791 or 11.3% were TCI claims.

	Initial Claims			Continued Claims	TOTAL - Initial and Continued Claims			
	Total	New	Additional		Current Week	Previous Week	Year Ago	Two Years Ago
Total - All programs*	2,781	1,034	1,747	15,518	18,299	16,829	21,157	21,373
UI Claims	2,735	1,002	1,733	14,718	17,453	16,023	19,977	20,256
Change from:								
Previous Week	1,458	227	1,231	-28	1,430			
Year Ago	-54	-172	118	-2,470	-2,524			
Two Years Ago	163	-423	586	-2,966	-2,803			
Interstate-Liable	23	9	14	582	605	586	749	598
Workshare	23	23	0	218	241	220	431	519
Workshare Equivalency	7	7	0	50	57	58	109	132
UI Exhaustions	-	-	-	205	205	197	275	338
TDI Claims (Includes TCI)	1,035	806	229	6,368	7,403	8,135	7,881	7,936
Change from:								
Previous Week	44	41	3	-776	-732			
Year Ago	-104	-124	20	-374	-478			

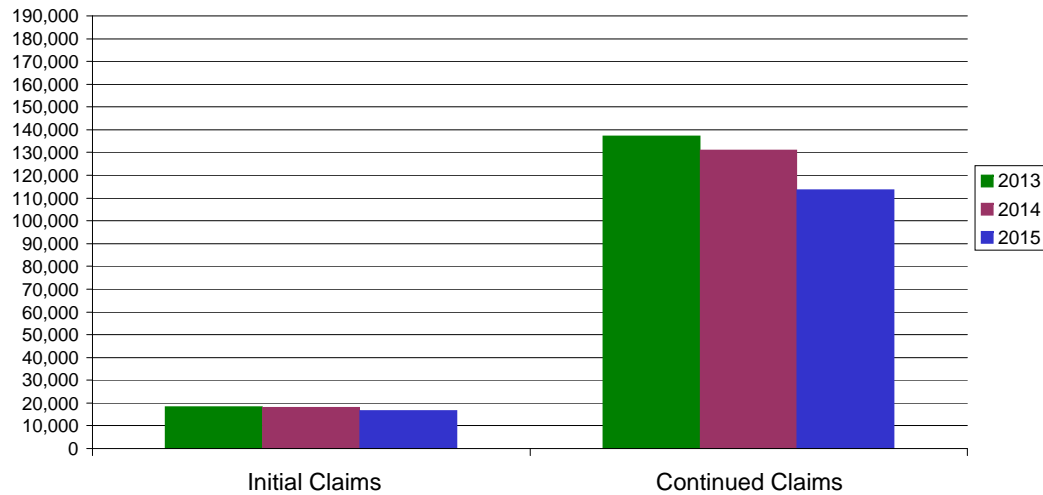
* Includes UI, EUC08, Workshare & Interstate Liable.

Equal Opportunity Employer / Program / Auxiliary aids and services available upon request to individuals with disabilities / TTY via RI Relay 711.

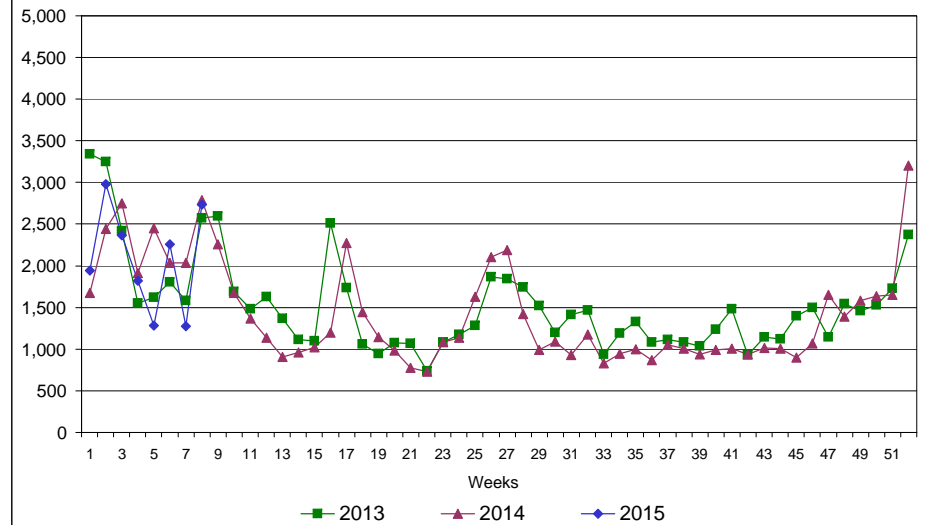
Rhode Island Department of Labor and Training

February 21, 2014

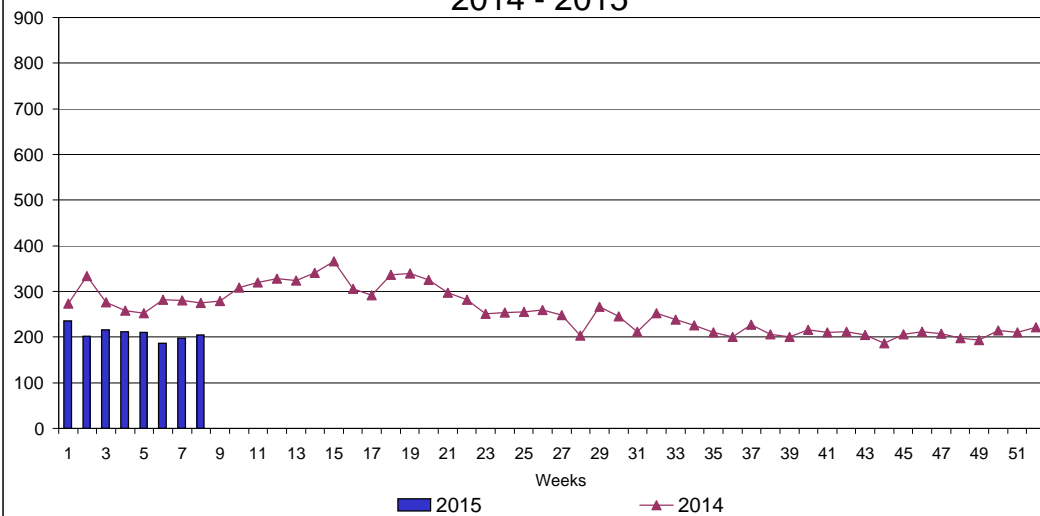
UI Claims Comparison Year to Date



UI Initial Claims 2013 - 2015



UI Exhaustions 2014 - 2015



TDI Claims Comparison Year to Date

