



## Rhode Island Department of Labor and Training

# *Weekly Update of Claims Activity*

*Week Ending: February 28, 2015*

### *Unemployment Insurance*

**Initial Claims** – 1,674 initial claims were processed during the week ending 2/28/15, a decrease of 1,061 from the previous week, and a decrease of 587 from a year ago. The number of initial claims filed to date is down 9.9 percent from last year and down 11.6 percent from two years ago.

**Continued Claims** – 16,813 continued claims were processed during the week of 2/28/15, an increase of 2,095 from the previous week and a decrease of 1,998 from a year ago. The number of continued claims filed to date is down 12.9 percent from last year and down 16.8 percent from two years ago.

**Workshare** – gives employers an alternative to layoffs by allowing employees to work reduced hours and collect a percentage of regular UI benefits to compensate for lost pay. This week, 18 initial claims and 215 continued claims were processed. An estimated 8 layoffs were prevented this week, as a result of Workshare.

**Exhaustions** – 187 individuals exhausted their regular payments this week, a decrease of 18 from the previous week and a decrease of 92 from a year ago.

### *Temporary Disability Insurance*

**Temporary Disability Insurance** – 626 initial claims and 7,680 continued claims were processed for Temporary Disability Insurance. The average weekly TDI payment is \$465 per week. Rhode Island is currently paying an average of 10.8 weeks per new claim. To date there have been 7,656 TDI initial claims filed.

**Temporary Caregiver Insurance** – Of the 626 TDI initial claims, 124 (19.8%) were TCI Claims. This week 333 TCI payments were issued totaling \$175,929. The average weekly TCI payment was \$528. Of the 7,656 TDI claims filed in 2015, 915 or 12.0% were TCI claims.

	Initial Claims			Continued Claims	TOTAL - Initial and Continued Claims			
	Total	New	Additional		Current Week	Previous Week	Year Ago	Two Years Ago
<b>Total - All programs*</b>	1,712	1,133	579	17,593	19,305	18,299	22,221	23,265
<b>UI Claims</b>	1,674	1,109	565	16,813	18,487	17,453	21,072	22,197
Change from:								
Previous Week	-1,061	107	-1,168	2,095	1,034			
Year Ago	-587	-178	-409	-1,998	-2,585			
Two Years Ago	-924	49	-973	-2,786	-3,710			
<b>Interstate-Liable</b>	20	8	12	565	585	605	759	631
<b>Workshare</b>	18	16	2	215	233	241	390	437
<b>Workshare Equivalency</b>	8	7	1	52	60	57	104	118
<b>UI Exhaustions</b>	-	-	-	187	187	205	279	384
<b>TDI Claims (Includes TCI)</b>	626	475	151	7,680	8,306	7,403	8,053	8,097
Change from:								
Previous Week	-409	-331	-78	1,312	903			
Year Ago	-393	-364	-29	646	253			

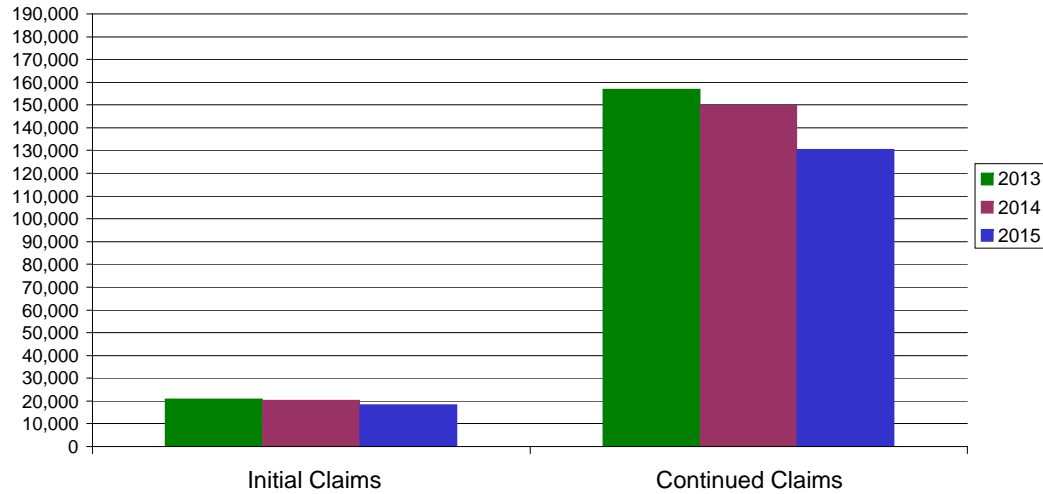
\* Includes UI, EUC08, Workshare & Interstate Liable.

Equal Opportunity Employer / Program / Auxiliary aids and services available upon request to individuals with disabilities / TTY via RI Relay 711.

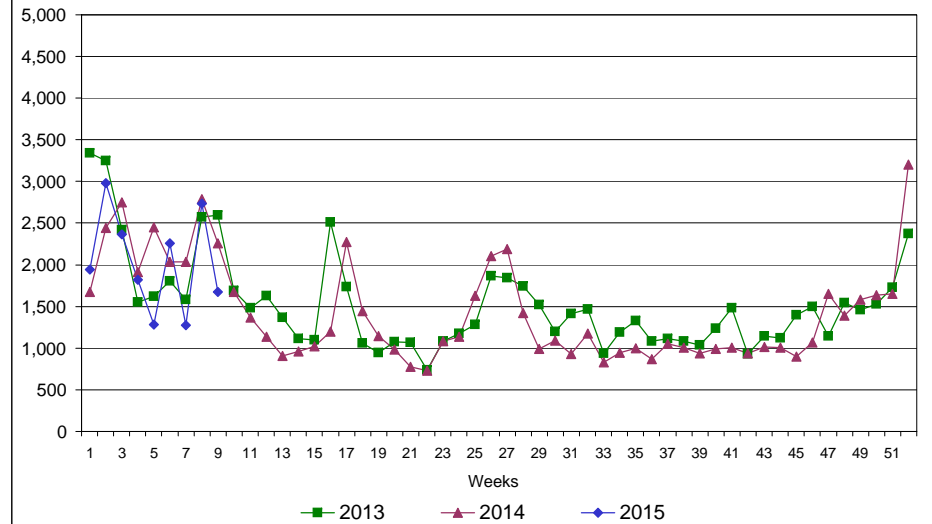
# Rhode Island Department of Labor and Training

## February 28, 2014

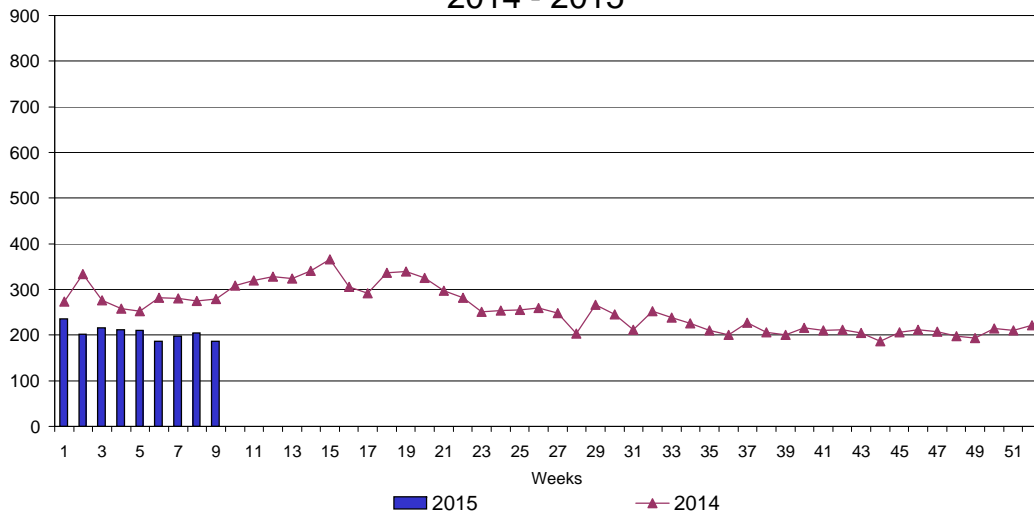
### UI Claims Comparison Year to Date



### UI Initial Claims 2013 - 2015



### UI Exhaustions 2014 - 2015



### TDI Claims Comparison Year to Date

