



Rhode Island Department of Labor and Training

Weekly Update of Claims Activity

Week Ending: January 2, 2016

Unemployment Insurance

Initial Claims – 2,135 initial claims were processed during the week ending 1/2/16, a decrease of 474 from the previous week, and an increase of 192 from a year ago.

Continued Claims – 10,937 continued claims were processed during the week of 1/2/16, an increase of 2,185 from the previous week and a decrease of 2,084 from a year ago.

Workshare – gives employers an alternative to layoffs by allowing employees to work reduced hours and collect a percentage of regular UI benefits to compensate for lost pay. This week, 9 initial claims and 167 continued claims were processed. An estimated 2 layoffs were prevented this week, as a result of Workshare.

Exhaustions – 167 individuals exhausted their regular payments this week, a decrease of 1 from the previous week and a decrease of 69 from a year ago.

Temporary Disability Insurance

Temporary Disability Insurance – 298 initial claims and 5,659 continued claims were processed for Temporary Disability Insurance. The average weekly TDI payment is \$480 per week. Rhode Island is currently paying an average of 10.5 weeks per new claim. During the year 2015, there have been 46,885 TDI initial claims filed.

Temporary Caregiver Insurance – Of the 298 TDI initial claims, 151 (50.7%) were TCI Claims. This week 351 TCI payments were issued totaling \$188,331. The average weekly TCI payment was \$537. Of the 46,885 TDI claims filed in 2015, 7,709 or 16.4% were TCI claims.

	Initial Claims			Continued Claims	TOTAL - Initial and Continued Claims			
	Total	New	Additional		Current Week	Previous Week	Year Ago	Two Years Ago
Total - All programs*	2,168	998	1,170	11,605	13,773	12,141	15,677	15,917
UI Claims	2,135	989	1,146	10,937	13,072	11,361	14,964	15,168
Change from:								
Previous Week	-474	-304	-170	2,185	1,711			
Year Ago	192	-9	201	-2,084	-1,892			
Two Years Ago	460	142	318	-2,556	-2,096			
Interstate-Liable	24	9	15	501	525	553	579	654
Workshare	9	0	9	167	176	227	134	95
Workshare Equivalency	2	0	2	42	44	59	37	17
UI Exhaustions	-	-	-	167	167	168	236	273
TDI Claims (Includes TCI)	298	223	75	5,659	5,957	7,535	7,230	6,851
Change from:								
Previous Week	-110	-98	-12	-1,468	-1,578			
Year Ago	-661	-492	-169	-612	-1,273			

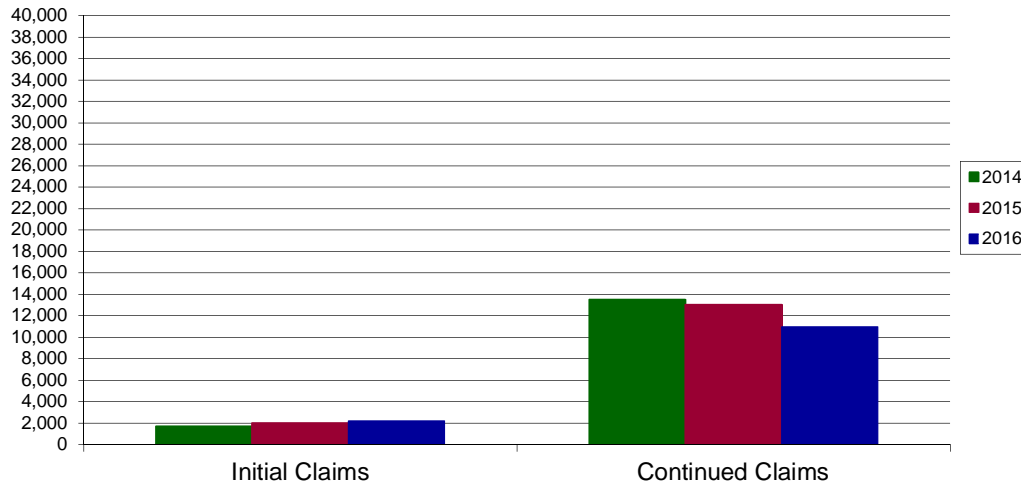
* Includes UI, Workshare & Interstate Liable.

Equal Opportunity Employer / Program / Auxiliary aids and services available upon request to individuals with disabilities / TTY via RI Relay 711.

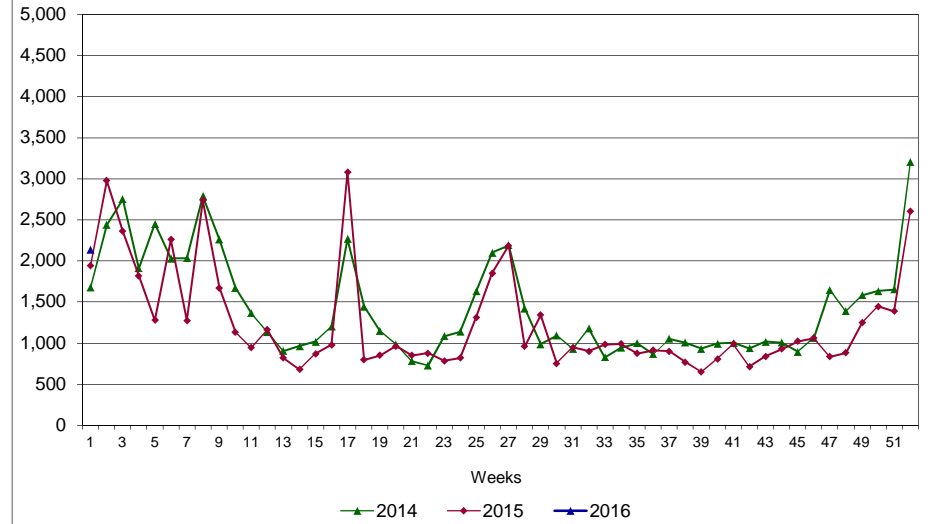
Rhode Island Department of Labor and Training

January 2, 2016

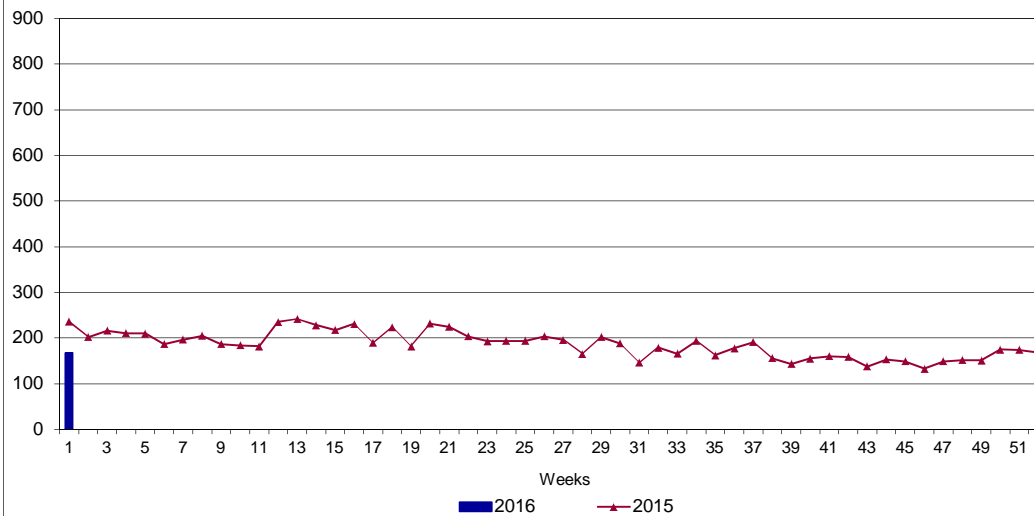
UI Claims Comparison Year to Date



UI Initial Claims 2014 - 2016



UI Exhaustions 2015 - 2016



TDI Claims Comparison Year to Date

