



## Rhode Island Department of Labor and Training

# *Weekly Update of Claims Activity*

*Week Ending: January 9, 2016*

### *Unemployment Insurance*

**Initial Claims** – 2,689 initial claims were processed during the week ending 1/9/16, an increase of 554 from the previous week, and a decrease of 290 from a year ago.

**Continued Claims** – 12,450 continued claims were processed during the week of 1/9/16, an increase of 1,513 from the previous week and a decrease of 3,148 from a year ago.

**Workshare** – gives employers an alternative to layoffs by allowing employees to work reduced hours and collect a percentage of regular UI benefits to compensate for lost pay. This week, 11 initial claims and 134 continued claims were processed. An estimated 4 layoffs were prevented this week, as a result of Workshare.

**Exhaustions** – 194 individuals exhausted their regular payments this week, an increase of 27 from the previous week and a decrease of 8 from a year ago.

### *Temporary Disability Insurance*

**Temporary Disability Insurance** – 1,555 initial claims and 6,838 continued claims were processed for Temporary Disability Insurance. The average weekly TDI payment is \$476 per week. Rhode Island is currently paying an average of 10.3 weeks per new claim. During the year 2015, there have been 1,853 TDI initial claims filed.

**Temporary Caregiver Insurance** – Of the 1,555 TDI initial claims, 197 (12.7%) were TCI Claims. This week 329 TCI payments were issued totaling \$158,638. The average weekly TCI payment was \$482. Of the 1,853 TDI claims filed in 2016, 197 or 10.6% were TCI claims.

	Initial Claims			Continued Claims	TOTAL - Initial and Continued Claims			
	Total	New	Additional		Current Week	Previous Week	Year Ago	Two Years Ago
<b>Total - All programs*</b>	2,724	1,624	1,100	13,090	15,814	13,773	19,371	18,899
<b>UI Claims</b>	2,689	1,602	1,087	12,450	15,139	13,072	18,577	17,919
Change from:								
Previous Week	554	613	-59	1,513	2,067			
Year Ago	-290	-258	-32	-3,148	-3,438			
Two Years Ago	249	44	205	-3,029	-2,780			
<b>Interstate-Liable</b>	24	15	9	506	530	525	610	728
<b>Workshare</b>	11	7	4	134	145	176	184	252
<b>Workshare Equivalency</b>	4	3	1	39	43	44	43	82
<b>UI Exhaustions</b>	-	-	-	194	194	167	202	333
<b>TDI Claims (Includes TCI)</b>	1,555	1,182	373	6,838	8,393	5,957	7,852	8,399
Change from:								
Previous Week	1,257	959	298	1,179	2,436			
Year Ago	751	581	170	-210	541			

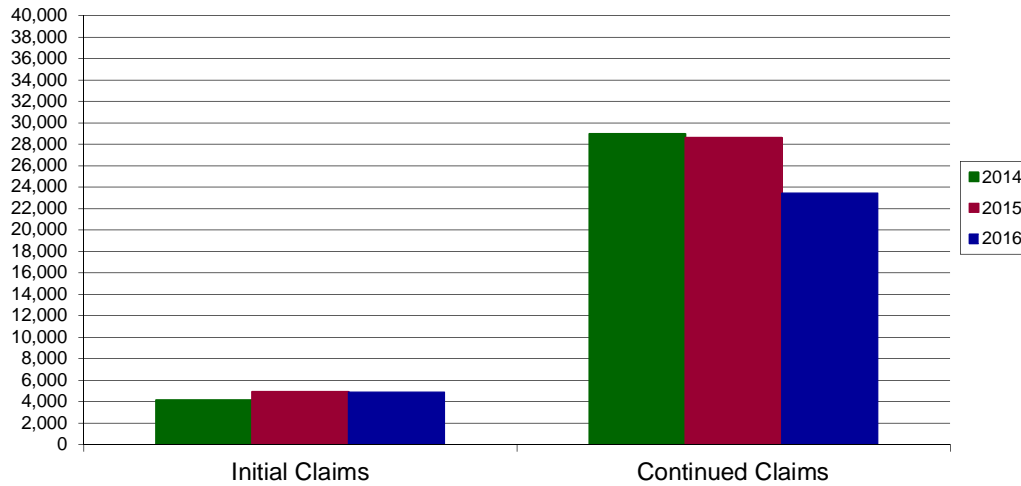
\* Includes UI, Workshare & Interstate Liable.

Equal Opportunity Employer / Program / Auxiliary aids and services available upon request to individuals with disabilities / TTY via RI Relay 711.

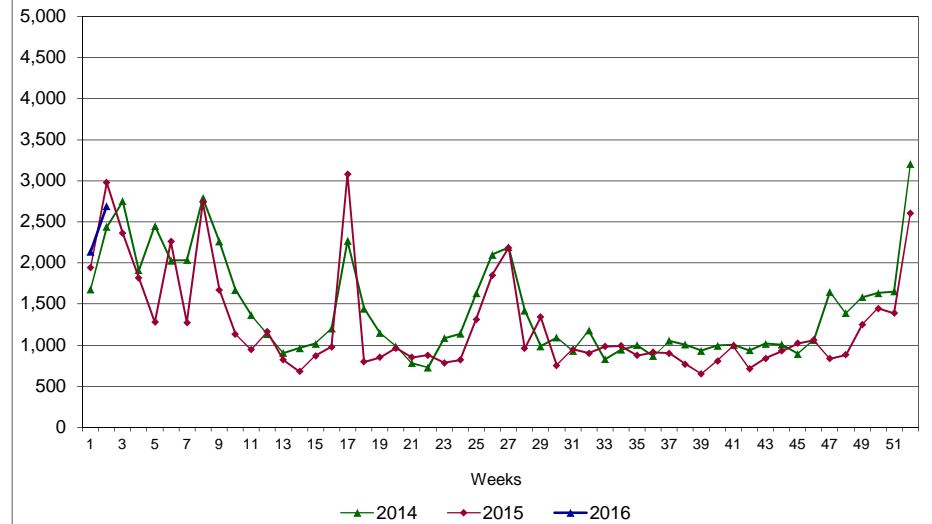
# Rhode Island Department of Labor and Training

## January 9, 2016

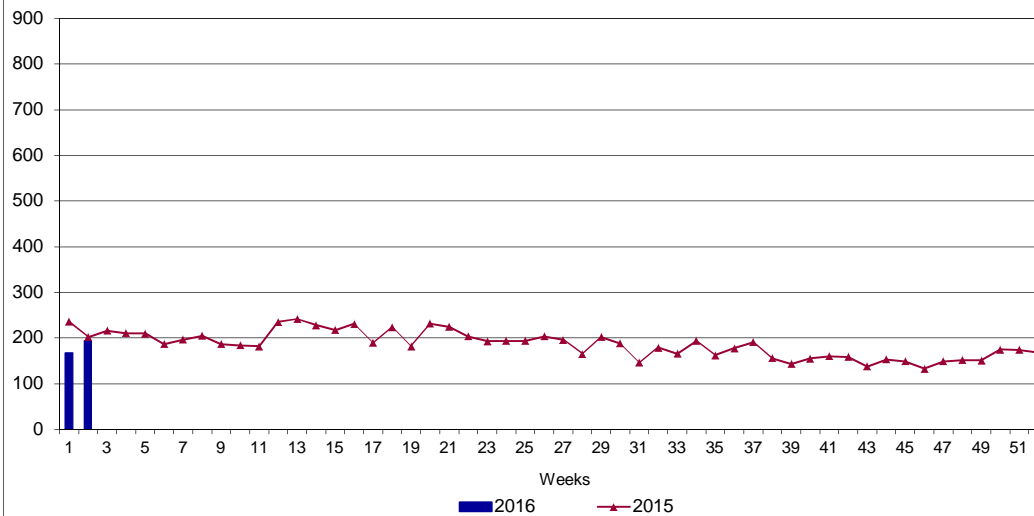
### UI Claims Comparison Year to Date



### UI Initial Claims 2014 - 2016



### UI Exhaustions 2015 - 2016



### TDI Claims Comparison Year to Date

