



## Rhode Island Department of Labor and Training

# *Weekly Update of Claims Activity*

*Week Ending: January 16, 2016*

### *Unemployment Insurance*

**Initial Claims** – 2,276 initial claims were processed during the week ending 1/16/16, a decrease of 413 from the previous week, and a decrease of 86 from a year ago.

**Continued Claims** – 11,675 continued claims were processed during the week of 1/16/16, a decrease of 775 from the previous week and a decrease of 2,348 from a year ago.

**Workshare** – gives employers an alternative to layoffs by allowing employees to work reduced hours and collect a percentage of regular UI benefits to compensate for lost pay. This week, 4 initial claims and 231 continued claims were processed. An estimated 1 layoff was prevented this week, as a result of Workshare.

**Exhaustions** – 159 individuals exhausted their regular payments this week, a decrease of 35 from the previous week and a decrease of 57 from a year ago.

### *Temporary Disability Insurance*

**Temporary Disability Insurance** – 893 initial claims and 6,740 continued claims were processed for Temporary Disability Insurance. The average weekly TDI payment is \$476 per week. Rhode Island is currently paying an average of 10.4 weeks per new claim. To date there have been 2,746 TDI initial claims filed.

**Temporary Caregiver Insurance** – Of the 893 TDI initial claims, 122 (13.7%) were TCI Claims. This week 365 TCI payments were issued totaling \$189,438. The average weekly TCI payment was \$519. Of the 2,746 TDI claims filed in 2016, 319 or 11.6% were TCI claims.

	Initial Claims			Continued Claims	TOTAL - Initial and Continued Claims			
	Total	New	Additional		Current Week	Previous Week	Year Ago	Two Years Ago
<b>Total - All programs*</b>	2,314	1,565	749	12,446	14,760	15,814	17,255	20,445
<b>UI Claims</b>	2,276	1,537	739	11,675	13,951	15,139	16,385	19,532
Change from:								
Previous Week	-413	-65	-348	-775	-1,188			
Year Ago	-86	-180	94	-2,348	-2,434			
Two Years Ago	-475	-64	-411	-5,106	-5,581			
<b>Interstate-Liable</b>	34	26	8	540	574	530	626	718
<b>Workshare</b>	4	2	2	231	235	145	244	195
<b>Workshare Equivalency</b>	1	1	0	56	57	43	58	50
<b>UI Exhaustions</b>	-	-	-	159	159	194	216	276
<b>TDI Claims (Includes TCI)</b>	893	697	196	6,740	7,633	8,393	7,594	6,309
Change from:								
Previous Week	-662	-485	-177	-98	-760			
Year Ago	-125	-108	-17	164	39			

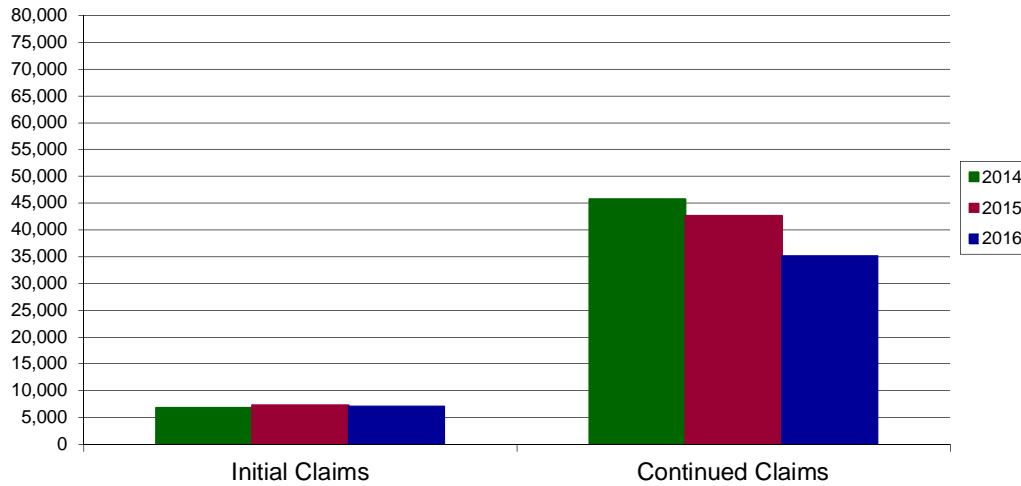
\* Includes UI, Workshare & Interstate Liable.

Equal Opportunity Employer / Program / Auxiliary aids and services available upon request to individuals with disabilities / TTY via RI Relay 711.

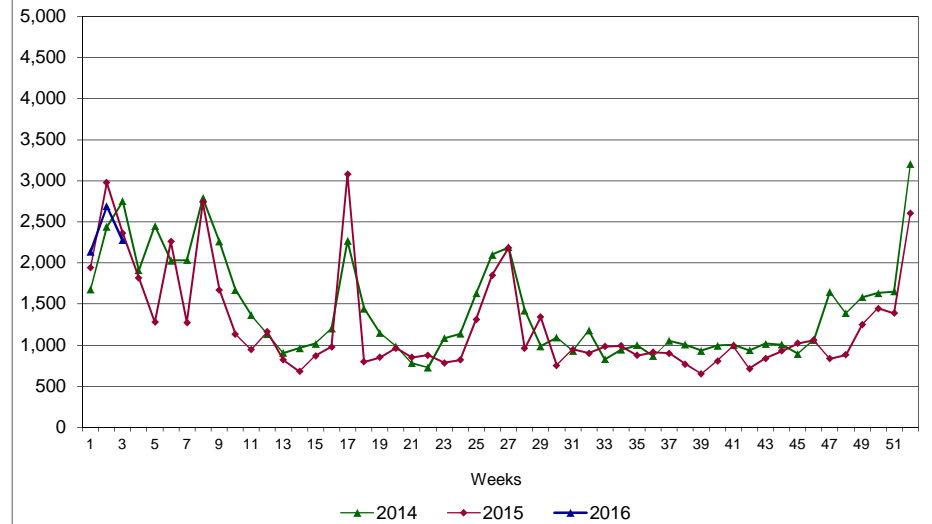
# Rhode Island Department of Labor and Training

## January 16, 2016

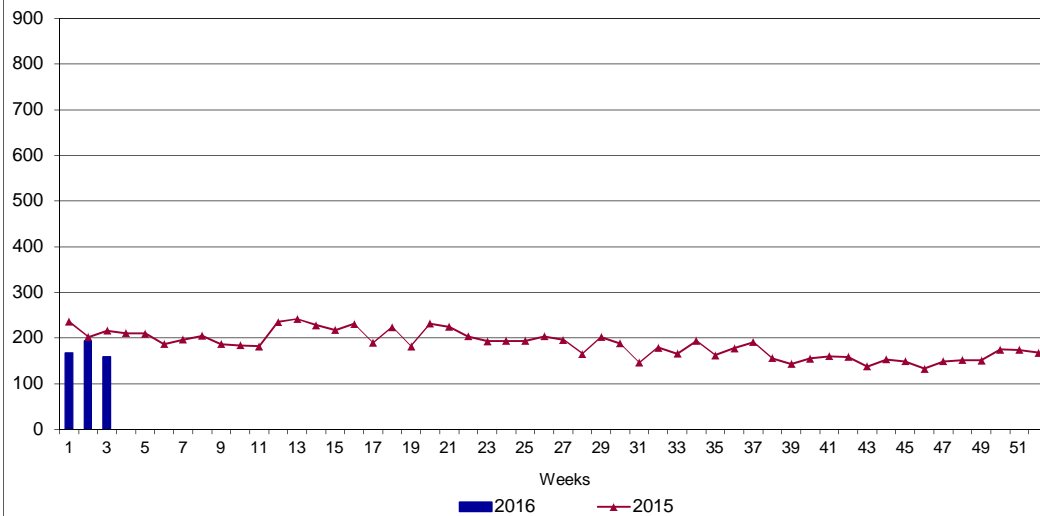
### UI Claims Comparison Year to Date



### UI Initial Claims 2014 - 2016



### UI Exhaustions 2015 - 2016



### TDI Claims Comparison Year to Date

