



## Rhode Island Department of Labor and Training

# *Weekly Update of Claims Activity*

*Week Ending: January 23, 2016*

### *Unemployment Insurance*

**Initial Claims** – 1,853 initial claims were processed during the week ending 1/23/16, a decrease of 423 from the previous week, and an increase of 33 from a year ago.

**Continued Claims** – 11,736 continued claims were processed during the week of 1/23/16, an increase of 61 from the previous week and a decrease of 2,023 from a year ago.

**Workshare** – gives employers an alternative to layoffs by allowing employees to work reduced hours and collect a percentage of regular UI benefits to compensate for lost pay. This week, 4 initial claims and 231 continued claims were processed. An estimated 1 layoff was prevented this week, as a result of Workshare.

**Exhaustions** – 143 individuals exhausted their regular payments this week, a decrease of 16 from the previous week and a decrease of 68 from a year ago.

### *Temporary Disability Insurance*

**Temporary Disability Insurance** – 703 initial claims and 5,929 continued claims were processed for Temporary Disability Insurance. The average weekly TDI payment is \$475 per week. Rhode Island is currently paying an average of 10.3 weeks per new claim. To date there have been 3,449 TDI initial claims filed.

**Temporary Caregiver Insurance** – Of the 703 TDI initial claims, 168 (23.9%) were TCI Claims. This week 309 TCI payments were issued totaling \$170,598. The average weekly TCI payment was \$552. Of the 3,449 TDI claims filed in 2016, 487 or 14.1% were TCI claims.

	Initial Claims			Continued Claims	TOTAL - Initial and Continued Claims			
	Total	New	Additional		Current Week	Previous Week	Year Ago	Two Years Ago
<b>Total - All programs*</b>	1,898	1,406	492	12,479	14,377	14,760	16,347	18,296
<b>UI Claims</b>	1,853	1,374	479	11,736	13,589	13,951	15,579	17,423
Change from:								
Previous Week	-423	-163	-260	61	-362			
Year Ago	33	30	3	-2,023	-1,990			
Two Years Ago	-58	193	-251	-3,776	-3,834			
<b>Interstate-Liable</b>	41	30	11	512	553	574	585	634
<b>Workshare</b>	4	2	2	231	235	235	183	239
<b>Workshare Equivalency</b>	1	0	1	60	61	57	41	75
<b>UI Exhaustions</b>	-	-	-	143	143	159	211	258
<b>TDI Claims (Includes TCI)</b>	703	535	168	5,929	6,632	7,633	7,703	6,459
Change from:								
Previous Week	-190	-162	-28	-811	-1,001			
Year Ago	28	16	12	-1,099	-1,071			

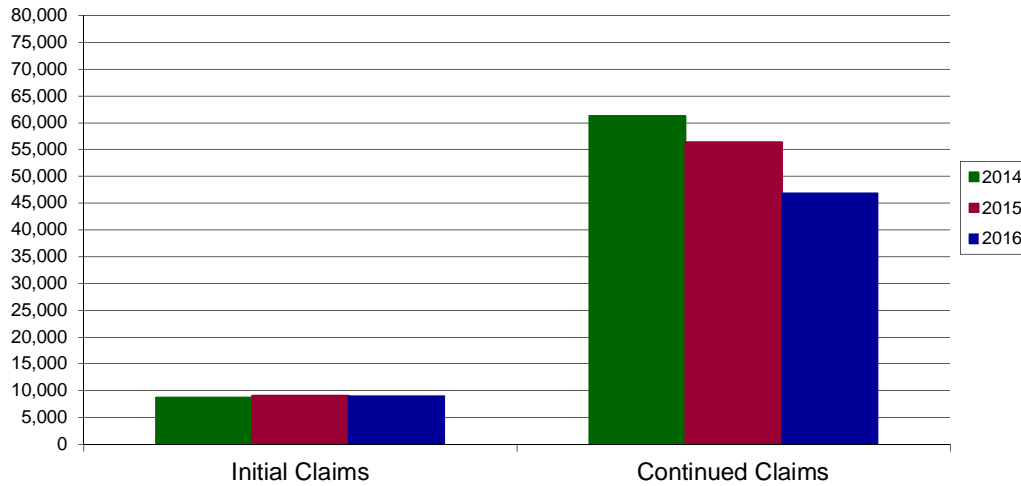
\* Includes UI, Workshare & Interstate Liable.

Equal Opportunity Employer / Program / Auxiliary aids and services available upon request to individuals with disabilities / TTY via RI Relay 711.

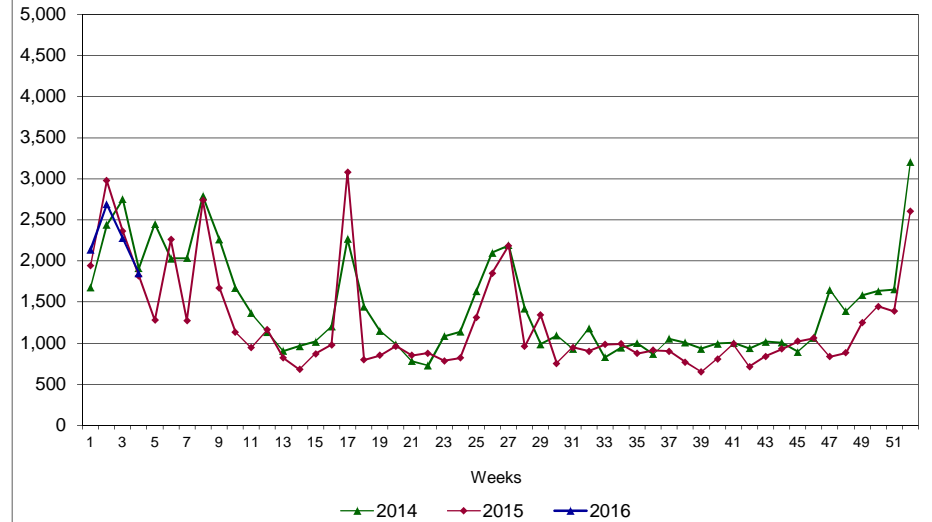
# Rhode Island Department of Labor and Training

## January 23, 2016

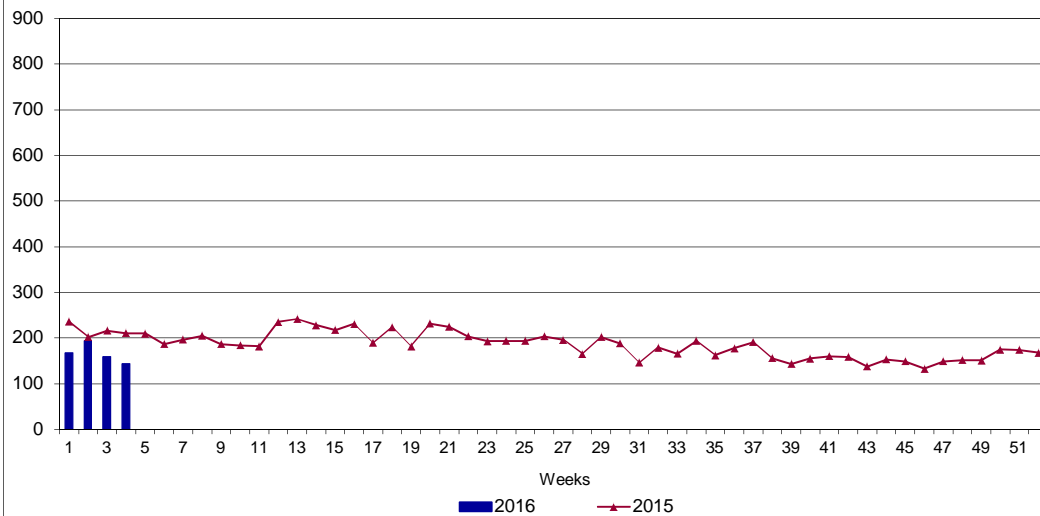
### UI Claims Comparison Year to Date



### UI Initial Claims 2014 - 2016



### UI Exhaustions 2015 - 2016



### TDI Claims Comparison Year to Date

