



Rhode Island Department of Labor and Training

Weekly Update of Claims Activity

Week Ending: January 30, 2016

Unemployment Insurance

Initial Claims – 1,380 initial claims were processed during the week ending 1/30/16, a decrease of 473 from the previous week, and an increase of 100 from a year ago.

Continued Claims – 12,331 continued claims were processed during the week of 1/30/16, an increase of 595 from the previous week and a decrease of 1,095 from a year ago.

Workshare – gives employers an alternative to layoffs by allowing employees to work reduced hours and collect a percentage of regular UI benefits to compensate for lost pay. This week, 4 initial claims and 218 continued claims were processed. An estimated 2 layoffs were prevented this week, as a result of Workshare.

Exhaustions – 158 individuals exhausted their regular payments this week, an increase of 15 from the previous week and a decrease of 52 from a year ago.

Temporary Disability Insurance

Temporary Disability Insurance – 827 initial claims and 8,203 continued claims were processed for Temporary Disability Insurance. The average weekly TDI payment is \$468 per week. Rhode Island is currently paying an average of 10.4 weeks per new claim. To date there have been 4,276 TDI initial claims filed.

Temporary Caregiver Insurance – Of the 827 TDI initial claims, 200 (24.2%) were TCI Claims. This week 434 TCI payments were issued totaling \$221,301. The average weekly TCI payment was \$510. Of the 4,276 TDI claims filed in 2016, 687 or 16.1% were TCI claims.

	Initial Claims			Continued Claims	TOTAL - Initial and Continued Claims			
	Total	New	Additional		Current Week	Previous Week	Year Ago	Two Years Ago
Total - All programs*	1,414	906	508	13,085	14,499	14,377	15,490	21,261
UI Claims	1,380	885	495	12,331	13,711	13,589	14,706	19,949
Change from:								
Previous Week	-473	-489	16	595	122			
Year Ago	100	85	15	-1,095	-995			
Two Years Ago	-1,073	-855	-218	-5,165	-6,238			
Interstate-Liable	30	21	9	536	566	553	556	718
Workshare	4	0	4	218	222	235	228	594
Workshare Equivalency	2	0	2	61	63	61	53	144
UI Exhaustions	-	-	-	158	158	143	210	253
TDI Claims (Includes TCI)	827	643	184	8,203	9,030	6,632	7,189	8,978
Change from:								
Previous Week	124	108	16	2,274	2,398			
Year Ago	29	11	18	1,812	1,841			

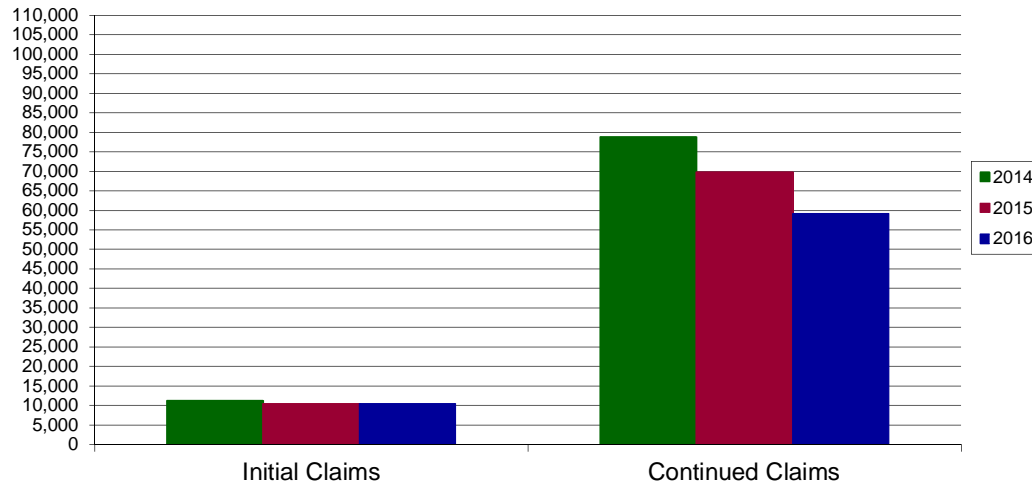
* Includes UI, Workshare & Interstate Liable.

Equal Opportunity Employer / Program / Auxiliary aids and services available upon request to individuals with disabilities / TTY via RI Relay 711.

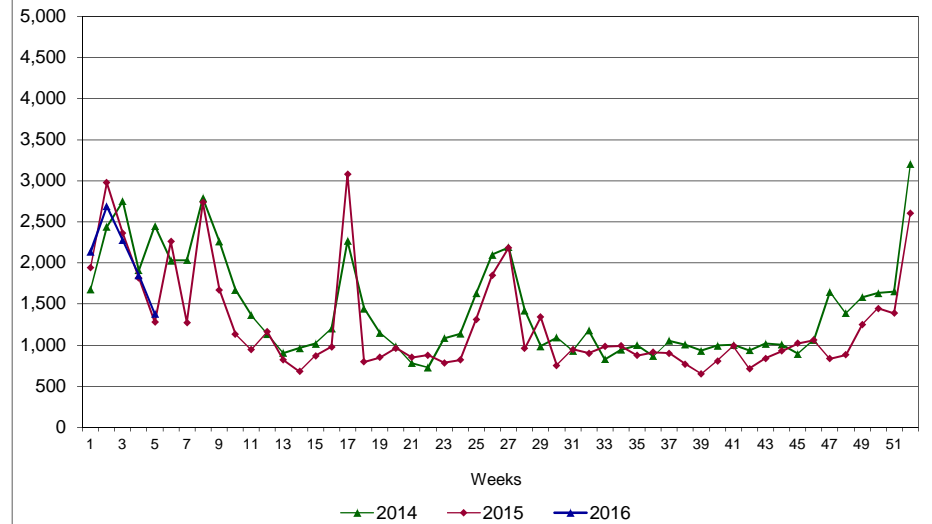
Rhode Island Department of Labor and Training

January 30, 2016

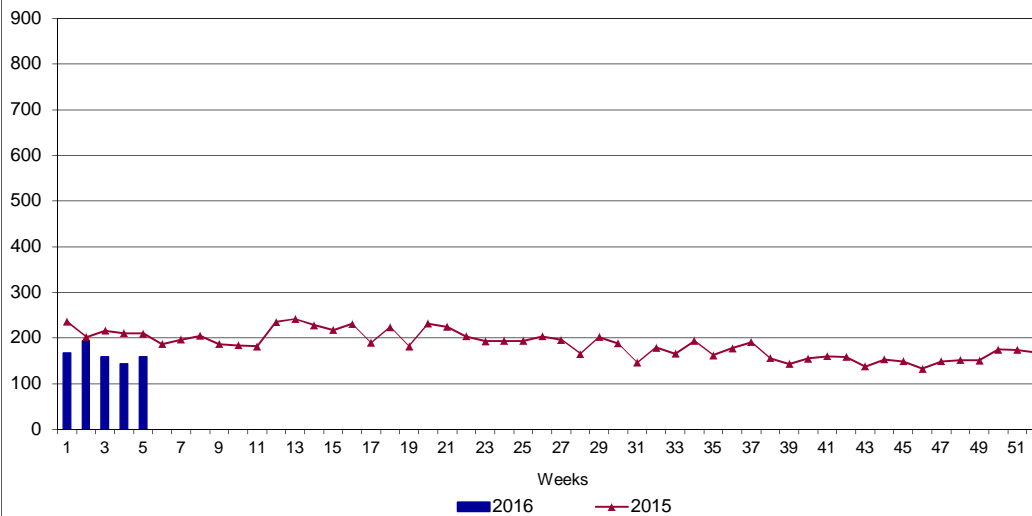
UI Claims Comparison Year to Date



UI Initial Claims 2014 - 2016



UI Exhaustions 2015 - 2016



TDI Claims Comparison Year to Date

