



Rhode Island Department of Labor and Training

Weekly Update of Claims Activity

Week Ending: February 6, 2016

Unemployment Insurance

Initial Claims – 2,168 initial claims were processed during the week ending 2/6/16, an increase of 788 from the previous week, and an increase of 91 from a year ago.

Continued Claims – 12,771 continued claims were processed during the week of 2/6/16, an increase of 440 from the previous week and a decrease of 1,460 from a year ago.

Workshare – gives employers an alternative to layoffs by allowing employees to work reduced hours and collect a percentage of regular UI benefits to compensate for lost pay. This week, 22 initial claims and 229 continued claims were processed. An estimated 5 layoffs were prevented this week, as a result of Workshare.

Exhaustions – 138 individuals exhausted their regular payments this week, a decrease of 20 from the previous week and a decrease of 49 from a year ago.

Temporary Disability Insurance

Temporary Disability Insurance – 1,186 initial claims and 8,000 continued claims were processed for Temporary Disability Insurance. The average weekly TDI payment is \$476 per week. Rhode Island is currently paying an average of 10.3 weeks per new claim. To date there have been 5,462 TDI initial claims filed.

Temporary Caregiver Insurance – Of the 1,186 TDI initial claims, 183 (15.4%) were TCI Claims. This week 539 TCI payments were issued totaling \$277,765. The average weekly TCI payment was \$515. Of the 5,462 TDI claims filed in 2016, 870 or 15.9% were TCI claims.

	<u>Initial Claims</u>			<u>Continued Claims</u>	<u>TOTAL - Initial and Continued Claims</u>			
	<u>Total</u>	<u>New</u>	<u>Additional</u>		<u>Current Week</u>	<u>Previous Week</u>	<u>Year Ago</u>	<u>Two Years Ago</u>
Total - All programs*	2,243	1,598	645	13,568	15,811	14,499	17,421	20,249
UI Claims	2,168	1,548	620	12,771	14,939	13,711	16,490	19,061
Change from:								
Previous Week	788	663	125	440	1,228			
Year Ago	-91	-8	-83	-1,460	-1,551			
Two Years Ago	136	87	49	-4,258	-4,122			
Interstate-Liable	53	29	24	568	621	566	608	733
Workshare	22	21	1	229	251	222	323	455
Workshare Equivalency	5	4	1	80	85	63	73	132
UI Exhaustions	-	-	-	138	138	158	187	282
TDI Claims (Includes TCI)	1,186	908	278	8,000	9,186	9,030	8,021	6,829
Change from:								
Previous Week	359	265	94	-203	156			
Year Ago	436	324	112	729	1,165			

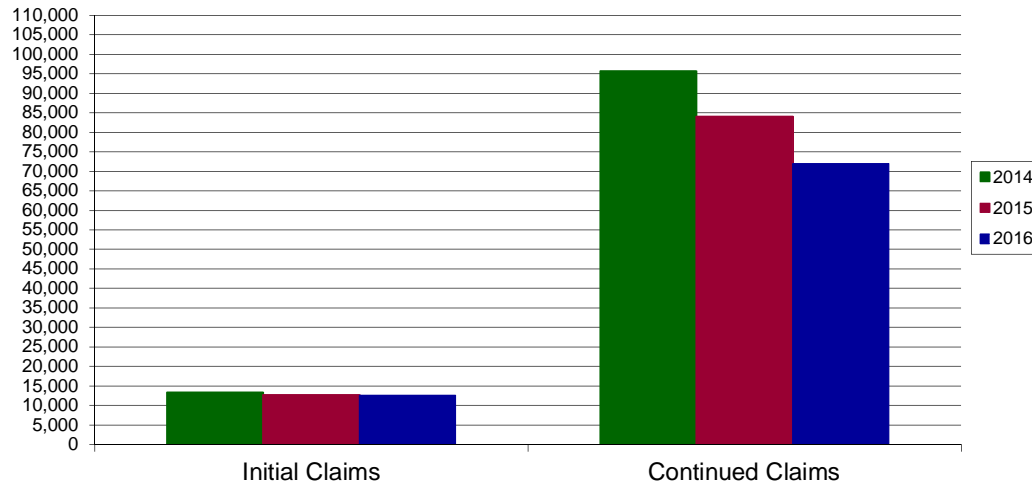
* Includes UI, Workshare & Interstate Liable.

Equal Opportunity Employer / Program / Auxiliary aids and services available upon request to individuals with disabilities / TTY via RI Relay 711.

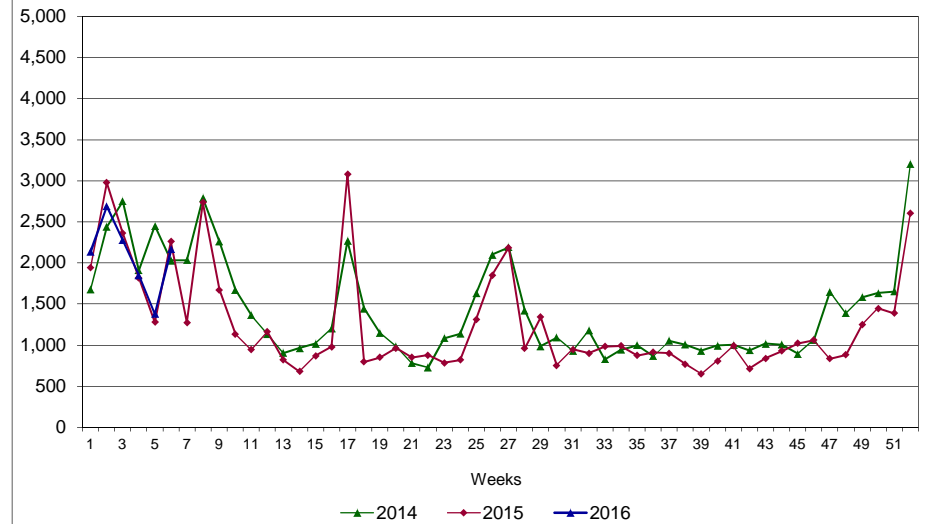
Rhode Island Department of Labor and Training

February 6, 2016

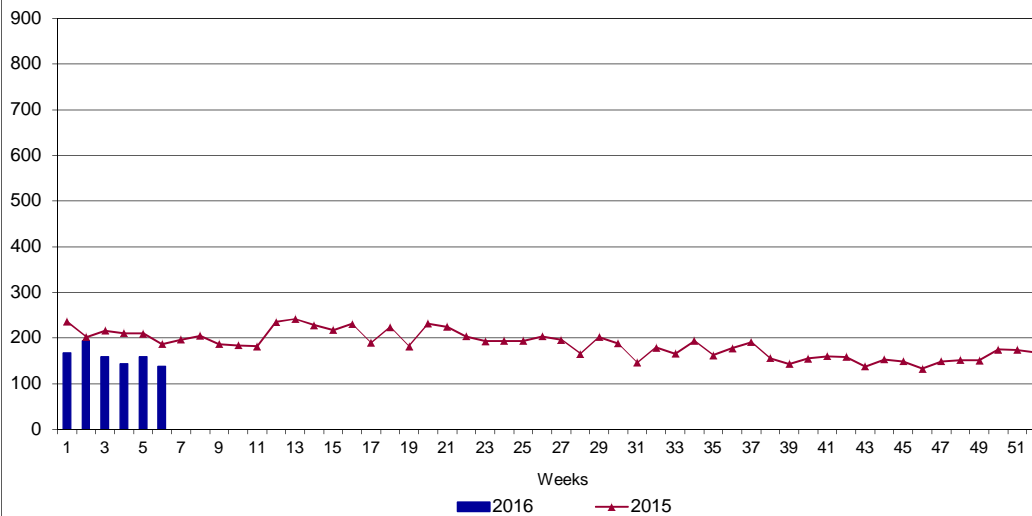
UI Claims Comparison Year to Date



UI Initial Claims 2014 - 2016



UI Exhaustions 2015 - 2016



TDI Claims Comparison Year to Date

