



Rhode Island Department of Labor and Training

Weekly Update of Claims Activity

Week Ending: February 13, 2016

Unemployment Insurance

Initial Claims – 1,363 initial claims were processed during the week ending 2/13/16, a decrease of 805 from the previous week, and an increase of 86 from a year ago. The number of initial claims filed to date is down 0.4 percent from last year and down 9.4 percent from two years ago.

Continued Claims – 13,200 continued claims were processed during the week of 2/13/16, an increase of 429 from the previous week and a decrease of 1,546 from a year ago. The number of continued claims filed to date is down 13.9 percent from last year and down 25.2 percent from two years ago.

Workshare – gives employers an alternative to layoffs by allowing employees to work reduced hours and collect a percentage of regular UI benefits to compensate for lost pay. This week, 15 initial claims and 208 continued claims were processed. An estimated 2 layoffs were prevented this week, as a result of Workshare.

Exhaustions – 144 individuals exhausted their regular payments this week, an increase of 6 from the previous week and a decrease of 53 from a year ago.

Temporary Disability Insurance

Temporary Disability Insurance – 733 initial claims and 6,679 continued claims were processed for Temporary Disability Insurance. The average weekly TDI payment is \$480 per week. Rhode Island is currently paying an average of 10.4 weeks per new claim. To date there have been 6,195 TDI initial claims filed.

Temporary Caregiver Insurance – Of the 733 TDI initial claims, 157 (21.4%) were TCI Claims. This week 314 TCI payments were issued totaling \$173,059. The average weekly TCI payment was \$551. Of the 6,195 TDI claims filed in 2016, 1,027 or 16.6% were TCI claims.

	<u>Initial Claims</u>			<u>Continued Claims</u>	<u>TOTAL - Initial and Continued Claims</u>			
	<u>Total</u>	<u>New</u>	<u>Additional</u>		<u>Current Week</u>	<u>Previous Week</u>	<u>Year Ago</u>	<u>Two Years Ago</u>
Total - All programs*	1,410	920	490	14,015	15,425	15,811	16,829	21,343
UI Claims	1,363	883	480	13,200	14,563	14,939	16,023	19,960
Change from:								
Previous Week	-805	-665	-140	429	-376			
Year Ago	86	108	-22	-1,546	-1,460			
Two Years Ago	-671	-439	-232	-4,726	-5,397			
Interstate-Liable	32	23	9	607	639	621	586	753
Workshare	15	14	1	208	223	251	220	630
Workshare Equivalency	2	2	0	52	54	85	58	151
UI Exhaustions	-	-	-	144	144	138	197	281
TDI Claims (Includes TCI)	733	567	166	6,679	7,412	9,186	8,135	8,012
Change from:								
Previous Week	-453	-341	-112	-1,321	-1,774			
Year Ago	-258	-198	-60	-465	-723			

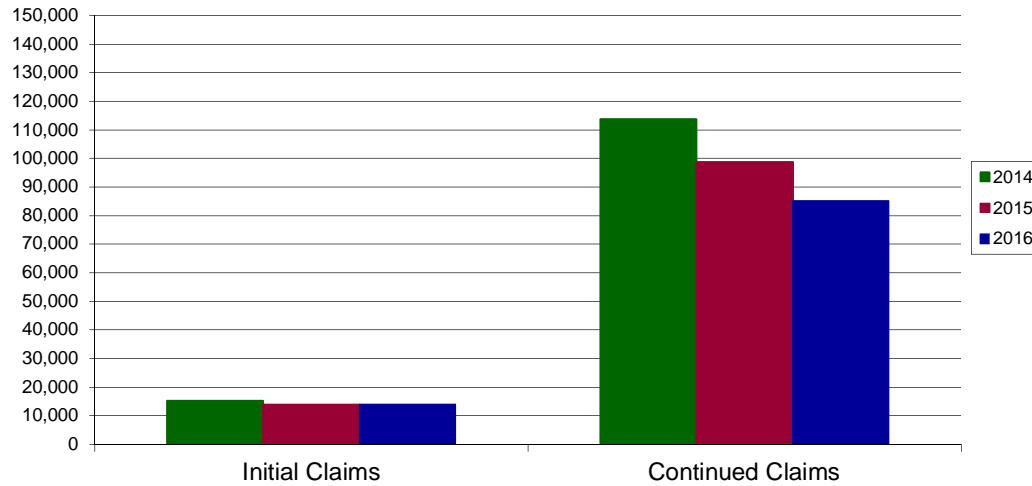
* Includes UI, Workshare & Interstate Liable.

Equal Opportunity Employer / Program / Auxiliary aids and services available upon request to individuals with disabilities / TTY via RI Relay 711.

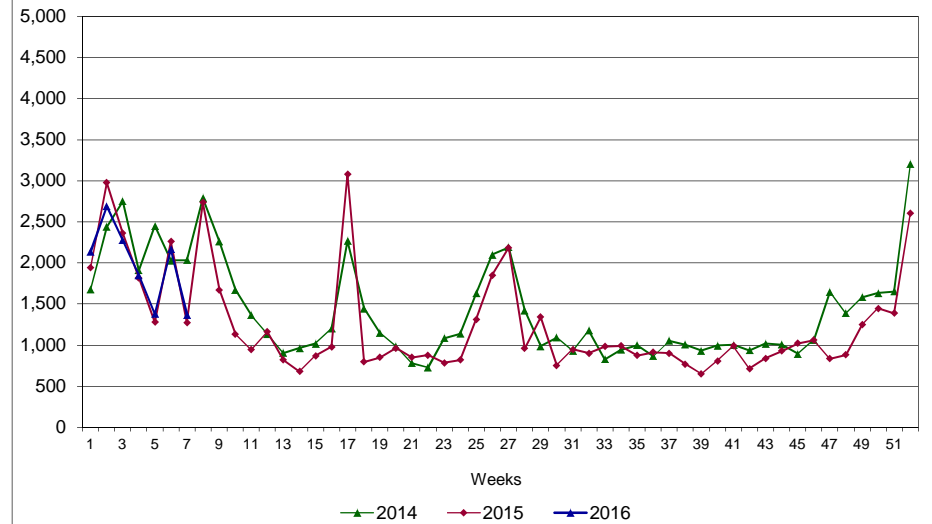
Rhode Island Department of Labor and Training

Februry 13, 2016

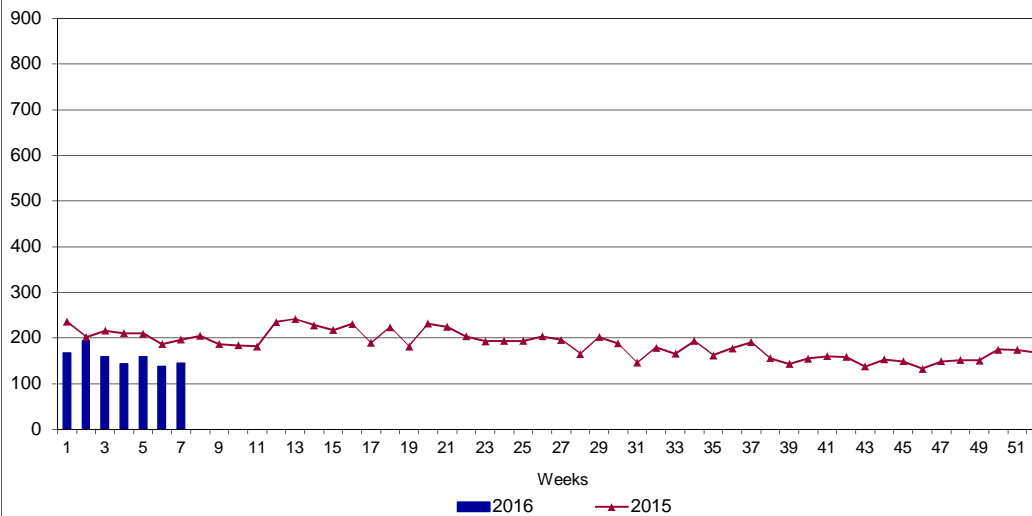
UI Claims Comparison Year to Date



UI Initial Claims 2014 - 2016



UI Exhaustions 2015 - 2016



TDI Claims Comparison Year to Date

