



Rhode Island Department of Labor and Training

Weekly Update of Claims Activity

Week Ending: February 20, 2016

Unemployment Insurance

Initial Claims – 2,110 initial claims were processed during the week ending 2/20/16, an increase of 747 from the previous week, and a decrease of 625 from a year ago. The number of initial claims filed to date is down 4.1 percent from last year and down 11.7 percent from two years ago.

Continued Claims – 13,152 continued claims were processed during the week of 2/20/16, a decrease of 48 from the previous week and a decrease of 1,566 from a year ago. The number of continued claims filed to date is down 13.5 percent from last year and down 24.9 percent from two years ago.

Workshare – gives employers an alternative to layoffs by allowing employees to work reduced hours and collect a percentage of regular UI benefits to compensate for lost pay. This week, 3 initial claims and 308 continued claims were processed. An estimated 1 layoff was prevented this week, as a result of Workshare.

Exhaustions – 165 individuals exhausted their regular payments this week, an increase of 21 from the previous week and a decrease of 40 from a year ago.

Temporary Disability Insurance

Temporary Disability Insurance – 882 initial claims and 7,336 continued claims were processed for Temporary Disability Insurance. The average weekly TDI payment is \$473 per week. Rhode Island is currently paying an average of 10.4 weeks per new claim. To date there have been 7,077 TDI initial claims filed.

Temporary Caregiver Insurance – Of the 882 TDI initial claims, 147 (16.7%) were TCI Claims. This week 324 TCI payments were issued totaling \$176,201. The average weekly TCI payment was \$544. Of the 7,077 TDI claims filed in 2016, 1,174 or 16.6% were TCI claims.

	Initial Claims			Continued Claims	TOTAL - Initial and Continued Claims			
	Total	New	Additional		Current Week	Previous Week	Year Ago	Two Years Ago
Total - All programs*	2,140	806	1,334	14,032	16,172	15,425	18,299	21,157
UI Claims	2,110	784	1,326	13,152	15,262	14,563	17,453	19,977
Change from:								
Previous Week	747	-99	846	-48	699			
Year Ago	-625	-218	-407	-1,566	-2,191			
Two Years Ago	-679	-390	-289	-4,036	-4,715			
Interstate-Liable	27	19	8	572	599	639	605	749
Workshare	3	3	0	308	311	223	241	431
Workshare Equivalency	1	1	0	96	97	54	57	109
UI Exhaustions	-	-	-	165	165	144	205	275
TDI Claims (Includes TCI)	882	684	198	7,336	8,218	7,412	7,403	7,881
Change from:								
Previous Week	149	117	32	657	806			
Year Ago	-153	-122	-31	968	815			

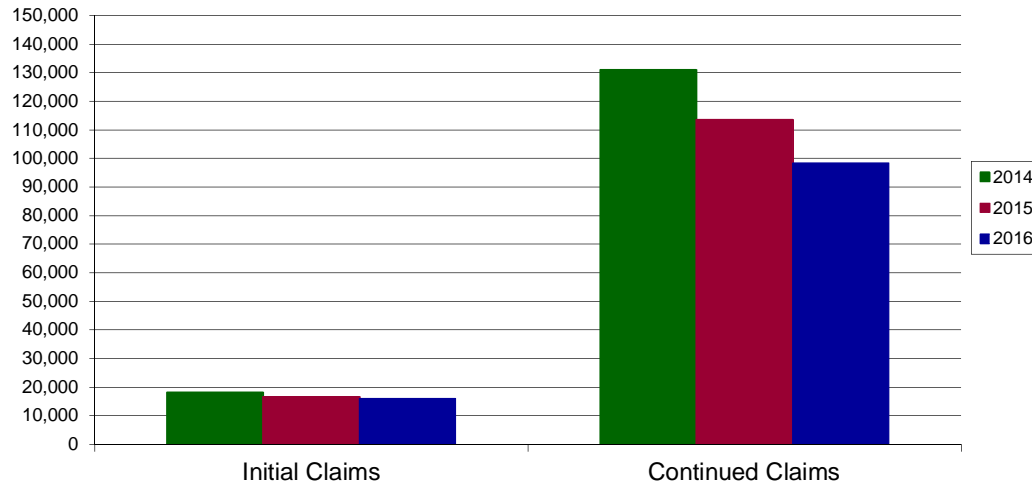
* Includes UI, Workshare & Interstate Liable.

Equal Opportunity Employer / Program / Auxiliary aids and services available upon request to individuals with disabilities / TTY via RI Relay 71

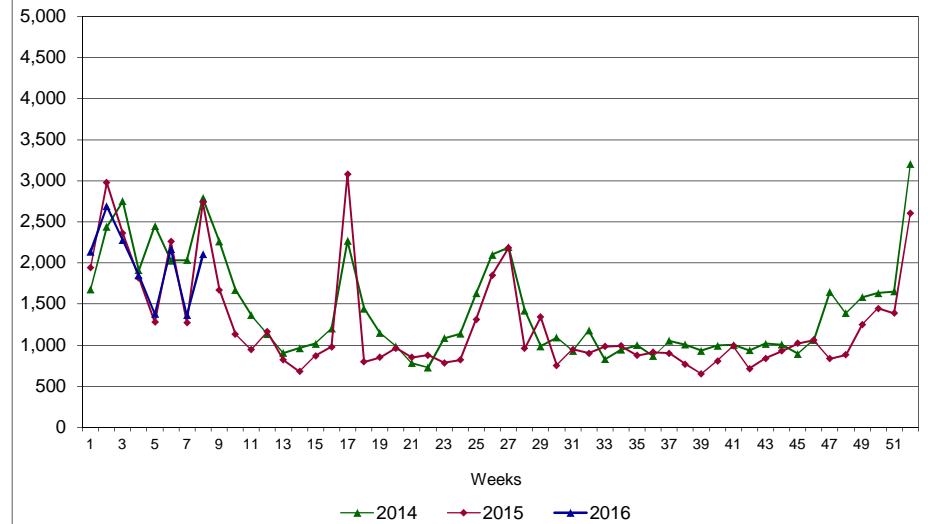
Rhode Island Department of Labor and Training

Februry 20, 2016

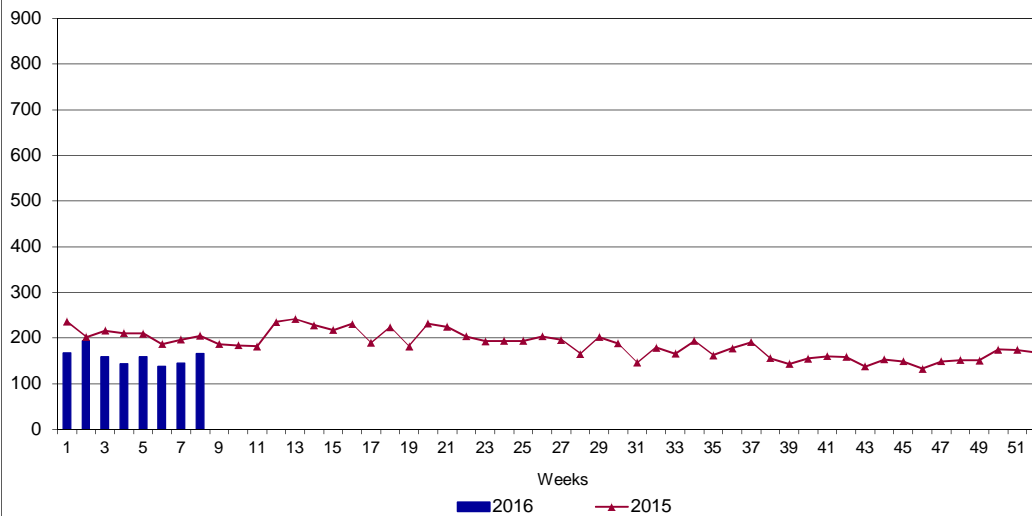
UI Claims Comparison Year to Date



UI Initial Claims 2014 - 2016



UI Exhaustions 2015 - 2016



TDI Claims Comparison Year to Date

