



Rhode Island Department of Labor and Training

Weekly Update of Claims Activity

Week Ending: February 27, 2016

Unemployment Insurance

Initial Claims – 1,282 initial claims were processed during the week ending 2/27/16, a decrease of 828 from the previous week, and a decrease of 392 from a year ago. The number of initial claims filed to date is down 5.9 percent from last year and down 15.2 percent from two years ago.

Continued Claims – 14,765 continued claims were processed during the week of 2/27/16, an increase of 1,613 from the previous week and a decrease of 2,048 from a year ago. The number of continued claims filed to date is down 13.3 percent from last year and down 24.5 percent from two years ago.

Workshare – gives employers an alternative to layoffs by allowing employees to work reduced hours and collect a percentage of regular UI benefits to compensate for lost pay. This week, 14 initial claims and 184 continued claims were processed. An estimated 3 layoffs were prevented this week, as a result of Workshare.

Exhaustions – 143 individuals exhausted their regular payments this week, a decrease of 22 from the previous week and a decrease of 44 from a year ago.

Temporary Disability Insurance

Temporary Disability Insurance – 1,023 initial claims and 6,900 continued claims were processed for Temporary Disability Insurance. The average weekly TDI payment is \$469 per week. Rhode Island is currently paying an average of 10.3 weeks per new claim. To date there have been 8,100 TDI initial claims filed.

Temporary Caregiver Insurance – Of the 1,023 TDI initial claims, 193 (18.9%) were TCI Claims. This week 374 TCI payments were issued totaling \$200,128. The average weekly TCI payment was \$535. Of the 8,100 TDI claims filed in 2016, 1,367 or 16.9% were TCI claims.

	Initial Claims			Continued Claims	TOTAL - Initial and Continued Claims			
	Total	New	Additional		Current Week	Previous Week	Year Ago	Two Years Ago
Total - All programs*	1,322	829	493	15,565	16,887	16,172	19,305	22,221
UI Claims	1,282	802	480	14,765	16,047	15,262	18,487	21,072
Change from:								
Previous Week	-828	18	-846	1,613	785			
Year Ago	-392	-307	-85	-2,048	-2,440			
Two Years Ago	-979	-485	-494	-4,046	-5,025			
Interstate-Liable	26	14	12	616	642	599	585	759
Workshare	14	13	1	184	198	311	233	390
Workshare Equivalency	3	3	0	50	53	97	60	104
UI Exhaustions	-	-	-	143	143	165	187	279
TDI Claims (Includes TCI)	1,023	778	245	6,900	7,923	8,218	8,306	8,053
Change from:								
Previous Week	141	94	47	-436	-295			
Year Ago	397	303	94	-780	-383			

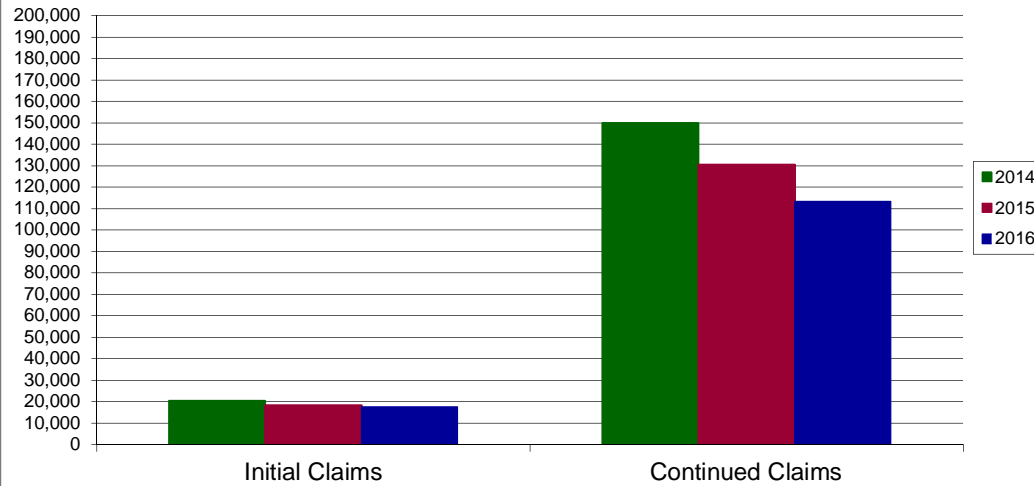
* Includes UI, Workshare & Interstate Liable.

Equal Opportunity Employer / Program / Auxiliary aids and services available upon request to individuals with disabilities / TTY via RI Relay 711.

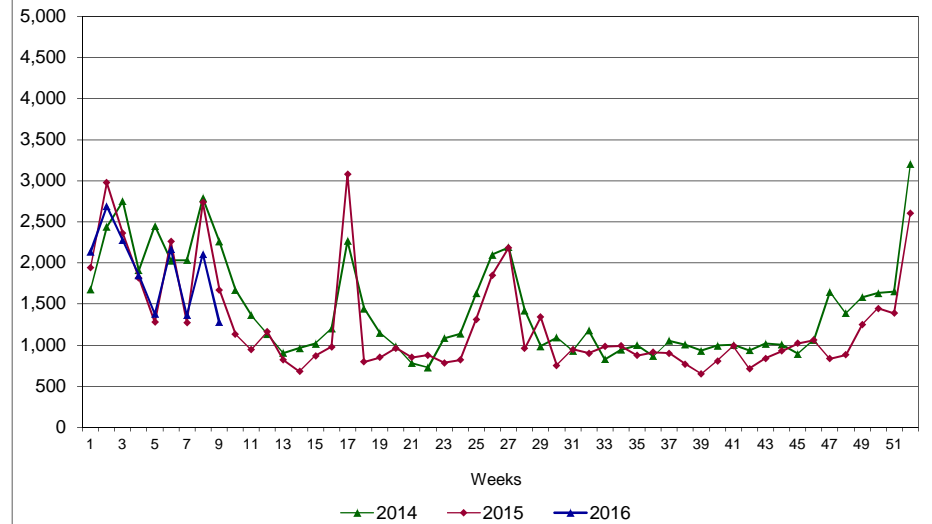
Rhode Island Department of Labor and Training

Februry 27, 2016

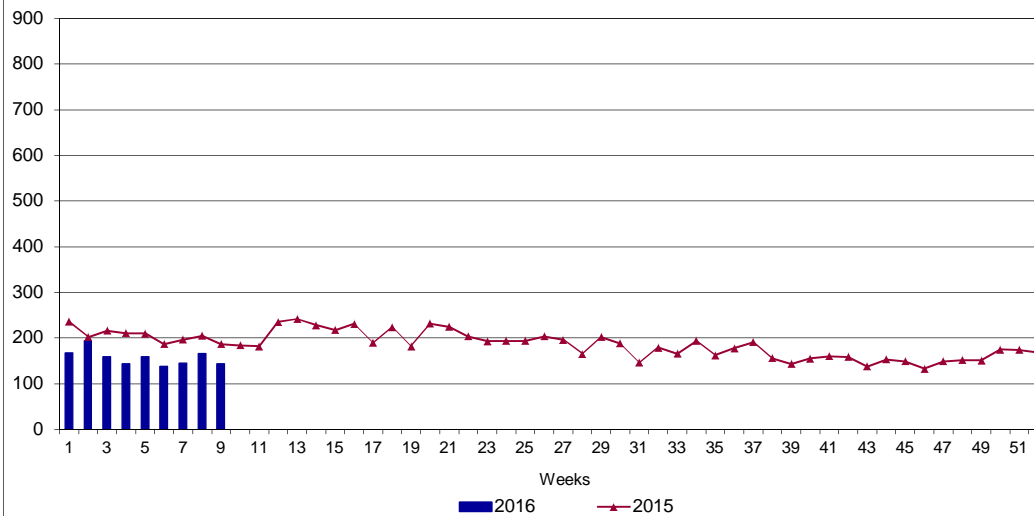
UI Claims Comparison Year to Date



UI Initial Claims 2014 - 2016



UI Exhaustions 2015 - 2016



TDI Claims Comparison Year to Date

