



Rhode Island Department of Labor and Training

Weekly Update of Claims Activity

Week Ending: March 12, 2016

Unemployment Insurance

Initial Claims – 844 initial claims were processed during the week ending 3/12/16, a decrease of 41 from the previous week, and a decrease of 102 from a year ago. The number of initial claims filed to date is down 7.0 percent from last year and down 18.8 percent from two years ago.

Continued Claims – 12,560 continued claims were processed during the week of 3/12/16, a decrease of 366 from the previous week and a decrease of 1,767 from a year ago. The number of continued claims filed to date is down 13.2 percent from last year and down 24.6 percent from two years ago.

Workshare – gives employers an alternative to layoffs by allowing employees to work reduced hours and collect a percentage of regular UI benefits to compensate for lost pay. This week, there were not any initial claims and 193 continued claims were processed.

Exhaustions – 201 individuals exhausted their regular payments this week, an increase of 52 from the previous week and an increase of 19 from a year ago.

Temporary Disability Insurance

Temporary Disability Insurance – 1,145 initial claims and 7,791 continued claims were processed for Temporary Disability Insurance. The average weekly TDI payment is \$465 per week. Rhode Island is currently paying an average of 10.3 weeks per new claim. To date there have been 10,313 TDI initial claims filed.

Temporary Caregiver Insurance – Of the 1,145 TDI initial claims, 185 (16.2%) were TCI Claims. This week 412 TCI payments were issued totaling \$222,703. The average weekly TCI payment was \$541. Of the 10,313 TDI claims filed in 2016, 1,739 or 16.9% were TCI claims.

	Initial Claims			Continued Claims	TOTAL - Initial and Continued Claims			
	Total	New	Additional		Current Week	Previous Week	Year Ago	Two Years Ago
Total - All programs*	866	564	302	13,308	14,174	14,722	16,109	19,350
UI Claims	844	550	294	12,560	13,404	13,811	15,273	18,154
Change from:								
Previous Week	-41	-28	-13	-366	-407			
Year Ago	-102	25	-127	-1,767	-1,869			
Two Years Ago	-521	-306	-215	-4,229	-4,750			
Interstate-Liable	22	14	8	555	577	593	574	736
Workshare	0	0	0	193	193	318	262	460
Workshare Equivalency	0	0	0	52	52	99	70	161
UI Exhaustions	-	-	-	201	201	149	182	320
TDI Claims (Includes TCI)	1,145	878	267	7,791	8,936	8,487	8,094	7,766
Change from:								
Previous Week	77	11	66	372	449			
Year Ago	240	176	64	602	842			

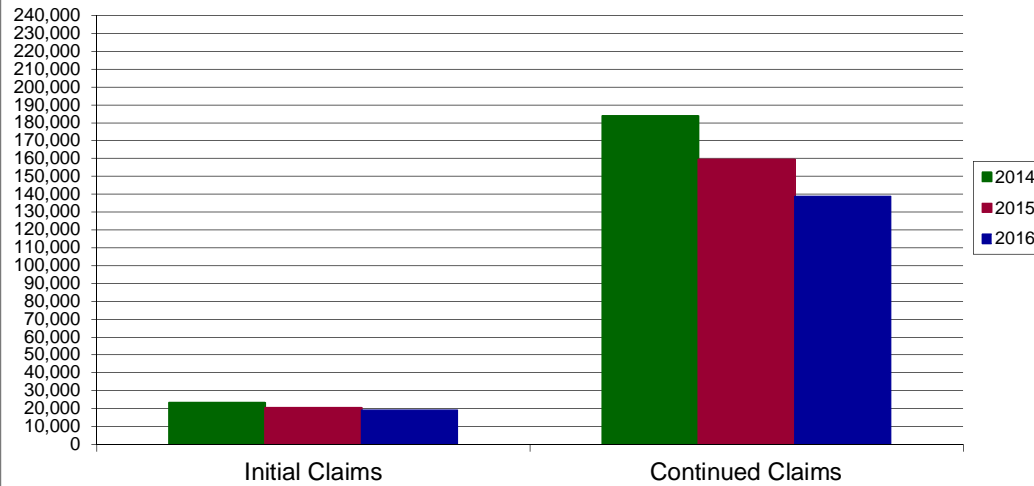
* Includes UI, Workshare & Interstate Liable.

Equal Opportunity Employer / Program / Auxiliary aids and services available upon request to individuals with disabilities / TTY via RI Relay 71

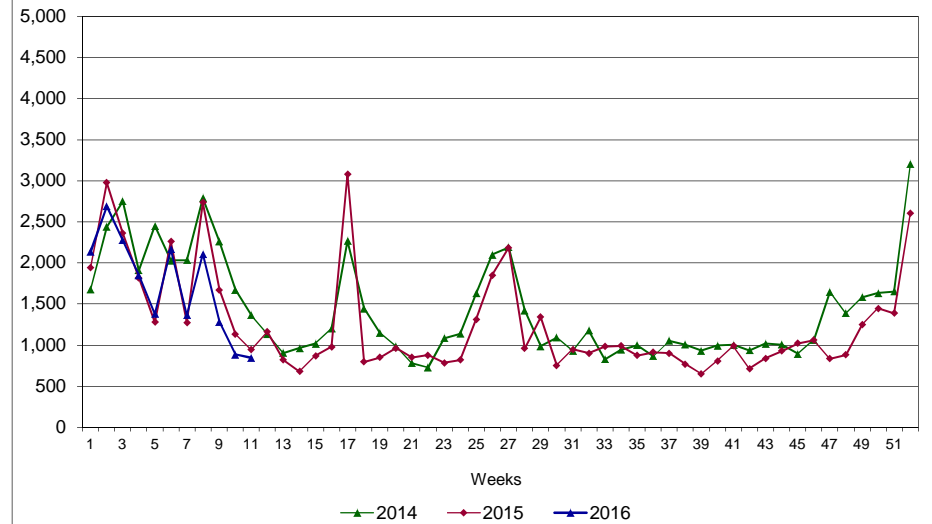
Rhode Island Department of Labor and Training

March 12, 2016

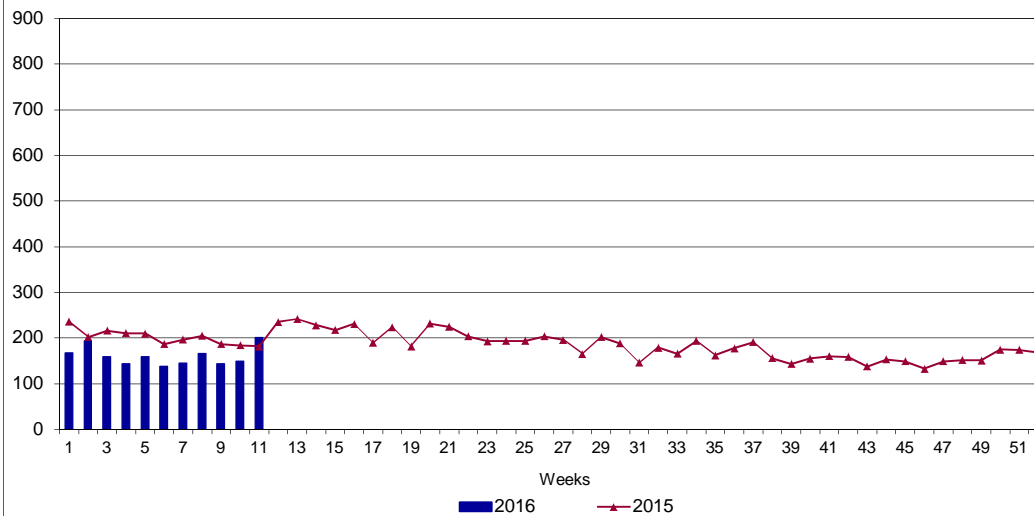
UI Claims Comparison Year to Date



UI Initial Claims 2014 - 2016



UI Exhaustions 2015 - 2016



TDI Claims Comparison Year to Date

