



Rhode Island Department of Labor and Training

Weekly Update of Claims Activity

Week Ending: March 19, 2016

Unemployment Insurance

Initial Claims – 789 initial claims were processed during the week ending 3/19/16, a decrease of 55 from the previous week, and a decrease of 372 from a year ago. The number of initial claims filed to date is down 8.3 percent from last year and down 19.4 percent from two years ago.

Continued Claims – 12,098 continued claims were processed during the week of 3/19/16, a decrease of 462 from the previous week and a decrease of 2,039 from a year ago. The number of continued claims filed to date is down 13.3 percent from last year and down 24.6 percent from two years ago.

Workshare – gives employers an alternative to layoffs by allowing employees to work reduced hours and collect a percentage of regular UI benefits to compensate for lost pay. This week, 15 initial claims and 248 continued claims were processed. An estimated 5 layoffs were prevented this week, as a result of Workshare.

Exhaustions – 179 individuals exhausted their regular payments this week, a decrease of 22 from the previous week and an increase of 56 from a year ago.

Temporary Disability Insurance

Temporary Disability Insurance – 942 initial claims and 6,834 continued claims were processed for Temporary Disability Insurance. The average weekly TDI payment is \$474 per week. Rhode Island is currently paying an average of 10.2 weeks per new claim. To date there have been 11,255 TDI initial claims filed.

Temporary Caregiver Insurance – Of the 942 TDI initial claims, 172 (18.3%) were TCI Claims. This week 354 TCI payments were issued totaling \$185,380. The average weekly TCI payment was \$524. Of the 11,255 TDI claims filed in 2016, 1,911 or 17.0% were TCI claims.

	Initial Claims			Continued Claims	TOTAL - Initial and Continued Claims			
	Total	New	Additional		Current Week	Previous Week	Year Ago	Two Years Ago
Total - All programs*	831	489	342	12,872	13,703	14,174	16,127	18,364
UI Claims	789	457	332	12,098	12,887	13,404	15,298	17,229
Change from:								
Previous Week	-55	-93	38	-462	-517			
Year Ago	-372	-275	-97	-2,039	-2,411			
Two Years Ago	-347	-291	-56	-3,995	-4,342			
Interstate-Liable	27	17	10	526	553	577	581	734
Workshare	15	15	0	248	263	193	248	401
Workshare Equivalency	5	5	0	91	96	52	57	161
UI Exhaustions	-	-	-	179	179	201	235	328
TDI Claims (Includes TCI)	942	718	224	6,834	7,776	8,936	8,255	8,253
Change from:								
Previous Week	-203	-160	-43	-957	-1,160			
Year Ago	244	183	61	-723	-479			

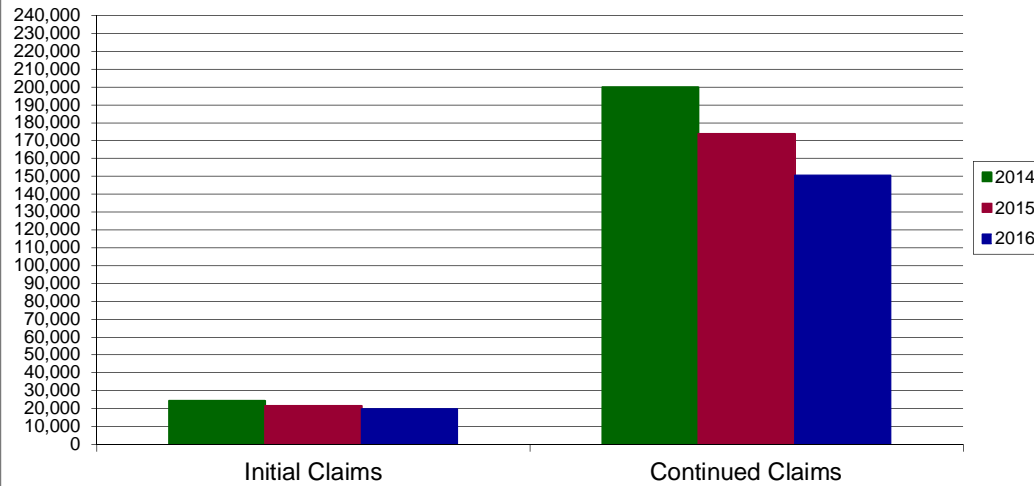
* Includes UI, Workshare & Interstate Liable.

Equal Opportunity Employer / Program / Auxiliary aids and services available upon request to individuals with disabilities / TTY via RI Relay 711.

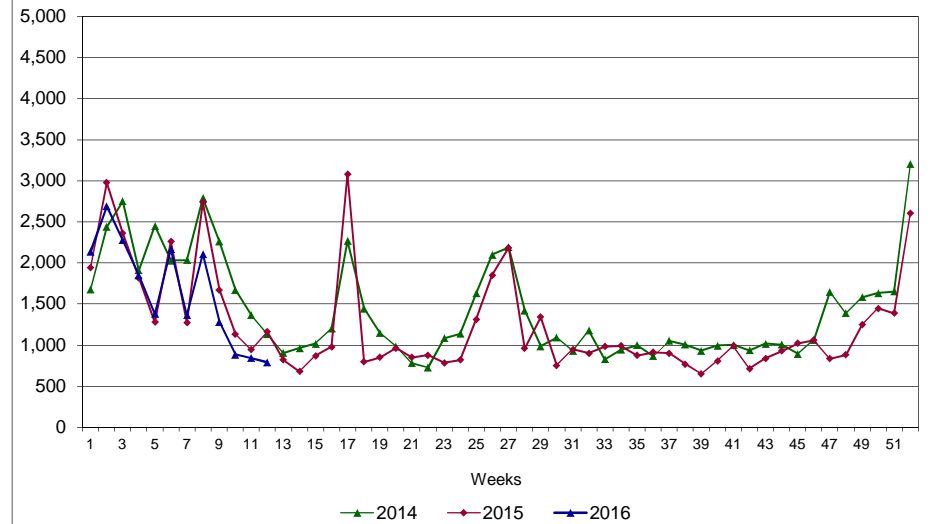
Rhode Island Department of Labor and Training

March 19, 2016

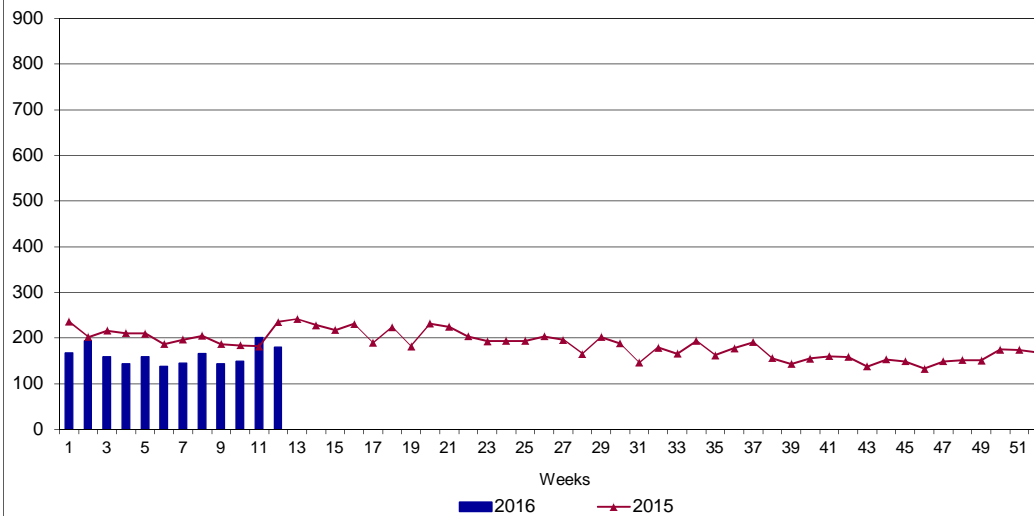
UI Claims Comparison Year to Date



UI Initial Claims 2014 - 2016



UI Exhaustions 2015 - 2016



TDI Claims Comparison Year to Date

