



Rhode Island Department of Labor and Training

Weekly Update of Claims Activity

Week Ending: March 26, 2016

Unemployment Insurance

Initial Claims – 903 initial claims were processed during the week ending 3/26/16, an increase of 114 from the previous week, and an increase of 82 from a year ago. The number of initial claims filed to date is down 7.7 percent from last year and down 18.7 percent from two years ago.

Continued Claims – 11,648 continued claims were processed during the week of 3/26/16, a decrease of 450 from the previous week and a decrease of 1,915 from a year ago. The number of continued claims filed to date is down 13.4 percent from last year and down 24.6 percent from two years ago.

Workshare – gives employers an alternative to layoffs by allowing employees to work reduced hours and collect a percentage of regular UI benefits to compensate for lost pay. This week, 17 initial claims and 220 continued claims were processed. An estimated 5 layoffs were prevented this week, as a result of Workshare.

Exhaustions – 189 individuals exhausted their regular payments this week, an increase of 10 from the previous week and a decrease of 53 from a year ago.

Temporary Disability Insurance

Temporary Disability Insurance – 854 initial claims and 6,403 continued claims were processed for Temporary Disability Insurance. The average weekly TDI payment is \$478 per week. Rhode Island is currently paying an average of 10.2 weeks per new claim. To date there have been 12,109 TDI initial claims filed.

Temporary Caregiver Insurance – Of the 854 TDI initial claims, 178 (20.8%) were TCI Claims. This week 306 TCI payments were issued totaling \$153,940. The average weekly TCI payment was \$503. Of the 12,109 TDI claims filed in 2016, 2,089 or 17.3% were TCI claims.

	Initial Claims			Continued Claims	TOTAL - Initial and Continued Claims			
	Total	New	Additional		Current Week	Previous Week	Year Ago	Two Years Ago
Total - All programs*	943	530	413	12,389	13,332	13,703	15,197	17,674
UI Claims	903	500	403	11,648	12,551	12,887	14,384	16,288
Change from:								
Previous Week	114	43	71	-450	-336			
Year Ago	82	10	72	-1,915	-1,833			
Two Years Ago	-1	-44	43	-3,736	-3,737			
Interstate-Liable	23	13	10	521	544	553	550	697
Workshare	17	17	0	220	237	263	263	689
Workshare Equivalency	5	5	0	59	64	96	66	162
UI Exhaustions	-	-	-	189	189	179	242	324
TDI Claims (Includes TCI)	854	638	216	6,403	7,257	7,776	8,599	8,205
Change from:								
Previous Week	-88	-80	-8	-431	-519			
Year Ago	-72	-75	3	-1,270	-1,342			

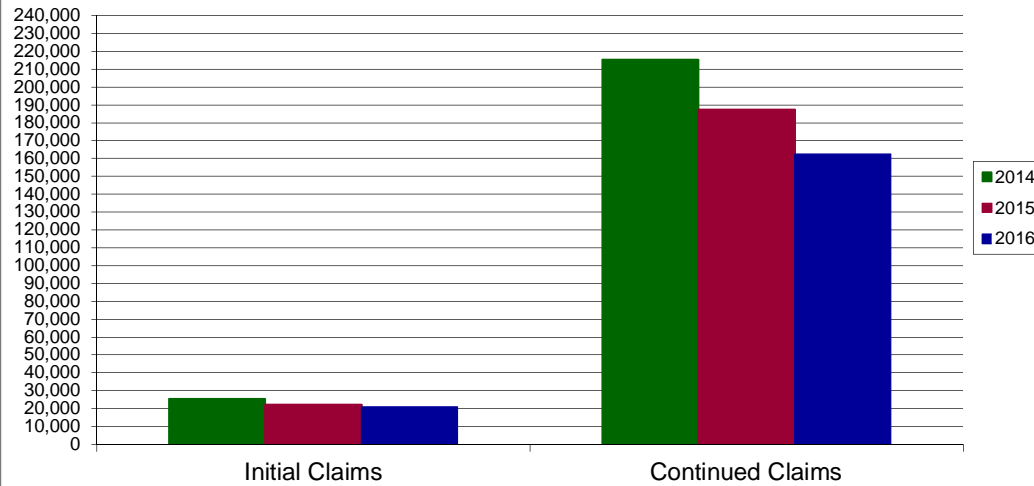
* Includes UI, Workshare & Interstate Liable.

Equal Opportunity Employer / Program / Auxiliary aids and services available upon request to individuals with disabilities / TTY via RI Relay 711.

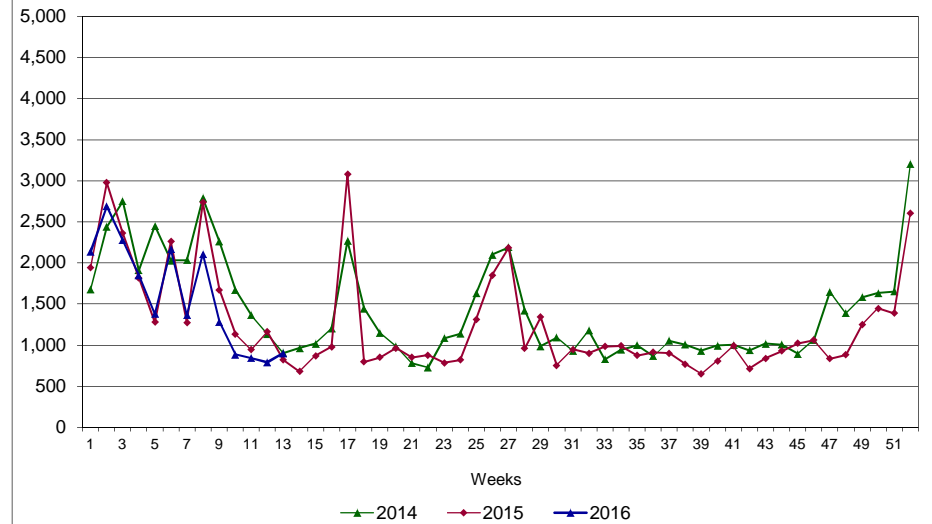
Rhode Island Department of Labor and Training

March 26, 2016

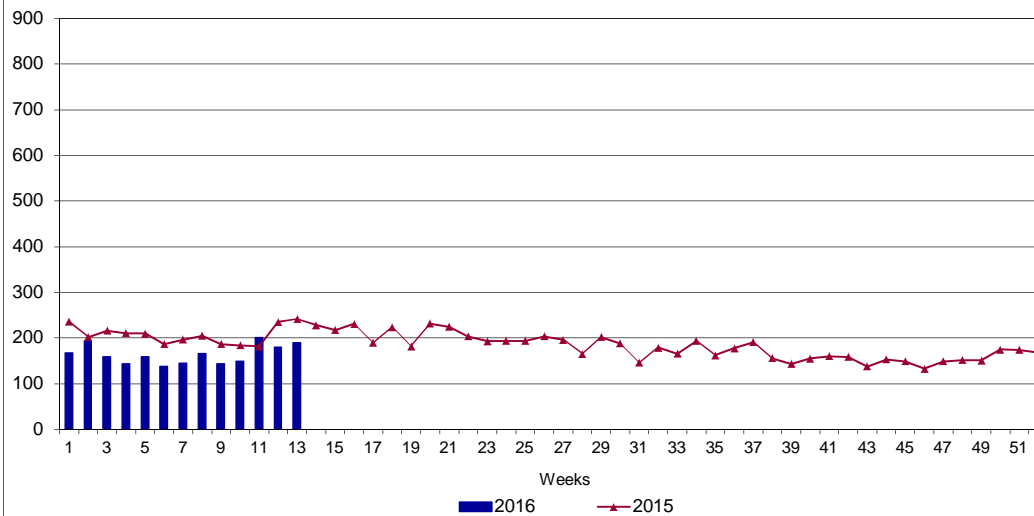
UI Claims Comparison Year to Date



UI Initial Claims 2014 - 2016



UI Exhaustions 2015 - 2016



TDI Claims Comparison Year to Date

