



Rhode Island Department of Labor and Training

Weekly Update of Claims Activity

Week Ending: April 2, 2016

Unemployment Insurance

Initial Claims – 818 initial claims were processed during the week ending 4/2/16, a decrease of 85 from the previous week, and an increase of 137 from a year ago. The number of initial claims filed to date is down 6.8 percent from last year and down 18.5 percent from two years ago.

Continued Claims – 11,124 continued claims were processed during the week of 4/2/16, a decrease of 524 from the previous week and a decrease of 1,821 from a year ago. The number of continued claims filed to date is down 13.4 percent from last year and down 24.6 percent from two years ago.

Workshare – gives employers an alternative to layoffs by allowing employees to work reduced hours and collect a percentage of regular UI benefits to compensate for lost pay. This week, 24 initial claims and 274 continued claims were processed. An estimated 6 layoffs were prevented this week, as a result of Workshare.

Exhaustions – 169 individuals exhausted their regular payments this week, a decrease of 20 from the previous week and a decrease of 59 from a year ago.

Temporary Disability Insurance

Temporary Disability Insurance – 876 initial claims and 8,138 continued claims were processed for Temporary Disability Insurance. The average weekly TDI payment is \$478 per week. Rhode Island is currently paying an average of 10.3 weeks per new claim. To date there have been 12,985 TDI initial claims filed.

Temporary Caregiver Insurance – Of the 876 TDI initial claims, 226 (25.8%) were TCI Claims. This week 456 TCI payments were issued totaling \$232,177. The average weekly TCI payment was \$509. Of the 12,985 TDI claims filed in 2016, 2,315 or 17.8% were TCI claims.

	Initial Claims			Continued Claims	TOTAL - Initial and Continued Claims			
	Total	New	Additional		Current Week	Previous Week	Year Ago	Two Years Ago
Total - All programs*	861	580	281	11,892	12,753	13,332	14,418	16,365
UI Claims	818	546	272	11,124	11,942	12,551	13,626	15,532
Change from:								
Previous Week	-85	46	-131	-524	-609			
Year Ago	137	147	-10	-1,821	-1,684			
Two Years Ago	-144	-72	-72	-3,446	-3,590			
Interstate-Liable	19	13	6	494	513	544	536	631
Workshare	24	21	3	274	298	237	256	202
Workshare Equivalency	6	5	1	107	113	64	61	55
UI Exhaustions	-	-	-	169	169	189	228	340
TDI Claims (Includes TCI)	876	660	216	8,138	9,014	7,257	7,832	7,690
Change from:								
Previous Week	22	22	0	1,735	1,757			
Year Ago	-92	-81	-11	1,274	1,182			

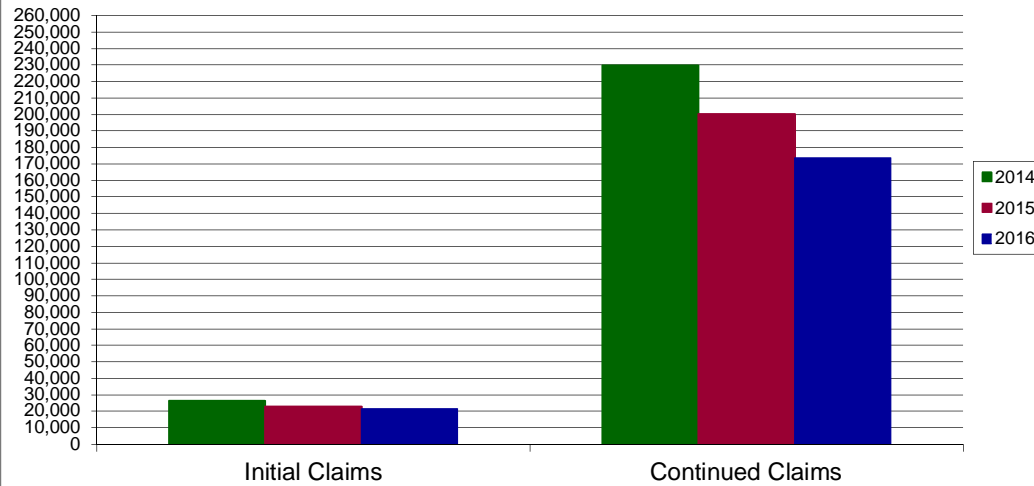
* Includes UI, Workshare & Interstate Liable.

Equal Opportunity Employer / Program / Auxiliary aids and services available upon request to individuals with disabilities / TTY via RI Relay 711.

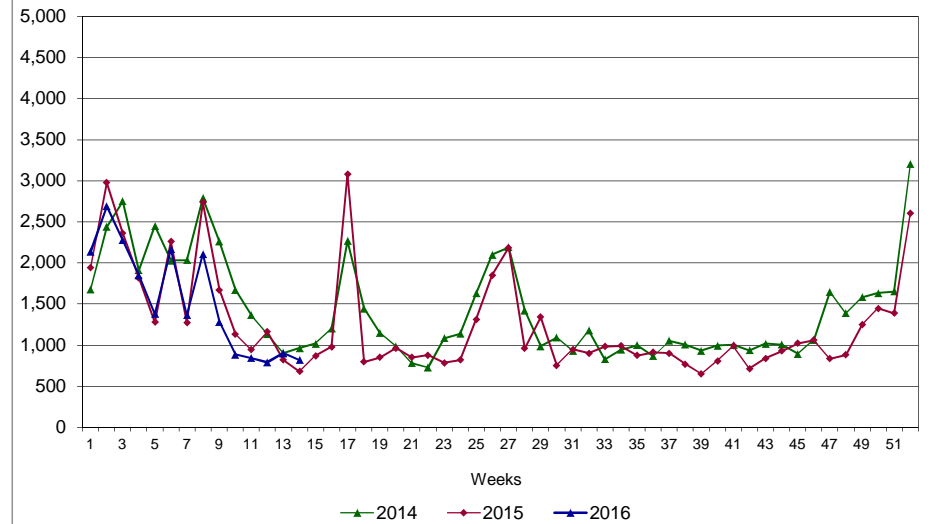
Rhode Island Department of Labor and Training

April 4, 2016

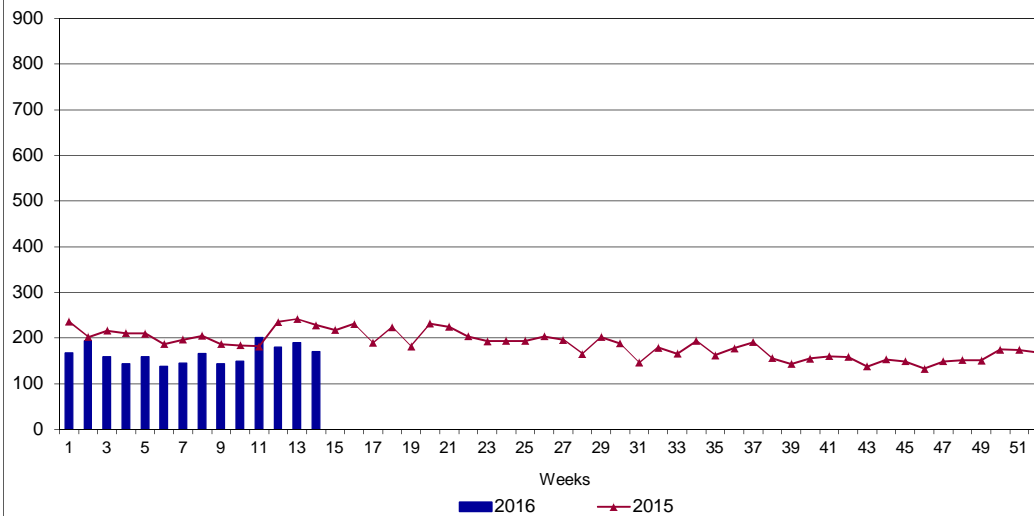
UI Claims Comparison Year to Date



UI Initial Claims 2014 - 2016



UI Exhaustions 2015 - 2016



TDI Claims Comparison Year to Date

