



Rhode Island Department of Labor and Training

Weekly Update of Claims Activity

Week Ending: April 16, 2016

Unemployment Insurance

Initial Claims – 1,054 initial claims were processed during the week ending 4/16/16, an increase of 8 from the previous week, and an increase of 74 from a year ago. The number of initial claims filed to date is down 5.3 percent from last year and down 17.5 percent from two years ago.

Continued Claims – 9,869 continued claims were processed during the week of 4/16/16, a decrease of 436 from the previous week and a decrease of 1,083 from a year ago. The number of continued claims filed to date is down 13.2 percent from last year and down 24.2 percent from two years ago.

Workshare – gives employers an alternative to layoffs by allowing employees to work reduced hours and collect a percentage of regular UI benefits to compensate for lost pay. This week, 3 initial claims and 358 continued claims were processed. An estimated 1 layoff was prevented this week, as a result of Workshare.

Exhaustions – 204 individuals exhausted their regular payments this week, an increase of 10 from the previous week and a decrease of 27 from a year ago.

Temporary Disability Insurance

Temporary Disability Insurance – 1,143 initial claims and 7,257 continued claims were processed for Temporary Disability Insurance. The average weekly TDI payment is \$469 per week. Rhode Island is currently paying an average of 10.2 weeks per new claim. To date there have been 15,017 TDI initial claims filed.

Temporary Caregiver Insurance – Of the 1,143 TDI initial claims, 166 (14.5%) were TCI Claims. This week 366 TCI payments were issued totaling \$189,735. The average weekly TCI payment was \$518. Of the 15,017 TDI claims filed in 2016, 2,676 or 17.8% were TCI claims.

	Initial Claims			Continued Claims	TOTAL - Initial and Continued Claims			
	Total	New	Additional		Current Week	Previous Week	Year Ago	Two Years Ago
Total - All programs*	1,111	684	427	10,691	11,802	12,257	12,663	14,274
UI Claims	1,054	643	411	9,869	10,923	11,351	11,932	13,445
Change from:								
Previous Week	8	10	-2	-436	-428			
Year Ago	74	58	16	-1,083	-1,009			
Two Years Ago	-147	74	-221	-2,375	-2,522			
Interstate-Liable	54	40	14	464	518	489	503	585
Workshare	3	1	2	358	361	417	228	244
Workshare Equivalency	1	0	1	127	128	105	55	62
UI Exhaustions	-	-	-	204	204	194	231	306
TDI Claims (Includes TCI)	1,143	904	239	7,257	8,400	8,541	7,586	7,968
Change from:								
Previous Week	254	237	17	-395	-141			
Year Ago	266	215	51	548	814			

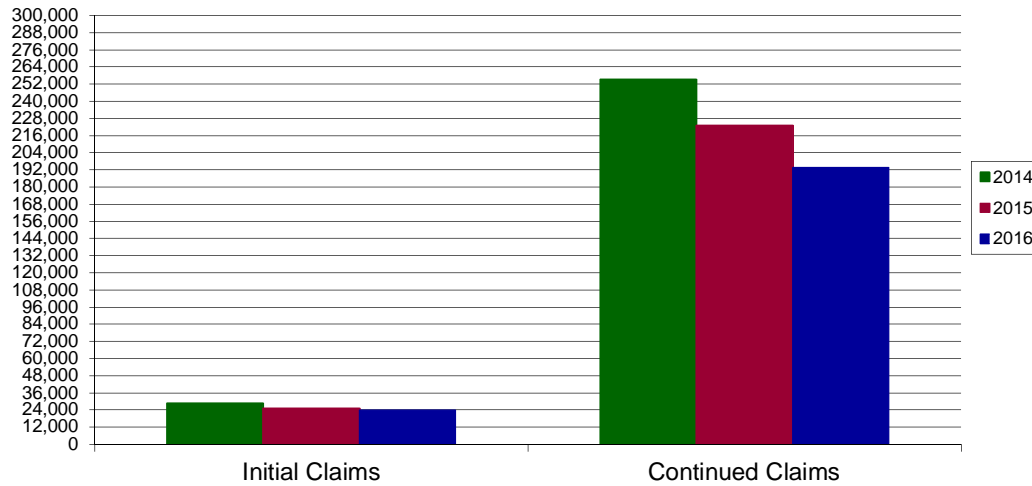
* Includes UI, Workshare & Interstate Liable.

Equal Opportunity Employer / Program / Auxiliary aids and services available upon request to individuals with disabilities / TTY via RI Relay 711.

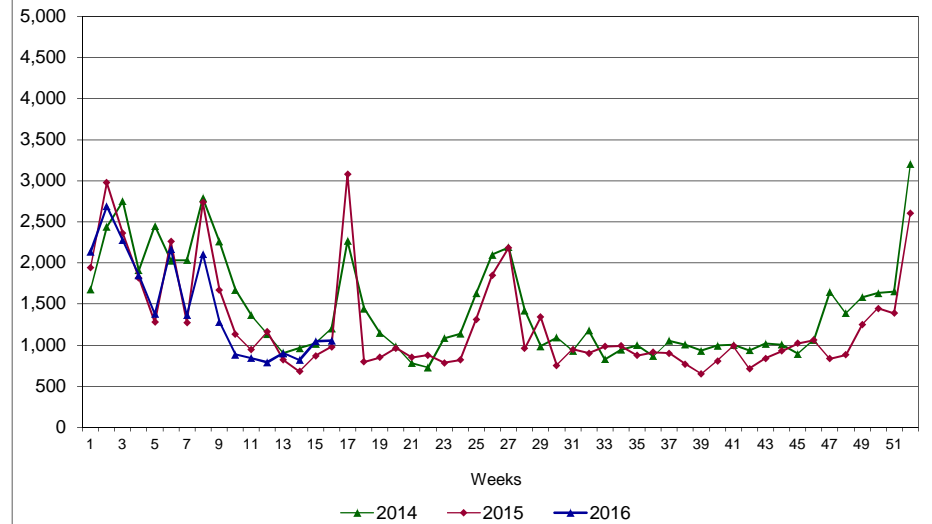
Rhode Island Department of Labor and Training

April 16, 2016

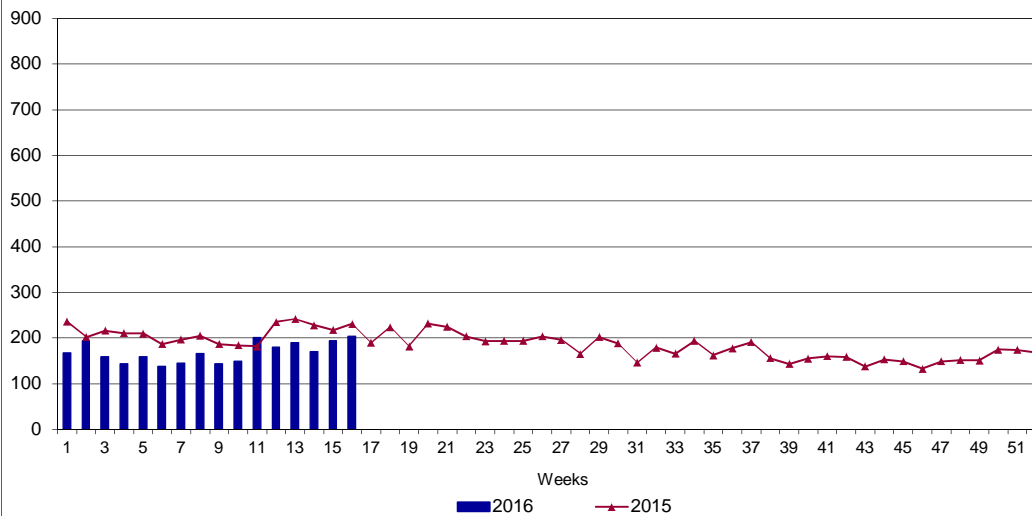
UI Claims Comparison Year to Date



UI Initial Claims 2014 - 2016



UI Exhaustions 2015 - 2016



TDI Claims Comparison Year to Date

