



## Rhode Island Department of Labor and Training

# *Weekly Update of Claims Activity*

*Week Ending: April 23, 2016*

### *Unemployment Insurance*

**Initial Claims** – 2,771 initial claims were processed during the week ending 4/23/16, an increase of 1,717 from the previous week, and a decrease of 310 from a year ago. The number of initial claims filed to date is down 5.8 percent from last year and down 14.6 percent from two years ago.

**Continued Claims** – 9,203 continued claims were processed during the week of 4/23/16, a decrease of 666 from the previous week and a decrease of 614 from a year ago. The number of continued claims filed to date is down 12.9 percent from last year and down 24.0 percent from two years ago.

**Workshare** – gives employers an alternative to layoffs by allowing employees to work reduced hours and collect a percentage of regular UI benefits to compensate for lost pay. This week, 2 initial claims and 454 continued claims were processed. An estimated 1 layoff was prevented this week, as a result of Workshare.

**Exhaustions** – 207 individuals exhausted their regular payments this week, an increase of 3 from the previous week and an increase of 17 from a year ago.

### *Temporary Disability Insurance*

**Temporary Disability Insurance** – 883 initial claims and 7,409 continued claims were processed for Temporary Disability Insurance. The average weekly TDI payment is \$468 per week. Rhode Island is currently paying an average of 10.2 weeks per new claim. To date there have been 15,900 TDI initial claims filed.

**Temporary Caregiver Insurance** – Of the 883 TDI initial claims, 176 (19.9%) were TCI Claims. This week 379 TCI payments were issued totaling \$190,441. The average weekly TCI payment was \$502. Of the 15,900 TDI claims filed in 2016, 2,852 or 17.9% were TCI claims.

	Initial Claims			Continued Claims	TOTAL - Initial and Continued Claims			
	Total	New	Additional		Current Week	Previous Week	Year Ago	Two Years Ago
<b>Total - All programs*</b>	2,815	1,081	1,734	10,117	12,932	11,802	13,557	14,431
<b>UI Claims</b>	2,771	1,051	1,720	9,203	11,974	10,923	12,898	13,577
Change from:								
Previous Week	1,717	408	1,309	-666	1,051			
Year Ago	-310	-53	-257	-614	-924			
Two Years Ago	501	259	242	-2,104	-1,603			
<b>Interstate-Liable</b>	42	29	13	460	502	518	460	548
<b>Workshare</b>	2	1	1	454	456	361	199	306
<b>Workshare Equivalency</b>	1	0	1	112	113	128	49	84
<b>UI Exhaustions</b>	-	-	-	207	207	204	190	291
<b>TDI Claims (Includes TCI)</b>	883	667	216	7,409	8,292	8,400	7,168	7,624
Change from:								
Previous Week	-260	-237	-23	152	-108			
Year Ago	157	122	35	967	1,124			

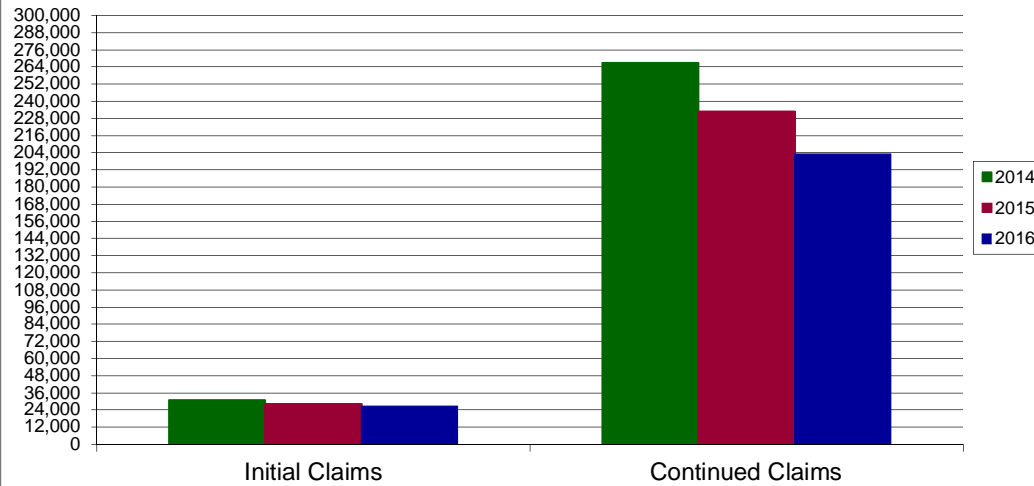
\* Includes UI, Workshare & Interstate Liable.

Equal Opportunity Employer / Program / Auxiliary aids and services available upon request to individuals with disabilities / TTY via RI Relay 71

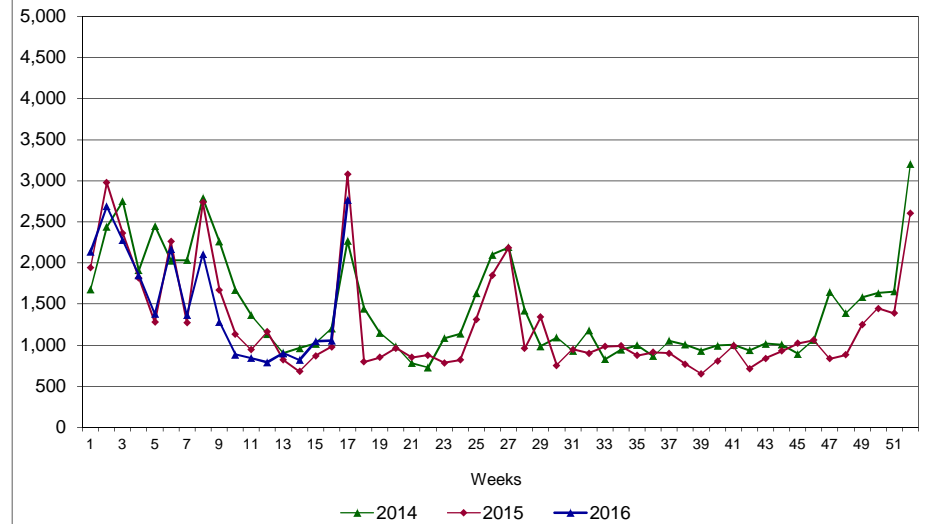
# Rhode Island Department of Labor and Training

## April 23, 2016

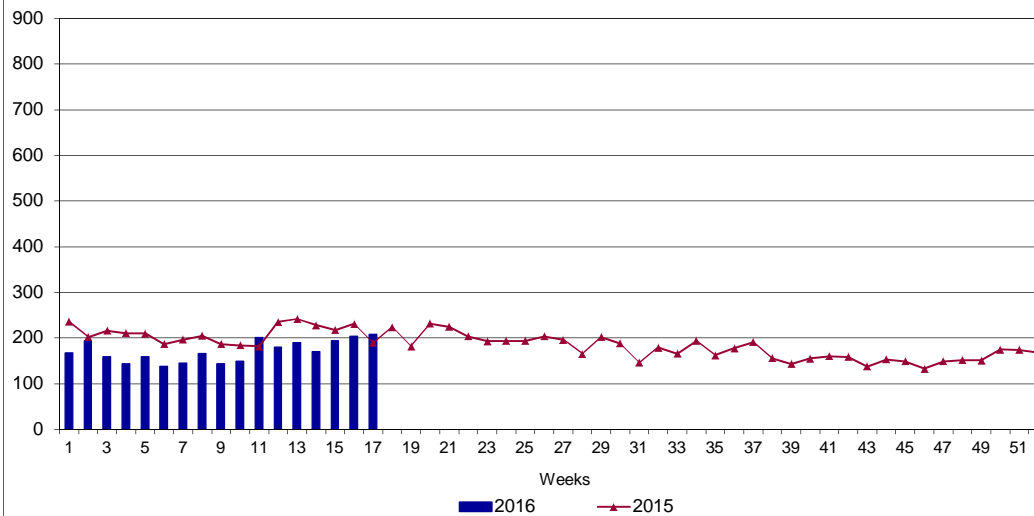
### UI Claims Comparison Year to Date



### UI Initial Claims 2014 - 2016



### UI Exhaustions 2015 - 2016



### TDI Claims Comparison Year to Date

