



## Rhode Island Department of Labor and Training

# *Weekly Update of Claims Activity*

*Week Ending: May 14, 2016*

### ***Unemployment Insurance***

**Initial Claims** – 829 initial claims were processed during the week ending 5/14/16, an increase of 104 from the previous week, and a decrease of 134 from a year ago. The number of initial claims filed to date is down 6.1 percent from last year and down 16.5 percent from two years ago.

**Continued Claims** – 8,229 continued claims were processed during the week of 5/14/16, a decrease of 255 from the previous week and a decrease of 122 from a year ago. The number of continued claims filed to date is down 12.0 percent from last year and down 23.3 percent from two years ago.

**Workshare** – gives employers an alternative to layoffs by allowing employees to work reduced hours and collect a percentage of regular UI benefits to compensate for lost pay. This week, 48 initial claims and 444 continued claims were processed. An estimated 7 layoffs were prevented this week, as a result of Workshare.

**Exhaustions** – 191 individuals exhausted their regular payments this week, an increase of 20 from the previous week and a decrease of 41 from a year ago.

### ***Temporary Disability Insurance***

**Temporary Disability Insurance** – 1,055 initial claims and 6,749 continued claims were processed for Temporary Disability Insurance. The average weekly TDI payment is \$478 per week. Rhode Island is currently paying an average of 10.3 weeks per new claim. To date there have been 18,393 TDI initial claims filed.

**Temporary Caregiver Insurance** – Of the 1,055 TDI initial claims, 153 (14.5%) were TCI Claims. This week 378 TCI payments were issued totaling \$193,729. The average weekly TCI payment was \$513. Of the 18,393 TDI claims filed in 2016, 3,365 or 18.3% were TCI claims.

|                                  | <b>Initial Claims</b> |            |                   | <b>Continued Claims</b> | <b>TOTAL - Initial and Continued Claims</b> |                      |                 |                      |
|----------------------------------|-----------------------|------------|-------------------|-------------------------|---|----------------------|-----------------|----------------------|
|                                  | <b>Total</b>          | <b>New</b> | <b>Additional</b> |                         | <b>Current Week</b>                         | <b>Previous Week</b> | <b>Year Ago</b> | <b>Two Years Ago</b> |
| <b>Total - All programs*</b>     | 902                   | 578        | 324               | 9,124                   | 10,026                                      | 10,288               | 10,182          | 11,565               |
| <b>UI Claims</b>                 | 829                   | 515        | 314               | 8,229                   | 9,058                                       | 9,209                | 9,314           | 10,824               |
| Change from:                     |                       |            |                   |                         |   |                      |                 |                      |
| Previous Week                    | 104                   | 50         | 54                | -255                    | -151  |                      |                 |                      |
| Year Ago                         | -134                  | 1          | -135              | -122                    | -256  |                      |                 |                      |
| Two Years Ago                    | -153                  | -80        | -73               | -1,613                  | -1,766                                      |                      |                 |                      |
| <b>Interstate-Liable</b>         | 25                    | 16         | 9                 | 451                     | 476   | 499                  | 419             | 492                  |
| <b>Workshare</b>                 | 48                    | 47         | 1                 | 444                     | 492   | 580                  | 449             | 249                  |
| <b>Workshare Equivalency</b>     | 7                     | 7          | 0                 | 142                     | 149   | 149                  | 91              | 68                   |
| <b>UI Exhaustions</b>            | -                     | -          | -                 | 191                     | 191   | 171                  | 232             | 325                  |
| <b>TDI Claims (Includes TCI)</b> | 1,055                 | 811        | 244               | 6,749                   | 7,804                                       | 8,007                | 7,671           | 7,798                |
| Change from:                     |                       |            |                   |                         |   |                      |                 |                      |
| Previous Week                    | 332                   | 262        | 70                | -535                    | -203  |                      |                 |                      |
| Year Ago                         | 334                   | 251        | 83                | -201                    | 133   |                      |                 |                      |

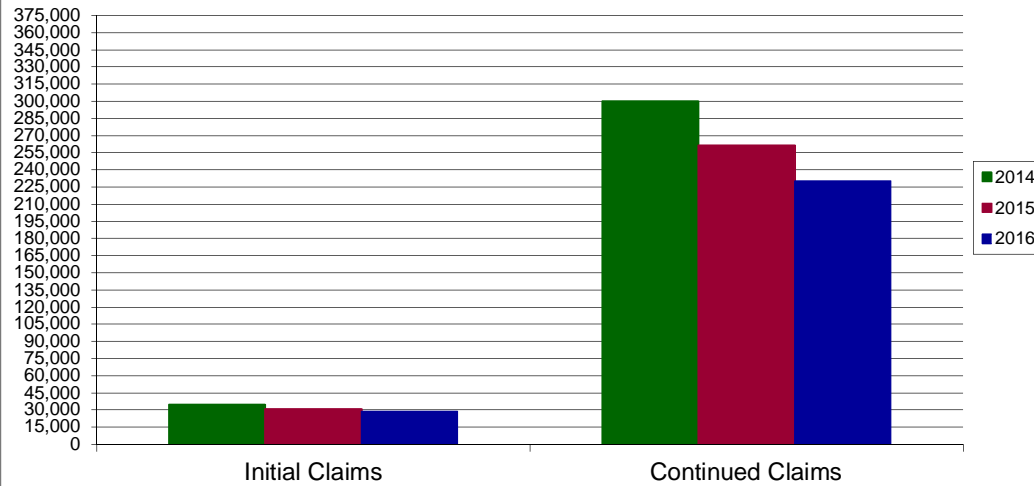
\* Includes UI, Workshare & Interstate Liable.

Equal Opportunity Employer / Program / Auxiliary aids and services available upon request to individuals with disabilities / TTY via RI Relay 711.

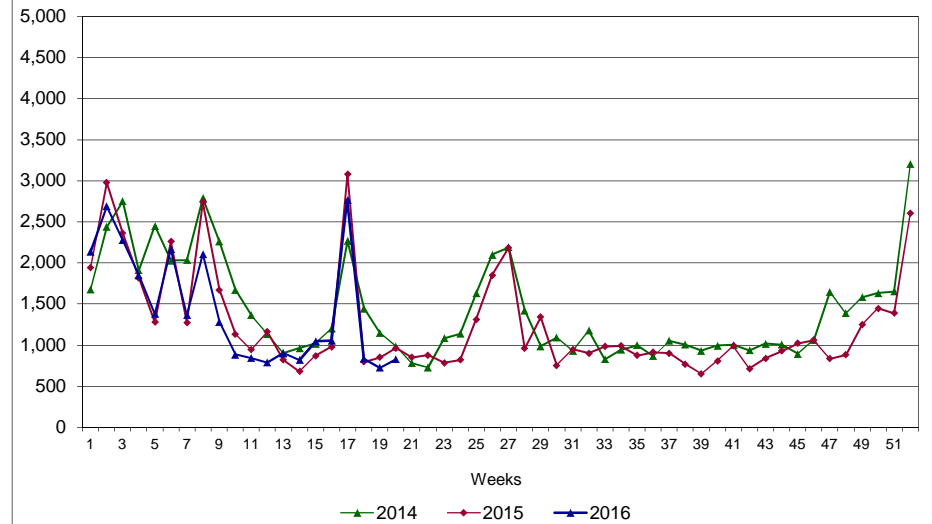
# Rhode Island Department of Labor and Training

## May 14, 2016

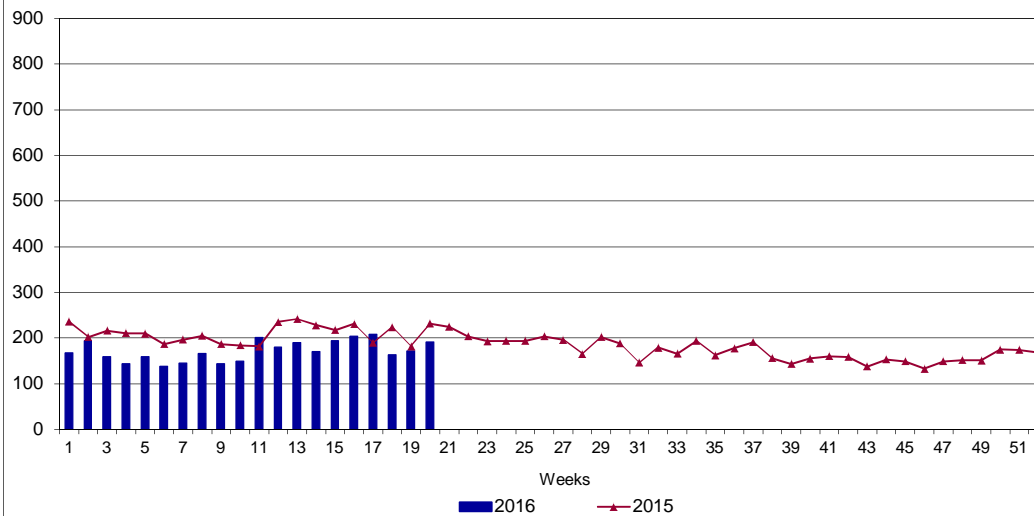
### UI Claims Comparison Year to Date



### UI Initial Claims 2014 - 2016



### UI Exhaustions 2015 - 2016



### TDI Claims Comparison Year to Date

