



Rhode Island Department of Labor and Training

Weekly Update of Claims Activity

Week Ending: July 9, 2016

Unemployment Insurance

Initial Claims – 1,129 initial claims were processed during the week ending 7/9/16, a decrease of 464 from the previous week, and an increase of 168 from a year ago. The number of initial claims filed to date is down 5.0 percent from last year and down 16.0 percent from two years ago.

Continued Claims – 9,339 continued claims were processed during the week of 7/9/16, an increase of 353 from the previous week and a decrease of 610 from a year ago. The number of continued claims filed to date is down 10.6 percent from last year and down 22.4 percent from two years ago.

Workshare – gives employers an alternative to layoffs by allowing employees to work reduced hours and collect a percentage of regular UI benefits to compensate for lost pay. This week, 53 initial claims and 264 continued claims were processed. An estimated 11 layoffs were prevented this week, as a result of Workshare.

Exhaustions – 173 individuals exhausted their regular payments this week, an increase of 1 from the previous week and an increase of 8 from a year ago.

Temporary Disability Insurance

Temporary Disability Insurance – 627 initial claims and 6,789 continued claims were processed for Temporary Disability Insurance. The average weekly TDI payment is \$481 per week. Rhode Island is currently paying an average of 10.4 weeks per new claim. To date there have been 25,777 TDI initial claims filed.

Temporary Caregiver Insurance – Of the 627 TDI initial claims, 157 (25.0%) were TCI Claims. This week 276 TCI payments were issued totaling \$137,412. The average weekly TCI payment was \$498. Of the 25,777 TDI claims filed in 2016, 4,821 or 18.7% were TCI claims.

	Initial Claims			Continued Claims	TOTAL - Initial and Continued Claims			
	Total	New	Additional		Current Week	Previous Week	Year Ago	Two Years Ago
Total - All programs*	1,209	722	487	10,001	11,210	11,529	11,536	13,889
UI Claims	1,129	667	462	9,339	10,468	10,579	10,910	13,108
Change from:								
Previous Week	-464	-202	-262	353	-111			
Year Ago	168	126	42	-610	-442			
Two Years Ago	-294	-267	-27	-2,346	-2,640			
Interstate-Liable	27	16	11	398	425	420	383	474
Workshare	53	39	14	264	317	530	243	307
Workshare Equivalency	11	8	3	85	96	131	52	79
UI Exhaustions	-	-	-	173	173	172	165	203
TDI Claims (Includes TCI)	627	487	140	6,789	7,416	9,074	6,917	8,070
Change from:								
Previous Week	-384	-295	-89	-1,274	-1,658			
Year Ago	-304	-267	-37	803	499			

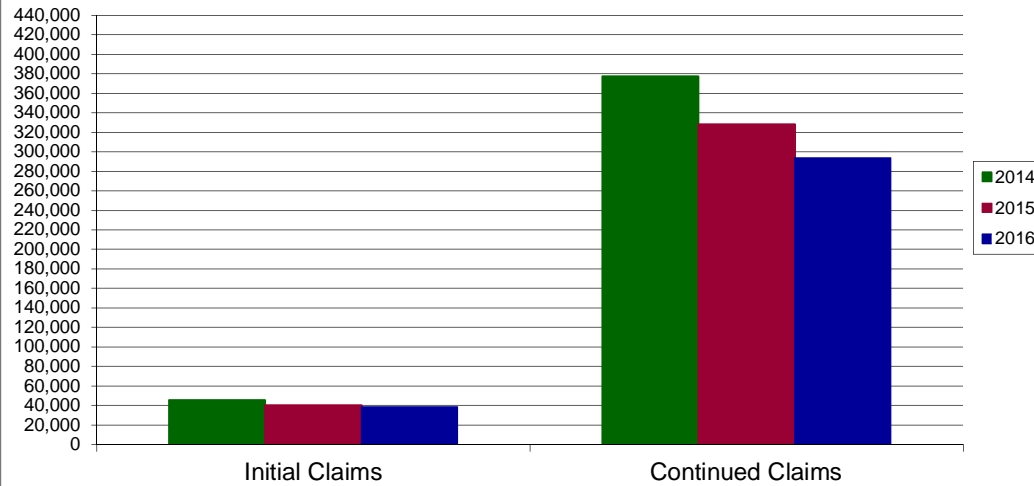
* Includes UI, Workshare & Interstate Liable.

Equal Opportunity Employer / Program / Auxiliary aids and services available upon request to individuals with disabilities / TTY via RI Relay 711.

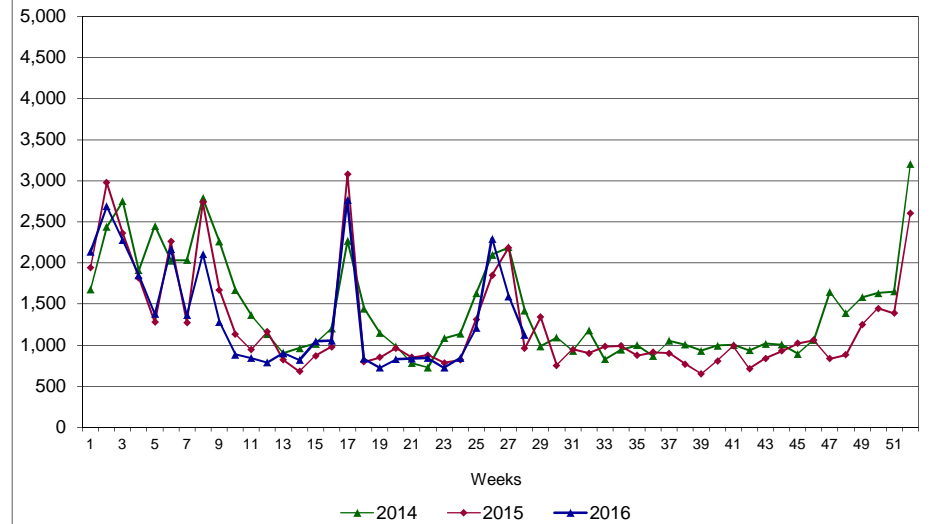
Rhode Island Department of Labor and Training

July 9, 2016

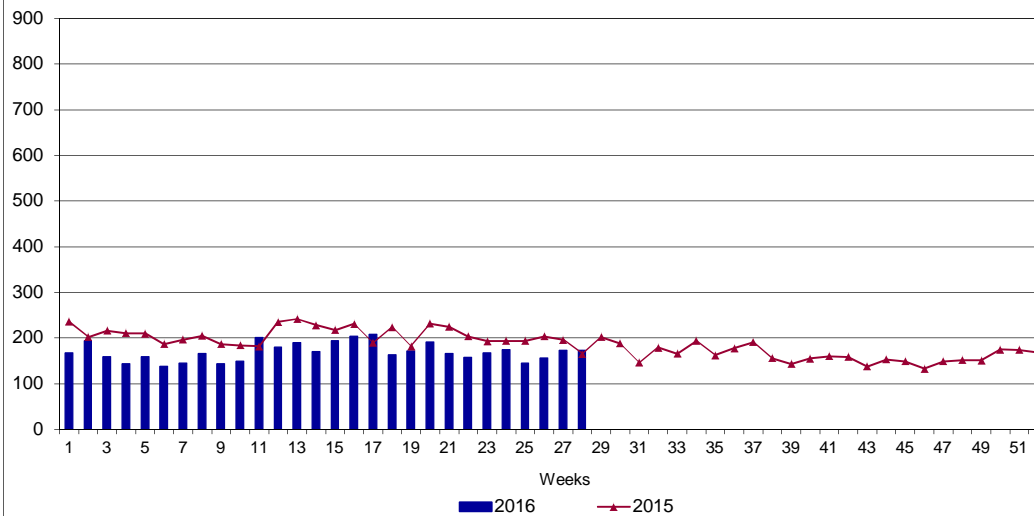
UI Claims Comparison Year to Date



UI Initial Claims 2014 - 2016



UI Exhaustions 2015 - 2016



TDI Claims Comparison Year to Date

