



Rhode Island Department of Labor and Training

Weekly Update of Claims Activity

Week Ending: July 23, 2016

Unemployment Insurance

Initial Claims – 814 initial claims were processed during the week ending 7/22/16, a decrease of 309 from the previous week, and an increase of 59 from a year ago. The number of initial claims filed to date is down 5.2 percent from last year and down 15.6 percent from two years ago.

Continued Claims – 9,672 continued claims were processed during the week of 7/22/16, a decrease of 363 from the previous week and a decrease of 442 from a year ago. The number of continued claims filed to date is down 10.1 percent from last year and down 21.9 percent from two years ago.

Workshare – gives employers an alternative to layoffs by allowing employees to work reduced hours and collect a percentage of regular UI benefits to compensate for lost pay. This week, 48 initial claims and 369 continued claims were processed. An estimated 11 layoffs were prevented this week, as a result of Workshare.

Exhaustions – 163 individuals exhausted their regular payments this week, a decrease 28 from the previous week and a decrease of 25 from a year ago.

Temporary Disability Insurance

Temporary Disability Insurance – 821 initial claims and 7,158 continued claims were processed for Temporary Disability Insurance. The average weekly TDI payment is \$480 per week. Rhode Island is currently paying an average of 10.5 weeks per new claim. To date there have been 27,496 TDI initial claims filed.

Temporary Caregiver Insurance – Of the 821 TDI initial claims, 195 (23.8%) were TCI Claims. This week 466 TCI payments were issued totaling \$257,381. The average weekly TCI payment was \$552. Of the 27,496 TDI claims filed in 2016, 5,238 or 19.1% were TCI claims.

	Initial Claims			Continued Claims	TOTAL - Initial and Continued Claims			
	Total	New	Additional		Current Week	Previous Week	Year Ago	Two Years Ago
Total - All programs*	891	565	326	10,447	11,338	11,921	11,570	13,123
UI Claims	814	513	301	9,672	10,486	11,158	10,869	12,389
Change from:								
Previous Week	-309	-225	-84	-363	-672			
Year Ago	59	12	47	-442	-383			
Two Years Ago	-279	-206	-73	-1,624	-1,903			
Interstate-Liable	29	16	13	406	435	451	366	520
Workshare	48	36	12	369	417	312	335	214
Workshare Equivalency	11	8	3	95	106	80	91	62
UI Exhaustions	-	-	-	163	163	191	188	245
TDI Claims (Includes TCI)	821	633	188	7,158	7,979	8,020	8,356	8,793
Change from:								
Previous Week	-77	-39	-38	36	-41			
Year Ago	-367	-282	-85	-10	-377			

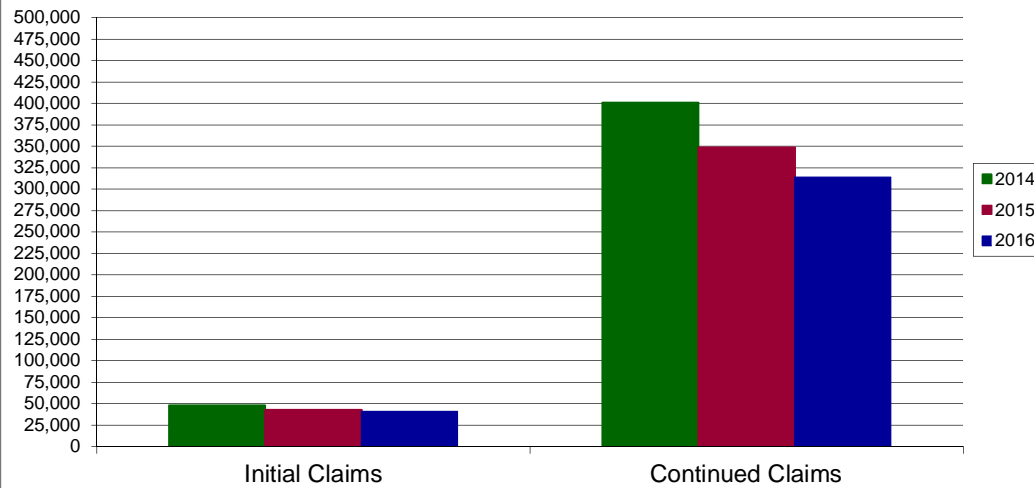
* Includes UI, Workshare & Interstate Liable.

Equal Opportunity Employer / Program / Auxiliary aids and services available upon request to individuals with disabilities / TTY via RI Relay 711

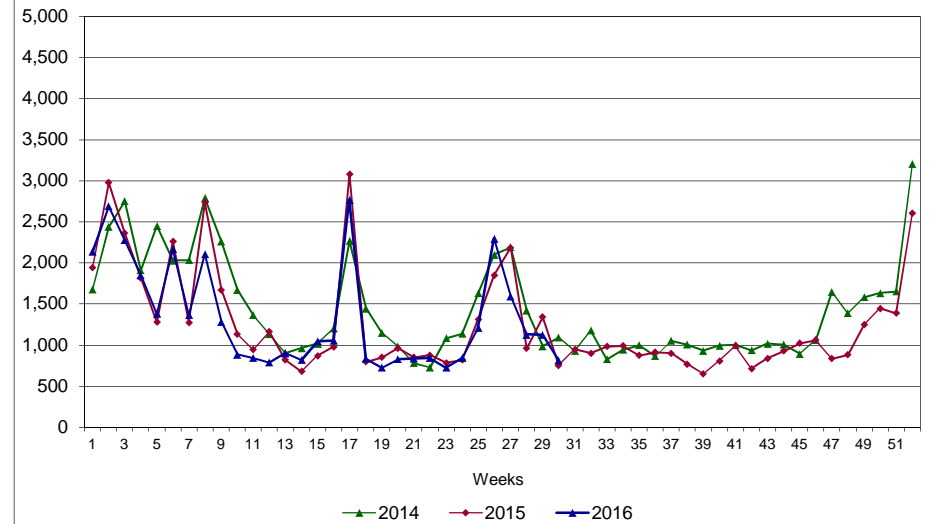
Rhode Island Department of Labor and Training

July 23, 2016

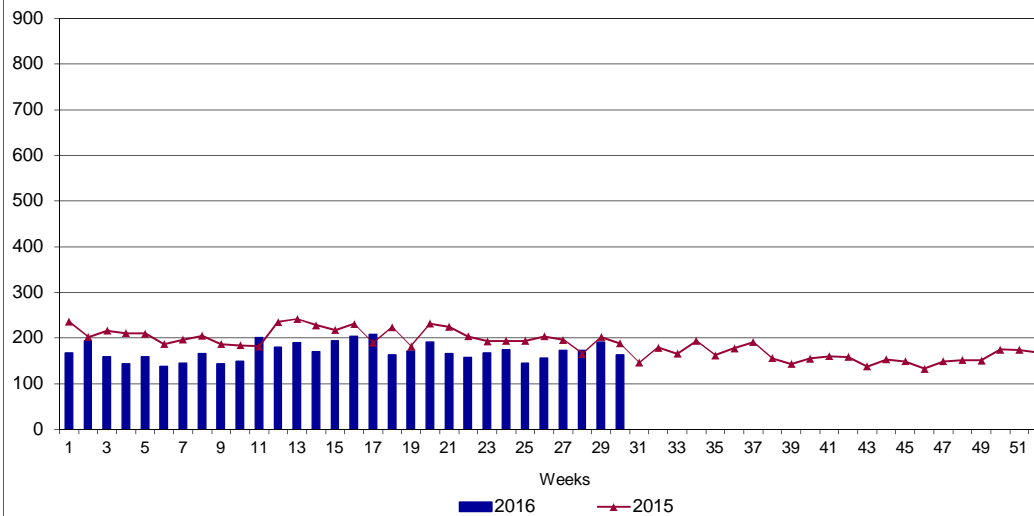
UI Claims Comparison Year to Date



UI Initial Claims 2014 - 2016



UI Exhaustions 2015 - 2016



TDI Claims Comparison Year to Date

