



## Rhode Island Department of Labor and Training

# *Weekly Update of Claims Activity*

*Week Ending: August 6, 2016*

### *Unemployment Insurance*

**Initial Claims** – 929 initial claims were processed during the week ending 8/6/16, an increase of 149 from the previous week, and an increase of 26 from a year ago. The number of initial claims filed to date is down 5.3 percent from last year and down 15.8 percent from two years ago.

**Continued Claims** – 9,404 continued claims were processed during the week of 8/6/16, a decrease of 231 from the previous week and a decrease of 269 from a year ago. The number of continued claims filed to date is down 9.7 percent from last year and down 21.5 percent from two years ago.

**Workshare** – gives employers an alternative to layoffs by allowing employees to work reduced hours and collect a percentage of regular UI benefits to compensate for lost pay. This week, 16 initial claims and 555 continued claims were processed. An estimated 7 layoffs were prevented this week, as a result of Workshare.

**Exhaustions** – 169 individuals exhausted their regular payments this week, an increase 10 from the previous week and a decrease of 10 from a year ago.

### *Temporary Disability Insurance*

**Temporary Disability Insurance** – 931 initial claims and 7,359 continued claims were processed for Temporary Disability Insurance. The average weekly TDI payment is \$480 per week. Rhode Island is currently paying an average of 10.4 weeks per new claim. To date there have been 29,575 TDI initial claims filed.

**Temporary Caregiver Insurance** – Of the 931 TDI initial claims, 171 (18.4%) were TCI Claims. This week 336 TCI payments were issued totaling \$190,426. The average weekly TCI payment was \$567. Of the 29,575 TDI claims filed in 2016, 5,600 or 18.9% were TCI claims.

	Initial Claims			Continued Claims	TOTAL - Initial and Continued Claims			
	Total	New	Additional		Current Week	Previous Week	Year Ago	Two Years Ago
<b>Total - All programs*</b>	973	606	367	10,353	11,326	11,244	11,115	13,413
<b>UI Claims</b>	929	574	355	9,404	10,333	10,415	10,576	12,442
Change from:								
Previous Week	149	105	44	-231	-82			
Year Ago	26	54	-28	-269	-243			
Two Years Ago	-248	-176	-72	-1,861	-2,109			
<b>Interstate-Liable</b>	28	17	11	394	422	442	374	493
<b>Workshare</b>	16	15	1	555	571	387	165	478
<b>Workshare Equivalency</b>	7	6	1	144	151	87	39	127
<b>UI Exhaustions</b>	-	-	-	169	169	159	179	253
<b>TDI Claims (Includes TCI)</b>	931	713	218	7,359	8,290	8,840	8,234	9,400
Change from:								
Previous Week	-217	-174	-43	-333	-550			
Year Ago	211	141	70	-155	56			

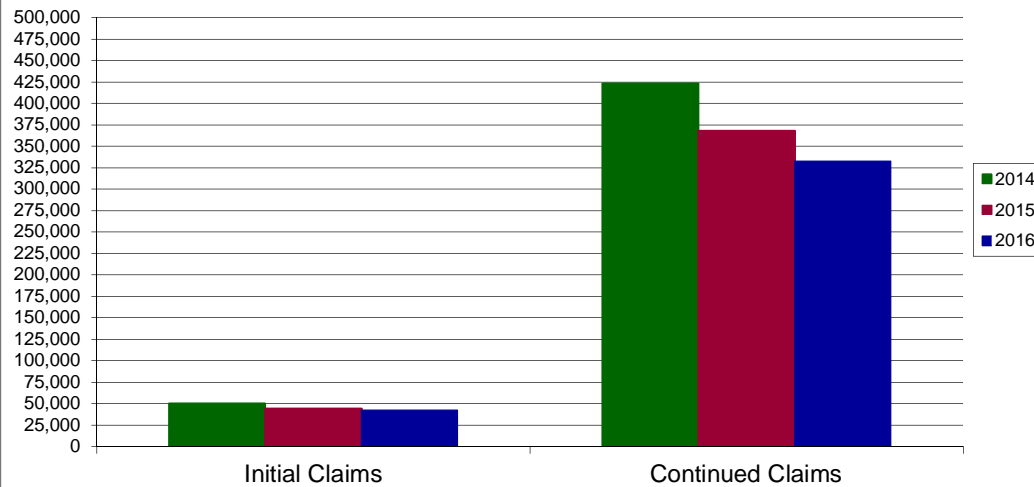
\* Includes UI, Workshare & Interstate Liable.

Equal Opportunity Employer / Program / Auxiliary aids and services available upon request to individuals with disabilities / TTY via RI Relay 711.

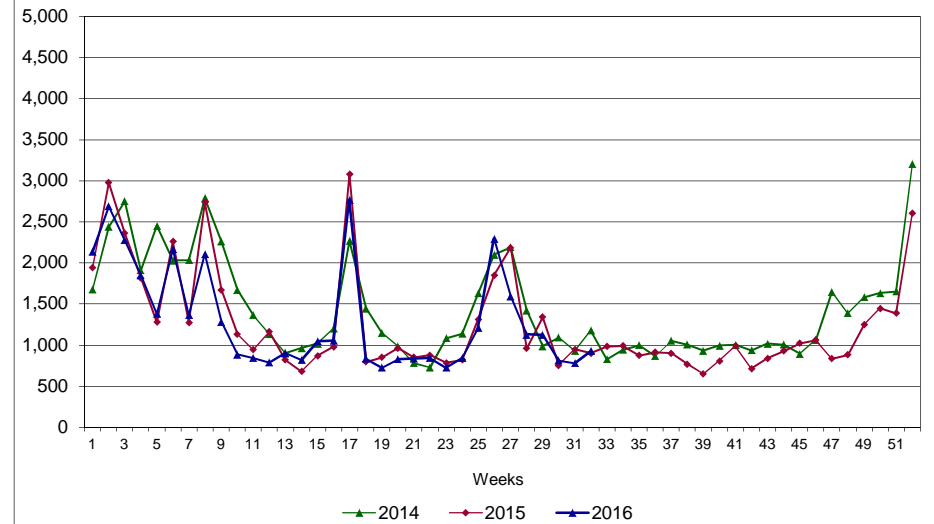
# Rhode Island Department of Labor and Training

## August 6, 2016

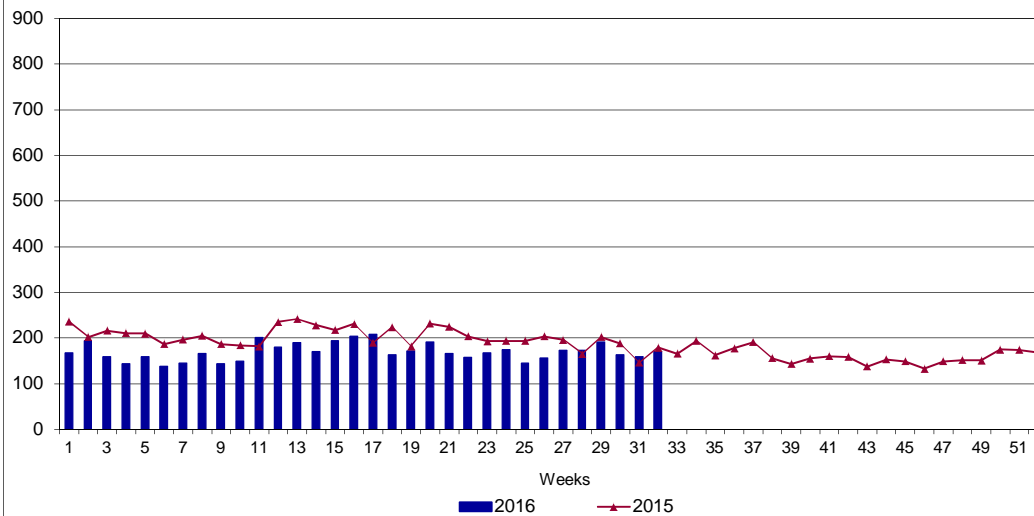
### UI Claims Comparison Year to Date



### UI Initial Claims 2014 - 2016



### UI Exhaustions 2015 - 2016



### TDI Claims Comparison Year to Date

