



Rhode Island Department of Labor and Training

Weekly Update of Claims Activity

Week Ending: August 13, 2016

Unemployment Insurance

Initial Claims – 763 initial claims were processed during the week ending 8/13/16, a decrease of 166 from the previous week, and a decrease of 219 from a year ago. The number of initial claims filed to date is down 5.6 percent from last year and down 15.6 percent from two years ago.

Continued Claims – 9,264 continued claims were processed during the week of 8/13/16, a decrease of 140 from the previous week and a decrease of 306 from a year ago. The number of continued claims filed to date is down 9.5 percent from last year and down 21.4 percent from two years ago.

Workshare – gives employers an alternative to layoffs by allowing employees to work reduced hours and collect a percentage of regular UI benefits to compensate for lost pay. This week, 6 initial claims and 288 continued claims were processed. An estimated 2 layoffs were prevented this week, as a result of Workshare.

Exhaustions – 178 individuals exhausted their regular payments this week, an increase 9 from the previous week and an increase of 12 from a year ago.

Temporary Disability Insurance

Temporary Disability Insurance – 1,205 initial claims and 7,342 continued claims were processed for Temporary Disability Insurance. The average weekly TDI payment is \$485 per week. Rhode Island is currently paying an average of 10.4 weeks per new claim. To date there have been 30,780 TDI initial claims filed.

Temporary Caregiver Insurance – Of the 1,205 TDI initial claims, 197 (16.3%) were TCI Claims. This week 403 TCI payments were issued totaling \$227,104. The average weekly TCI payment was \$564. Of the 30,780 TDI claims filed in 2016, 5,797 or 18.8% were TCI claims.

	Initial Claims			Continued Claims	TOTAL - Initial and Continued Claims			
	Total	New	Additional		Current Week	Previous Week	Year Ago	Two Years Ago
Total - All programs*	787	409	378	9,934	10,721	11,326	11,403	12,971
UI Claims	763	394	369	9,264	10,027	10,333	10,552	11,832
Change from:								
Previous Week	-166	-180	14	-140	-306			
Year Ago	-219	-132	-87	-306	-525			
Two Years Ago	-63	-67	4	-1,742	-1,805			
Interstate-Liable	18	11	7	382	400	422	401	482
Workshare	6	4	2	288	294	571	450	657
Workshare Equivalency	2	2	0	67	69	151	120	147
UI Exhaustions	-	-	-	178	178	169	166	238
TDI Claims (Includes TCI)	1,205	946	259	7,342	8,547	8,290	8,740	7,745
Change from:								
Previous Week	274	233	41	-17	257			
Year Ago	280	208	72	-473	-193			

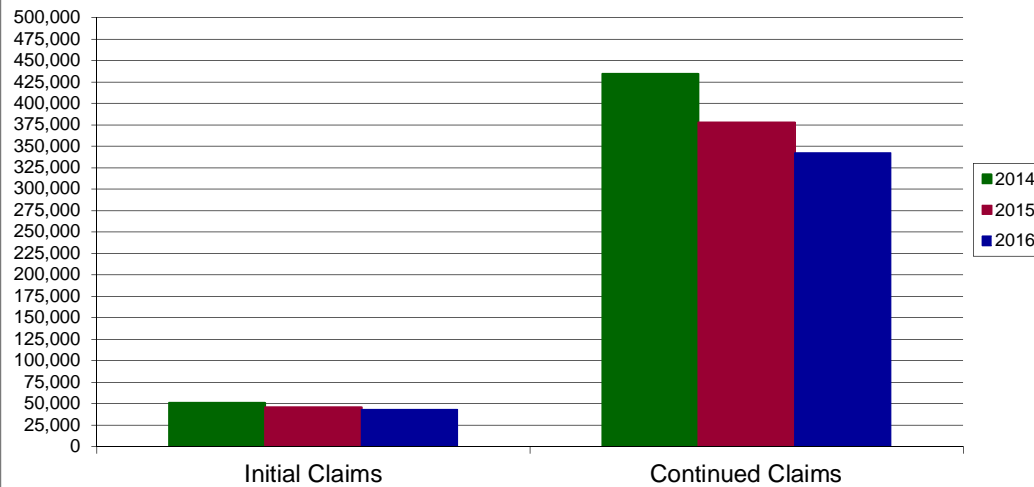
* Includes UI, Workshare & Interstate Liable.

Equal Opportunity Employer / Program / Auxiliary aids and services available upon request to individuals with disabilities / TTY via RI Relay 711.

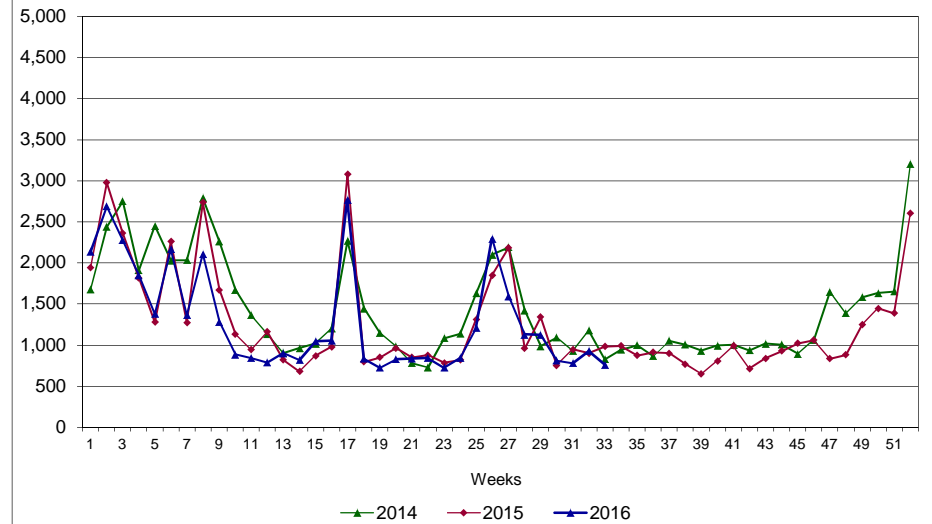
Rhode Island Department of Labor and Training

August 13, 2016

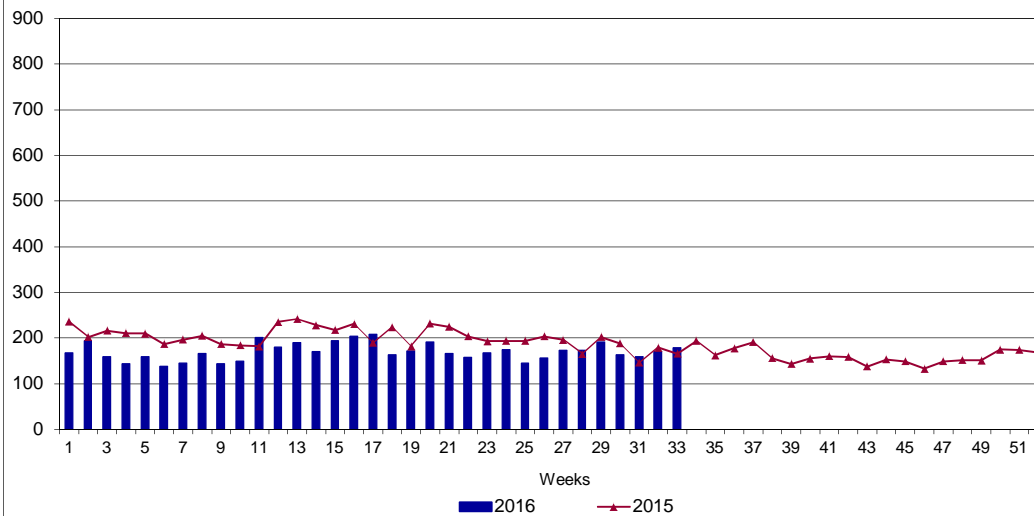
UI Claims Comparison Year to Date



UI Initial Claims 2014 - 2016



UI Exhaustions 2015 - 2016



TDI Claims Comparison Year to Date

