



Rhode Island Department of Labor and Training

Weekly Update of Claims Activity

Week Ending: August 27, 2016

Unemployment Insurance

Initial Claims – 775 initial claims were processed during the week ending 8/27/16, a decrease of 297 from the previous week, and a decrease of 101 from a year ago. The number of initial claims filed to date is down 5.5 percent from last year and down 15.2 percent from two years ago.

Continued Claims – 9,455 continued claims were processed during the week of 8/27/16, an increase of 30 from the previous week and a decrease of 384 from a year ago. The number of continued claims filed to date is down 9.3 percent from last year and down 21.0 percent from two years ago.

Workshare – gives employers an alternative to layoffs by allowing employees to work reduced hours and collect a percentage of regular UI benefits to compensate for lost pay. This week, 14 initial claims and 295 continued claims were processed. An estimated 5 layoffs were prevented this week, as a result of Workshare.

Exhaustions – 152 individuals exhausted their regular payments this week, a decrease 6 from the previous week and a decrease of 10 from a year ago.

Temporary Disability Insurance

Temporary Disability Insurance – 889 initial claims and 7,674 continued claims were processed for Temporary Disability Insurance. The average weekly TDI payment is \$484 per week. Rhode Island is currently paying an average of 10.4 weeks per new claim. To date there have been 32,451 TDI initial claims filed.

Temporary Caregiver Insurance – Of the 889 TDI initial claims, 225 (25.3%) were TCI Claims. This week 482 TCI payments were issued totaling \$254,543. The average weekly TCI payment was \$528. Of the 32,451 TDI claims filed in 2016, 6,251 or 19.3% were TCI claims.

	Initial Claims			Continued Claims	TOTAL - Initial and Continued Claims			
	Total	New	Additional		Current Week	Previous Week	Year Ago	Two Years Ago
Total - All programs*	812	497	315	10,146	10,958	11,373	11,343	12,838
UI Claims	775	469	306	9,455	10,230	10,497	10,715	11,893
Change from:								
Previous Week	-297	-201	-96	30	-267			
Year Ago	-101	-49	-52	-384	-485			
Two Years Ago	-225	-154	-71	-1,438	-1,663			
Interstate-Liable	23	14	9	396	419	430	412	498
Workshare	14	14	0	295	309	446	216	447
Workshare Equivalency	5	5	0	70	75	110	46	106
UI Exhaustions	-	-	-	152	152	158	162	210
TDI Claims (Includes TCI)	889	681	208	7,674	8,563	9,336	8,999	8,653
Change from:								
Previous Week	107	88	19	-880	-773			
Year Ago	47	55	-8	-483	-436			

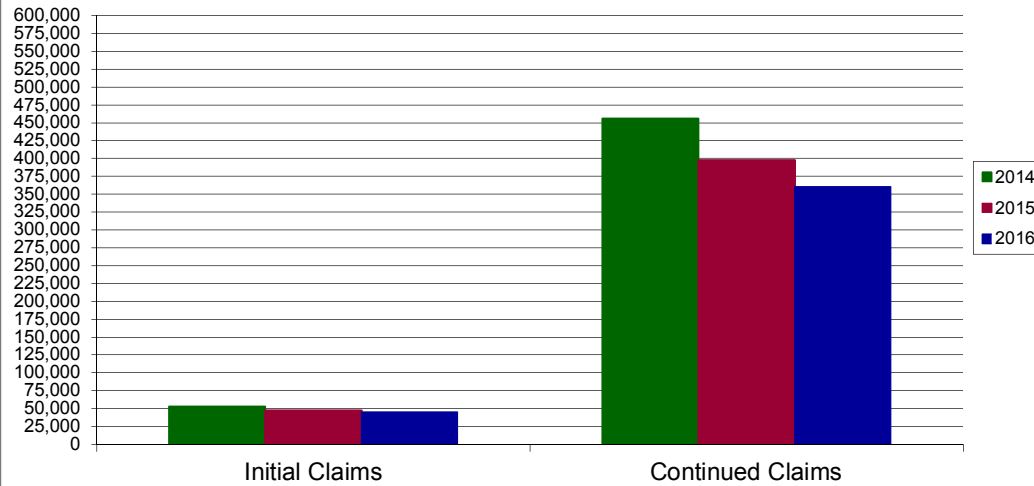
* Includes UI, Workshare & Interstate Liable.

Equal Opportunity Employer / Program / Auxiliary aids and services available upon request to individuals with disabilities / TTY via RI Relay 71

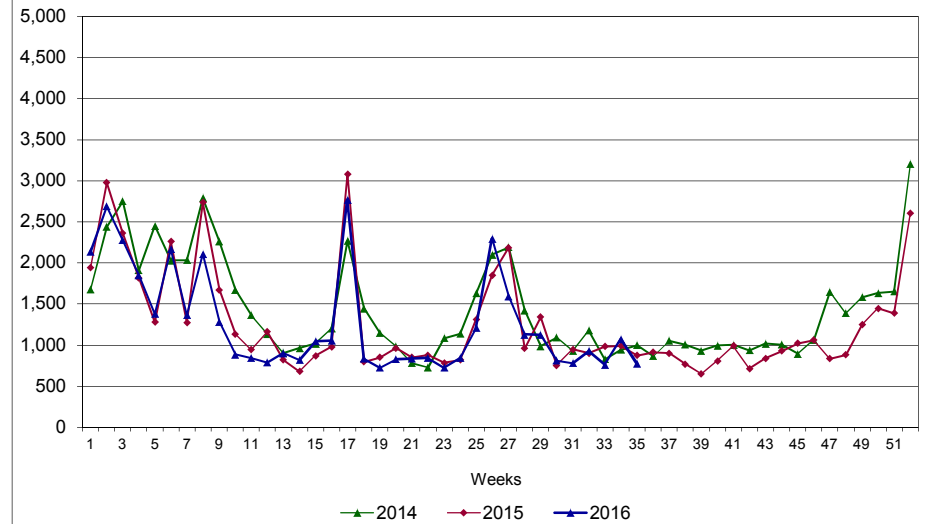
Rhode Island Department of Labor and Training

August 27, 2016

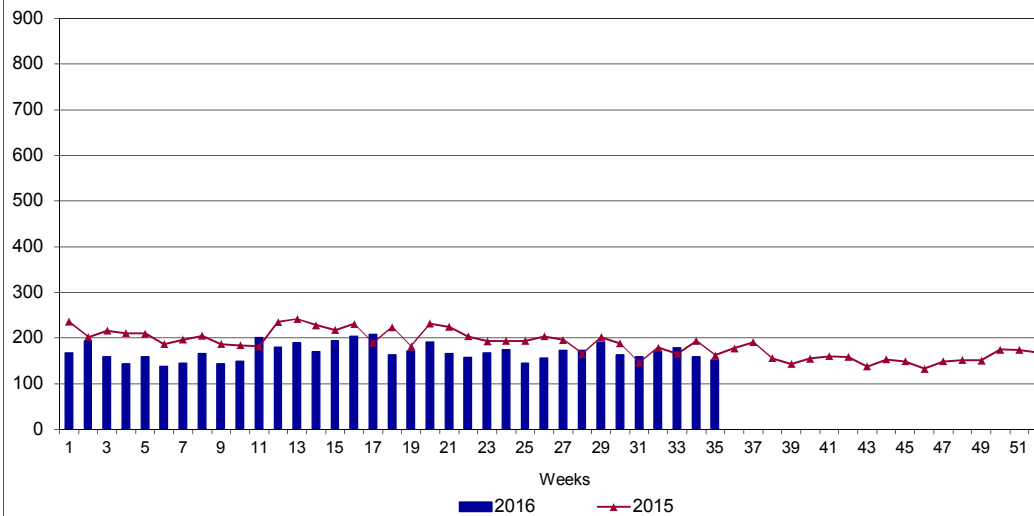
UI Claims Comparison Year to Date



UI Initial Claims 2014 - 2016



UI Exhaustions 2015 - 2016



TDI Claims Comparison Year to Date

