



## Rhode Island Department of Labor and Training

# *Weekly Update of Claims Activity*

*Week Ending: October 1, 2016*

### *Unemployment Insurance*

**Initial Claims** – 673 initial claims were processed during the week ending 10/1/16, a decrease of 4 from the previous week, and a decrease of 136 from a year ago. The number of initial claims filed to date is down 6.0 percent from last year and down 16.2 percent from two years ago.

**Continued Claims** – 6,396 continued claims were processed during the week of 10/1/16, a decrease of 225 from the previous week and a decrease of 165 from a year ago. The number of continued claims filed to date is down 8.5 percent from last year and down 20.3 percent from two years ago.

**Workshare** – gives employers an alternative to layoffs by allowing employees to work reduced hours and collect a percentage of regular UI benefits to compensate for lost pay. This week, 81 initial claims and 279 continued claims were processed. An estimated 33 layoffs were prevented this week, as a result of Workshare.

**Exhaustions** – 119 individuals exhausted their regular payments this week, a decrease 32 from the previous week and a decrease of 36 from a year ago.

### *Temporary Disability Insurance*

**Temporary Disability Insurance** – 965 initial claims and 7,412 continued claims were processed for Temporary Disability Insurance. The average weekly TDI payment is \$471 per week. Rhode Island is currently paying an average of 10.4 weeks per new claim. To date there have been 37,195 TDI initial claims filed.

**Temporary Caregiver Insurance** – Of the 965 TDI initial claims, 228 (23.6%) were TCI Claims. This week 408 TCI payments were issued totaling \$218,831. The average weekly TCI payment was \$536. Of the 37,195 TDI claims filed in 2016, 7,316 or 19.7% were TCI claims.

	Initial Claims			Continued Claims	TOTAL - Initial and Continued Claims			
	Total	New	Additional		Current Week	Previous Week	Year Ago	Two Years Ago
<b>Total - All programs*</b>	780	507	273	7,044	7,824	8,106	7,926	9,681
<b>UI Claims</b>	673	407	266	6,396	7,069	7,298	7,370	8,947
Change from:								
Previous Week	-4	-16	12	-225	-229			
Year Ago	-136	-96	-40	-165	-301			
Two Years Ago	-321	-214	-107	-1,557	-1,878			
<b>Interstate-Liable</b>	26	20	6	369	395	386	408	467
<b>Workshare</b>	81	80	1	279	360	422	148	267
<b>Workshare Equivalency</b>	33	32	1	69	102	100	43	72
<b>UI Exhaustions</b>	-	.	-	119	119	151	155	216
<b>TDI Claims (Includes TCI)</b>	965	751	214	7,412	8,377	9,247	8,763	8,284
Change from:								
Previous Week	-81	-85	4	-789	-870			
Year Ago	-149	-96	-53	-237	-386			

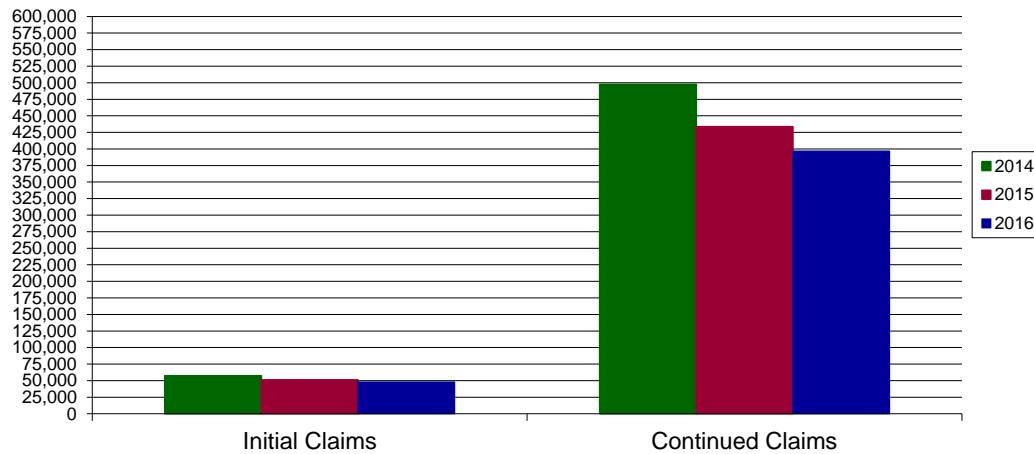
\* Includes UI, Workshare & Interstate Liable.

Equal Opportunity Employer / Program / Auxiliary aids and services available upon request to individuals with disabilities / TTY via RI Relay 711.

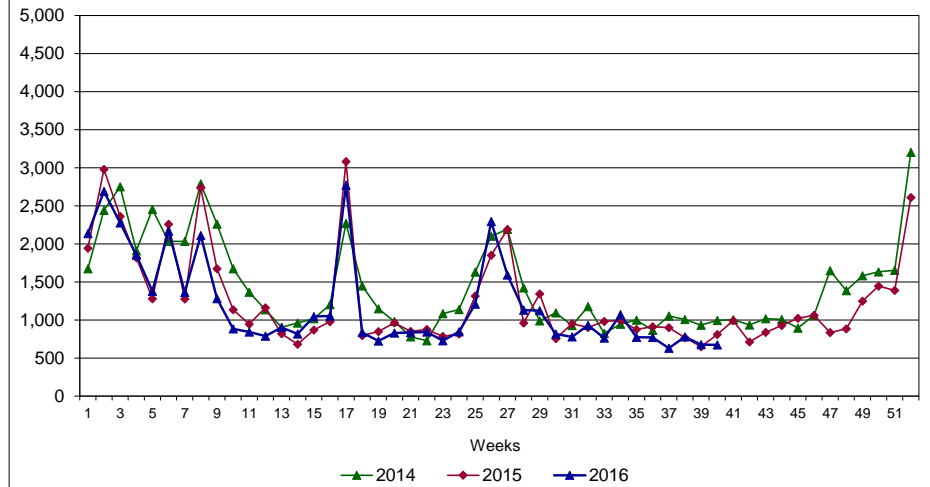
# Rhode Island Department of Labor and Training

## October 1, 2016

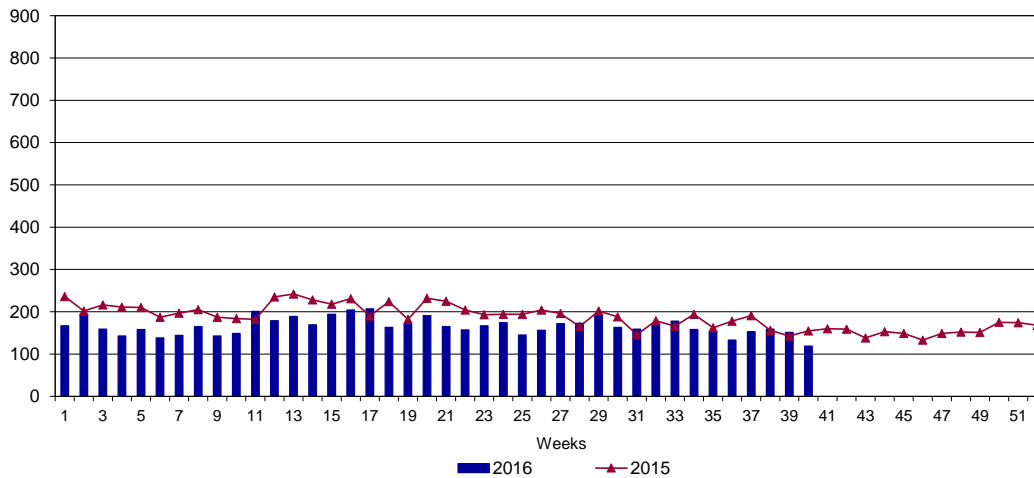
### UI Claims Comparison Year to Date



### UI Initial Claims 2014 - 2016



### UI Exhaustions 2015 - 2016



### TDI Claims Comparison Year to Date

