



Rhode Island Department of Labor and Training

Weekly Update of Claims Activity

Week Ending: October 8, 2016

Unemployment Insurance

Initial Claims – 849 initial claims were processed during the week ending 10/8/16, a increase of 176 from the previous week, and a decrease of 142 from a year ago. The number of initial claims filed to date is down 6.2 percent from last year and down 16.2 percent from two years ago.

Continued Claims – 6,371 continued claims were processed during the week of 10/8/16, a decrease of 25 from the previous week and a decrease of 221 from a year ago. The number of continued claims filed to date is down 8.5 percent from last year and down 20.3 percent from two years ago.

Workshare – gives employers an alternative to layoffs by allowing employees to work reduced hours and collect a percentage of regular UI benefits to compensate for lost pay. This week, 30 initial claims and 244 continued claims were processed. An estimated 6 layoffs were prevented this week, as a result of Workshare.

Exhaustions – 132 individuals exhausted their regular payments this week, an increase of 13 from the previous week and a decrease of 28 from a year ago.

Temporary Disability Insurance

Temporary Disability Insurance – 908 initial claims and 7,585 continued claims were processed for Temporary Disability Insurance. The average weekly TDI payment is \$471 per week. Rhode Island is currently paying an average of 10.4 weeks per new claim. To date there have been 38,103 TDI initial claims filed.

Temporary Caregiver Insurance – Of the 908 TDI initial claims, 230 (25.3%) were TCI Claims. This week 491 TCI payments were issued totaling \$254,709. The average weekly TCI payment was \$519. Of the 38,103 TDI claims filed in 2016, 7,546 or 19.8% were TCI claims.

	Initial Claims			Continued Claims	TOTAL - Initial and Continued Claims			
	Total	New	Additional		Current Week	Previous Week	Year Ago	Two Years Ago
Total - All programs*	909	603	306	6,971	7,880	7,824	8,194	9,857
UI Claims	849	555	294	6,371	7,220	7,069	7,583	8,995
Change from:								
Previous Week	176	148	28	-25	151			
Year Ago	-142	-114	-28	-221	-363			
Two Years Ago	-155	-105	-50	-1,620	-1,775			
Interstate-Liable	30	20	10	356	386	395	419	493
Workshare	30	28	2	244	274	360	192	369
Workshare Equivalency	6	5	1	69	75	102	48	89
UI Exhaustions	-	.	-	132	132	119	160	210
TDI Claims (Includes TCI)	908	704	204	7,585	8,493	8,377	8,930	9,527
Change from:								
Previous Week	-57	-47	-10	173	116			
Year Ago	-172	-123	-49	-265	-437			

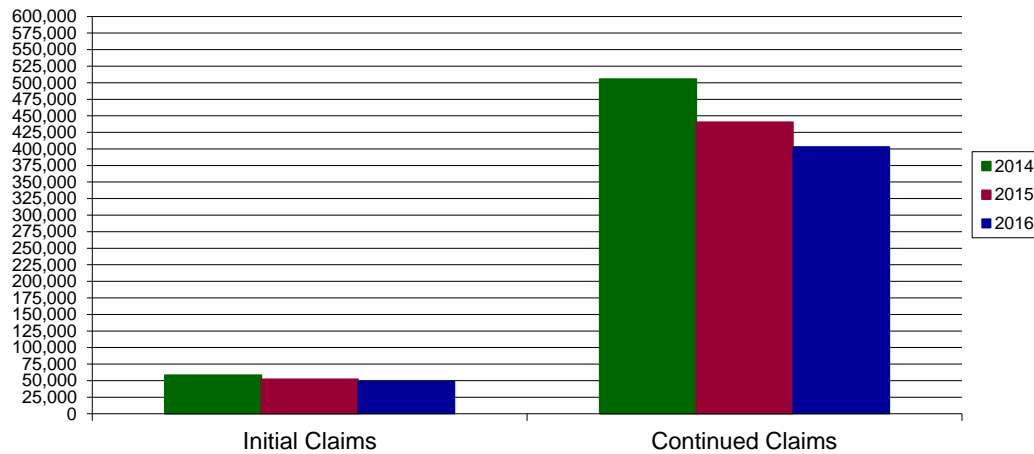
* Includes UI, Workshare & Interstate Liable.

Equal Opportunity Employer / Program / Auxiliary aids and services available upon request to individuals with disabilities / TTY via RI Relay 711.

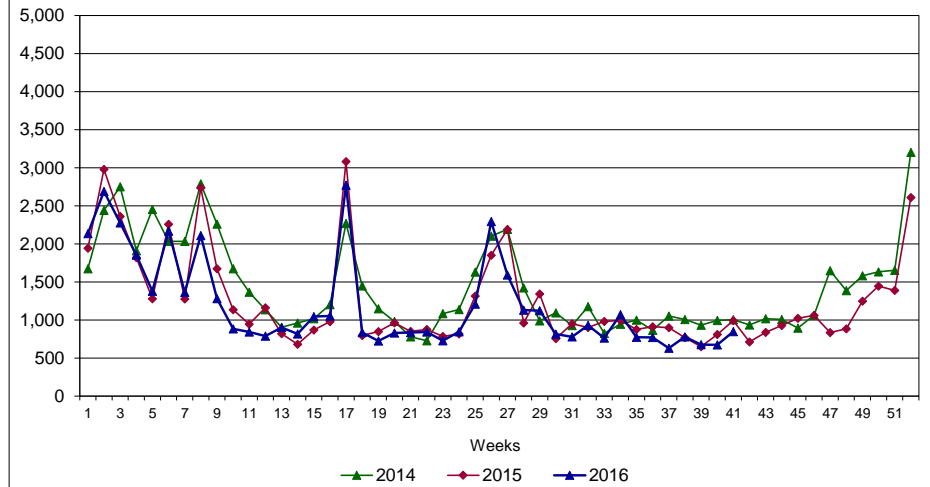
Rhode Island Department of Labor and Training

October 8, 2016

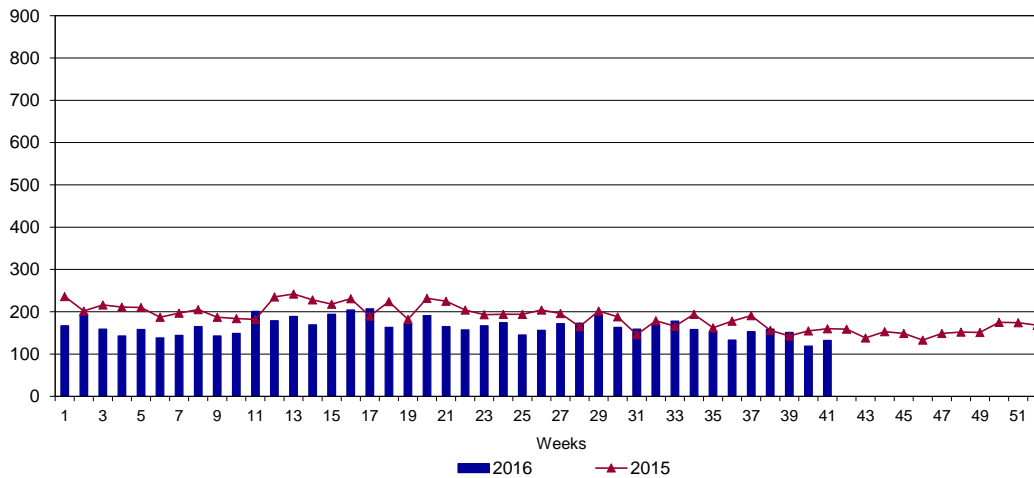
UI Claims Comparison Year to Date



UI Initial Claims 2014 - 2016



UI Exhaustions 2015 - 2016



TDI Claims Comparison Year to Date

