



Rhode Island Department of Labor and Training

Weekly Update of Claims Activity

Week Ending: October 15, 2016

Unemployment Insurance

Initial Claims – 708 initial claims were processed during the week ending 10/15/16, a decrease of 141 from the previous week, and a decrease of 5 from a year ago. The number of initial claims filed to date is down 6.1 percent from last year and down 16.4 percent from two years ago.

Continued Claims – 6,330 continued claims were processed during the week of 10/15/16, a decrease of 41 from the previous week and a decrease of 250 from a year ago. The number of continued claims filed to date is down 8.4 percent from last year and down 20.2 percent from two years ago.

Workshare – gives employers an alternative to layoffs by allowing employees to work reduced hours and collect a percentage of regular UI benefits to compensate for lost pay. This week, 132 initial claims and 358 continued claims were processed. An estimated 26 layoffs were prevented this week, as a result of Workshare.

Exhaustions – 152 individuals exhausted their regular payments this week, an increase of 20 from the previous week and a decrease of 7 from a year ago.

Temporary Disability Insurance

Temporary Disability Insurance – 748 initial claims and 6,711 continued claims were processed for Temporary Disability Insurance. The average weekly TDI payment is \$484 per week. Rhode Island is currently paying an average of 10.4 weeks per new claim. To date there have been 38,851 TDI initial claims filed.

Temporary Caregiver Insurance – Of the 748 TDI initial claims, 220 (29.4%) were TCI Claims. This week 431 TCI payments were issued totaling \$242,954. The average weekly TCI payment was \$564. Of the 38,851 TDI claims filed in 2016, 7,766 or 20.0% were TCI claims.

	Initial Claims			Continued Claims	TOTAL - Initial and Continued Claims			
	Total	New	Additional		Current Week	Previous Week	Year Ago	Two Years Ago
Total - All programs*	858	597	261	7,031	7,889	7,880	7,873	9,479
UI Claims	708	453	255	6,330	7,038	7,220	7,293	8,701
Change from:								
Previous Week	-141	-102	-39	-41	-182			
Year Ago	-5	-18	13	-250	-255			
Two Years Ago	-227	-154	-73	-1,436	-1,663			
Interstate-Liable	18	12	6	343	361	386	417	475
Workshare	132	132	0	358	490	274	163	303
Workshare Equivalency	26	26	0	79	105	75	47	79
UI Exhaustions	-	.	-	152	152	132	159	211
TDI Claims (Includes TCI)	748	561	187	6,711	7,459	8,493	6,838	8,102
Change from:								
Previous Week	-160	-143	-17	-874	-1,034			
Year Ago	94	57	37	527	621			

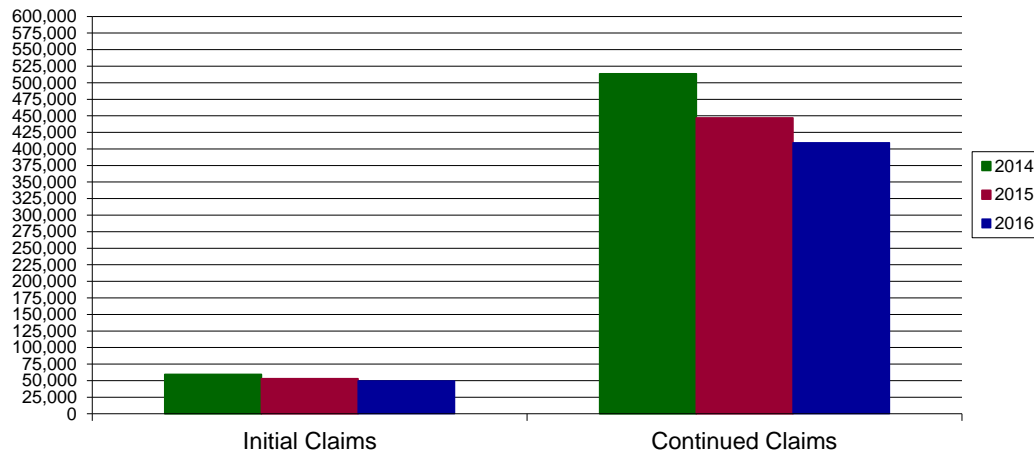
* Includes UI, Workshare & Interstate Liable.

Equal Opportunity Employer / Program / Auxiliary aids and services available upon request to individuals with disabilities / TTY via RI Relay 711.

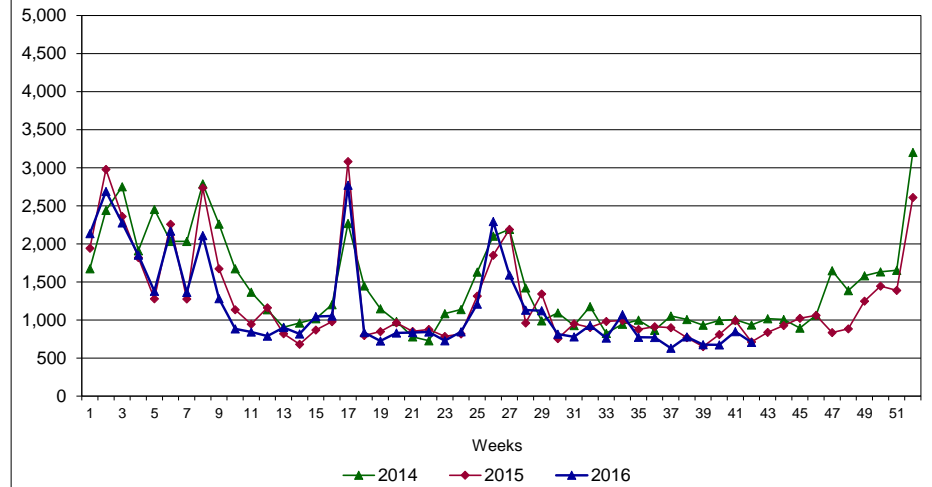
Rhode Island Department of Labor and Training

October 15, 2016

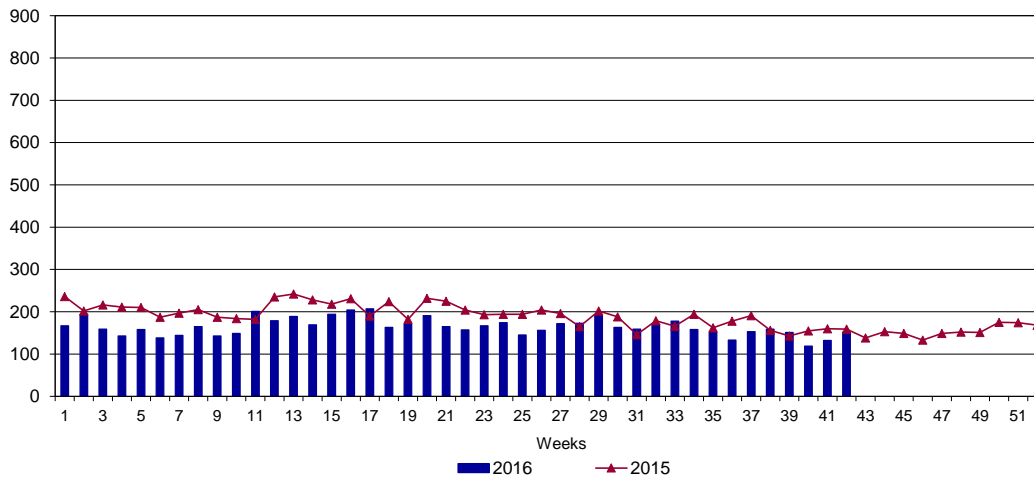
UI Claims Comparison Year to Date



UI Initial Claims 2014 - 2016



UI Exhaustions 2015 - 2016



TDI Claims Comparison Year to Date

