



Rhode Island Department of Labor and Training

Weekly Update of Claims Activity

Week Ending: October 22, 2016

Unemployment Insurance

Initial Claims – 736 initial claims were processed during the week ending 10/22/16, an increase of 28 from the previous week, and a decrease of 103 from a year ago. The number of initial claims filed to date is down 6.2 percent from last year and down 16.6 percent from two years ago.

Continued Claims – 6,315 continued claims were processed during the week of 10/22/16, a decrease of 15 from the previous week and a decrease of 309 from a year ago. The number of continued claims filed to date is down 8.3 percent from last year and down 20.2 percent from two years ago.

Workshare – gives employers an alternative to layoffs by allowing employees to work reduced hours and collect a percentage of regular UI benefits to compensate for lost pay. This week, 45 initial claims and 262 continued claims were processed. An estimated 17 layoffs were prevented this week, as a result of Workshare.

Exhaustions – 141 individuals exhausted their regular payments this week, a decrease of 11 from the previous week and an increase of 3 from a year ago.

Temporary Disability Insurance

Temporary Disability Insurance – 900 initial claims and 8,068 continued claims were processed for Temporary Disability Insurance. The average weekly TDI payment is \$478 per week. Rhode Island is currently paying an average of 10.4 weeks per new claim. To date there have been 39,751 TDI initial claims filed.

Temporary Caregiver Insurance – Of the 900 TDI initial claims, 226 (25.1%) were TCI Claims. This week 470 TCI payments were issued totaling \$256,623. The average weekly TCI payment was \$546. Of the 39,751 TDI claims filed in 2016, 7,992 or 20.1% were TCI claims.

	Initial Claims			Continued Claims	TOTAL - Initial and Continued Claims			
	Total	New	Additional		Current Week	Previous Week	Year Ago	Two Years Ago
Total - All programs*	803	527	276	6,947	7,750	7,889	8,070	9,596
UI Claims	736	474	262	6,315	7,051	7,038	7,463	8,866
Change from:								
Previous Week	28	21	7	-15	13			
Year Ago	-103	-91	-12	-309	-412			
Two Years Ago	-281	-175	-106	-1,534	-1,815			
Interstate-Liable	22	10	12	370	392	361	442	502
Workshare	45	43	2	262	307	490	165	228
Workshare Equivalency	17	17	0	72	89	105	46	55
UI Exhaustions	-	.	-	141	141	152	138	204
TDI Claims (Includes TCI)	900	688	212	8,068	8,968	7,549	8,136	8,801
Change from:								
Previous Week	152	127	25	1,357	1,509			
Year Ago	40	18	22	792	832			

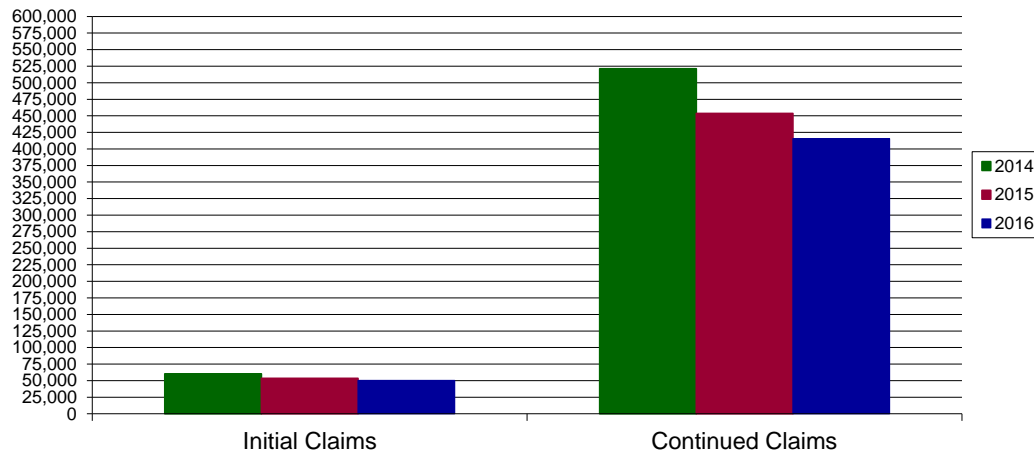
* Includes UI, Workshare & Interstate Liable.

Equal Opportunity Employer / Program / Auxiliary aids and services available upon request to individuals with disabilities / TTY via RI Relay 711.

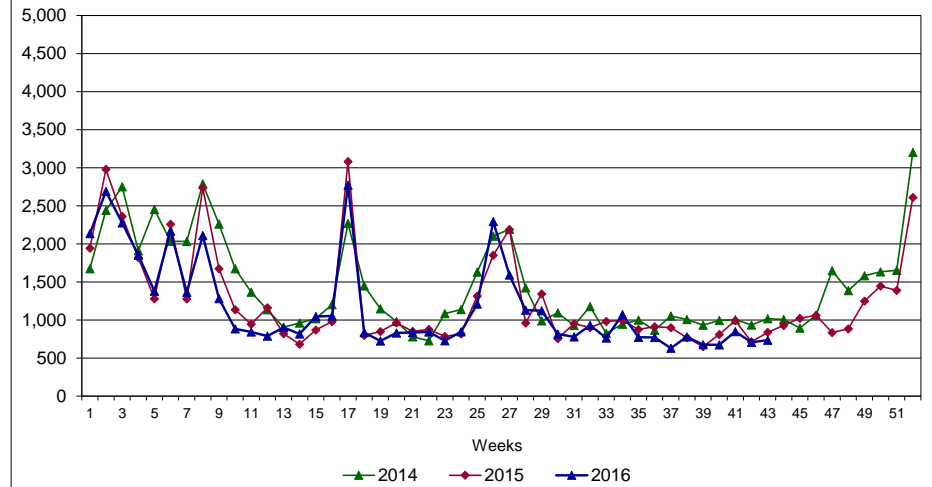
Rhode Island Department of Labor and Training

October 22, 2016

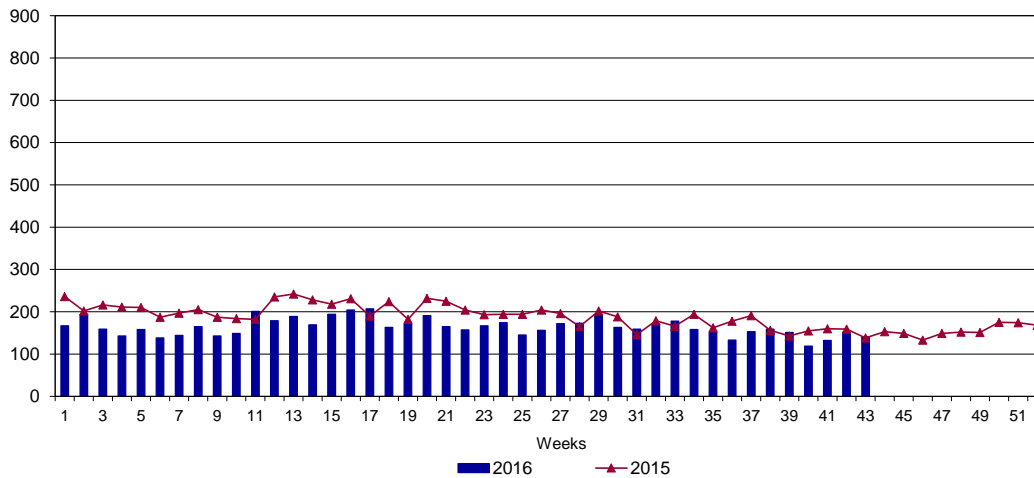
UI Claims Comparison Year to Date



UI Initial Claims 2014 - 2016



UI Exhaustions 2015 - 2016



TDI Claims Comparison Year to Date

