



Rhode Island Department of Labor and Training

Weekly Update of Claims Activity

Week Ending: October 29, 2016

Unemployment Insurance

Initial Claims – 877 initial claims were processed during the week ending 10/29/16, an increase of 141 from the previous week, and a decrease of 51 from a year ago. The number of initial claims filed to date is down 6.2 percent from last year and down 16.5 percent from two years ago.

Continued Claims – 6,233 continued claims were processed during the week of 10/29/16, a decrease of 82 from the previous week and a decrease of 317 from a year ago. The number of continued claims filed to date is down 8.3 percent from last year and down 20.2 percent from two years ago.

Workshare – gives employers an alternative to layoffs by allowing employees to work reduced hours and collect a percentage of regular UI benefits to compensate for lost pay. This week, 3 initial claims and 350 continued claims were processed. An estimated 1 layoff was prevented this week, as a result of Workshare.

Exhaustions – 140 individuals exhausted their regular payments this week, a decrease of 1 from the previous week and a decrease of 13 from a year ago.

Temporary Disability Insurance

Temporary Disability Insurance – 930 initial claims and 7,845 continued claims were processed for Temporary Disability Insurance. The average weekly TDI payment is \$488 per week. Rhode Island is currently paying an average of 10.4 weeks per new claim. To date there have been 40,681 TDI initial claims filed.

Temporary Caregiver Insurance – Of the 930 TDI initial claims, 210 (22.6%) were TCI Claims. This week 489 TCI payments were issued totaling \$272,933. The average weekly TCI payment was \$558. Of the 40,681 TDI claims filed in 2016, 8,202 or 20.2% were TCI claims.

	Initial Claims			Continued Claims	TOTAL - Initial and Continued Claims			
	Total	New	Additional		Current Week	Previous Week	Year Ago	Two Years Ago
Total - All programs*	909	585	324	6,942	7,851	7,750	8,150	9,665
UI Claims	877	567	310	6,233	7,110	7,051	7,478	8,851
Change from:								
Previous Week	141	93	48	-82	59			
Year Ago	-51	-61	10	-317	-368			
Two Years Ago	-129	-112	-17	-1,612	-1,741			
Interstate-Liable	29	15	14	359	388	392	460	515
Workshare	3	3	0	350	353	307	212	299
Workshare Equivalency	1	1	0	77	78	89	70	74
UI Exhaustions	-	.	-	140	140	141	153	186
TDI Claims (Includes TCI)	930	713	217	7,845	8,775	8,968	8,360	9,466
Change from:								
Previous Week	30	25	5	-223	-193			
Year Ago	131	89	42	284	415			

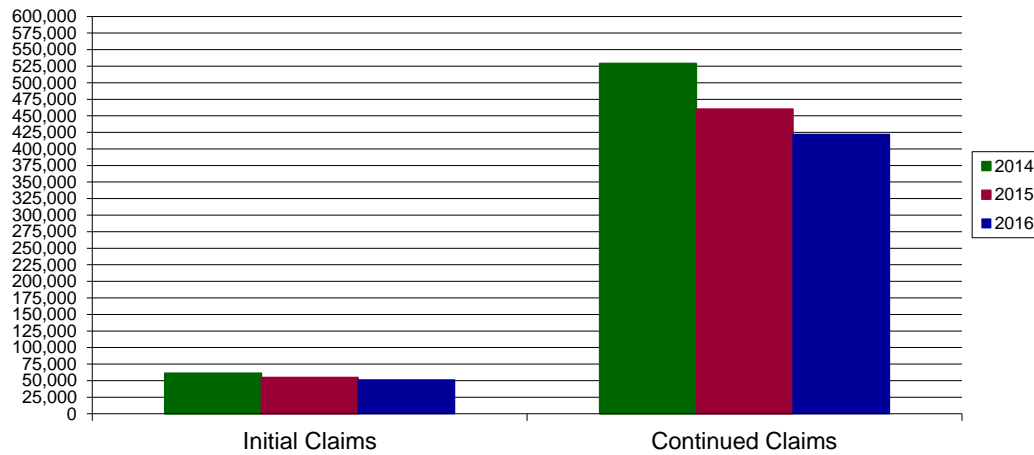
* Includes UI, Workshare & Interstate Liable.

Equal Opportunity Employer / Program / Auxiliary aids and services available upon request to individuals with disabilities / TTY via RI Relay 711.

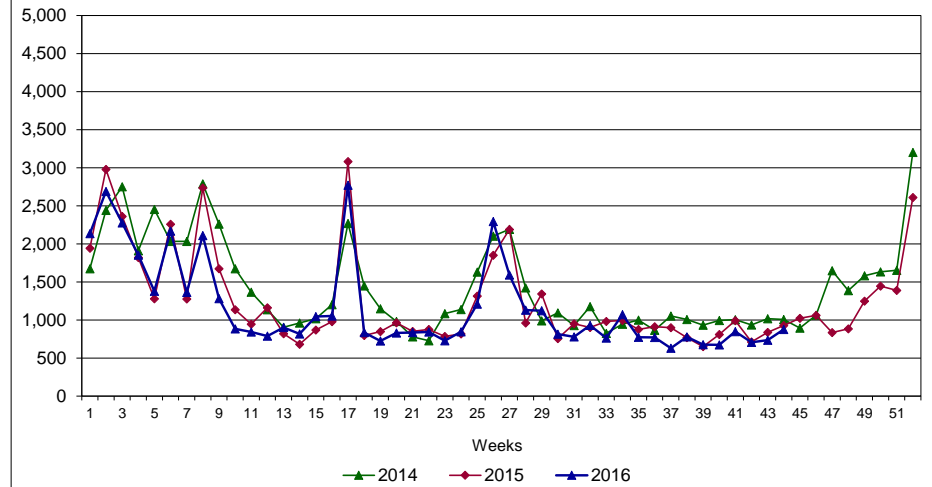
Rhode Island Department of Labor and Training

October 29, 2016

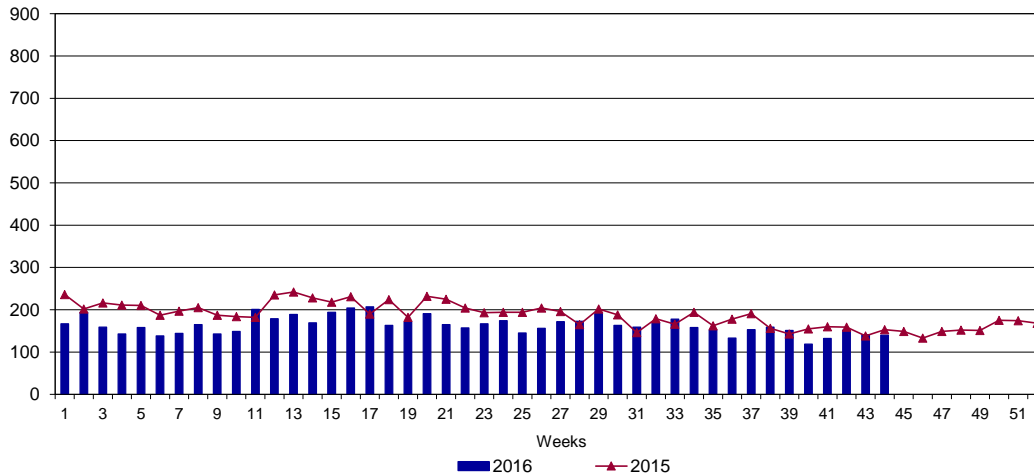
UI Claims Comparison Year to Date



UI Initial Claims 2014 - 2016



UI Exhaustions 2015 - 2016



TDI Claims Comparison Year to Date

