



Rhode Island Department of Labor and Training

Weekly Update of Claims Activity

Week Ending: November 5, 2016

Unemployment Insurance

Initial Claims – 1,005 initial claims were processed during the week ending 11/5/16, an increase of 128 from the previous week, and a decrease of 18 from a year ago. The number of initial claims filed to date is down 6.1 percent from last year and down 16.1 percent from two years ago.

Continued Claims – 6,289 continued claims were processed during the week of 11/5/16, an increase of 56 from the previous week and a decrease of 420 from a year ago. The number of continued claims filed to date is down 8.3 percent from last year and down 20.2 percent from two years ago.

Workshare – gives employers an alternative to layoffs by allowing employees to work reduced hours and collect a percentage of regular UI benefits to compensate for lost pay. This week, 8 initial claims and 467 continued claims were processed. An estimated 4 layoffs were prevented this week, as a result of Workshare.

Exhaustions – 154 individuals exhausted their regular payments this week, an increase of 14 from the previous week and an increase of 5 from a year ago.

Temporary Disability Insurance

Temporary Disability Insurance – 929 initial claims and 8,840 continued claims were processed for Temporary Disability Insurance. The average weekly TDI payment is \$478 per week. Rhode Island is currently paying an average of 10.5 weeks per new claim. To date there have been 41,610 TDI initial claims filed.

Temporary Caregiver Insurance – Of the 929 TDI initial claims, 201 (21.6%) were TCI Claims. This week 481 TCI payments were issued totaling \$249,485. The average weekly TCI payment was \$519. Of the 41,610 TDI claims filed in 2016, 8,403 or 20.2% were TCI claims.

	Initial Claims			Continued Claims	TOTAL - Initial and Continued Claims			
	Total	New	Additional		Current Week	Previous Week	Year Ago	Two Years Ago
Total - All programs*	1,053	662	391	7,109	8,162	7,851	8,380	9,378
UI Claims	1,005	630	375	6,289	7,294	7,110	7,732	8,658
Change from:								
Previous Week	128	63	65	56	184			
Year Ago	-18	-23	5	-420	-438			
Two Years Ago	110	76	34	-1,474	-1,364			
Interstate-Liable	40	25	15	353	393	388	456	503
Workshare	8	7	1	467	475	353	192	217
Workshare Equivalency	4	4	0	97	101	78	55	53
UI Exhaustions	-	.	-	154	154	140	149	206
TDI Claims (Includes TCI)	929	697	232	8,840	9,769	8,775	8,245	7,815
Change from:								
Previous Week	-1	-16	15	995	994			
Year Ago	-181	-157	-24	1,705	1,524			

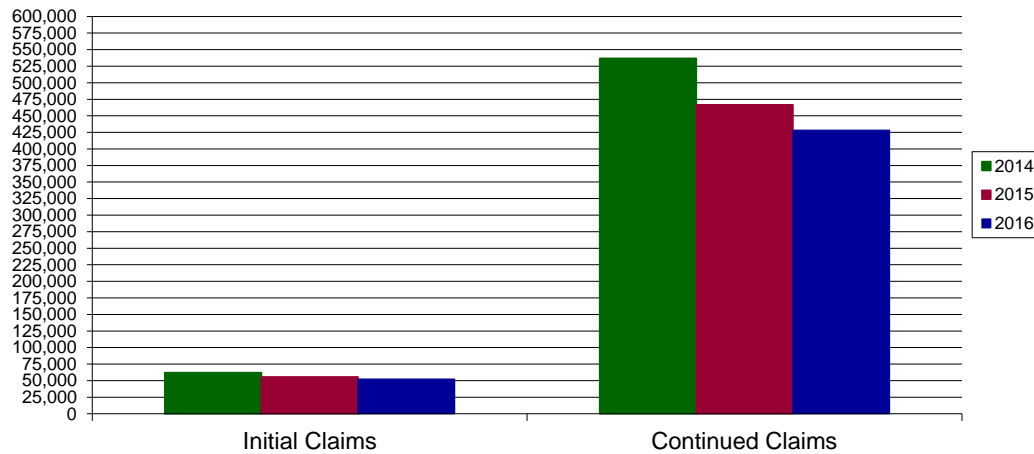
* Includes UI, Workshare & Interstate Liable.

Equal Opportunity Employer / Program / Auxiliary aids and services available upon request to individuals with disabilities / TTY via RI Relay 711.

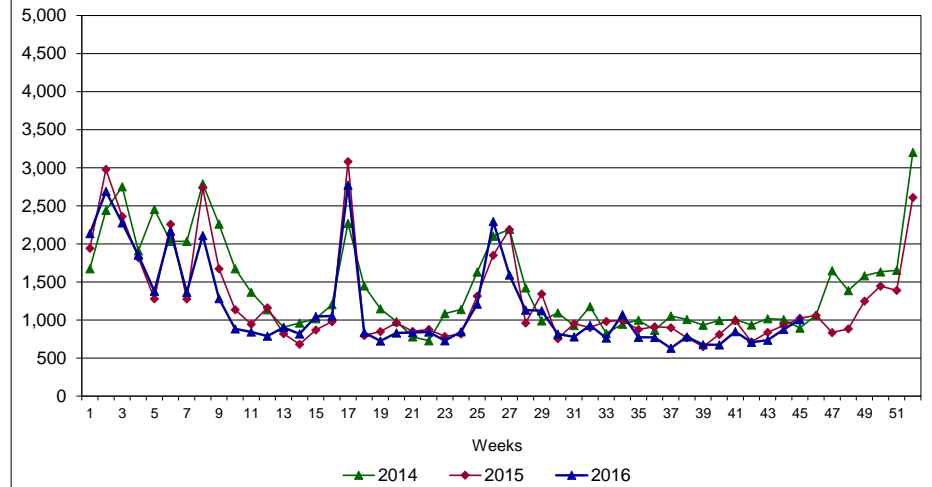
Rhode Island Department of Labor and Training

November 5, 2016

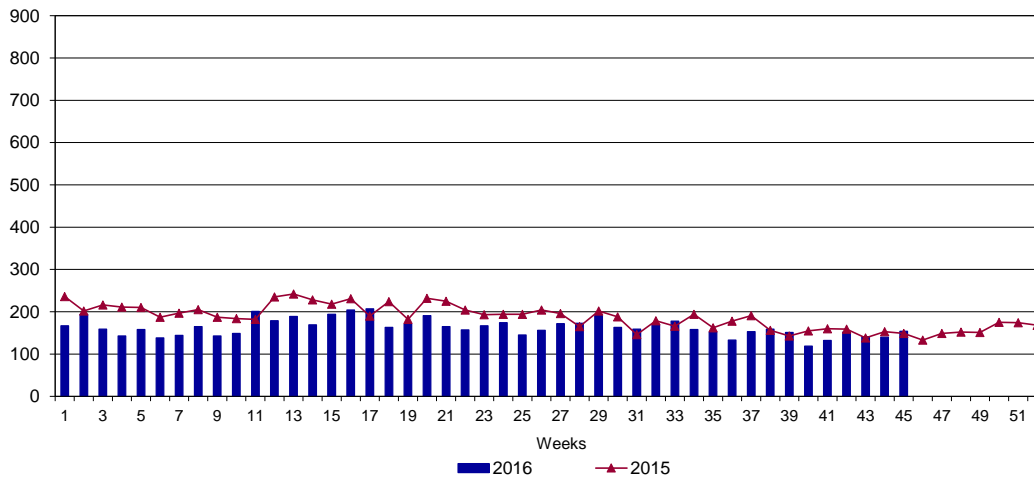
UI Claims Comparison Year to Date



UI Initial Claims 2014 - 2016



UI Exhaustions 2015 - 2016



TDI Claims Comparison Year to Date

