



## Rhode Island Department of Labor and Training

# *Weekly Update of Claims Activity*

*Week Ending: November 12, 2016*

### *Unemployment Insurance*

**Initial Claims** – 991 initial claims were processed during the week ending 11/12/16, a decrease of 14 from the previous week, and a decrease of 71 from a year ago. The number of initial claims filed to date is down 6.1 percent from last year and down 15.9 percent from two years ago.

**Continued Claims** – 6,303 continued claims were processed during the week of 11/12/16, an increase of 14 from the previous week and a decrease of 678 from a year ago. The number of continued claims filed to date is down 8.3 percent from last year and down 20.2 percent from two years ago.

**Workshare** – gives employers an alternative to layoffs by allowing employees to work reduced hours and collect a percentage of regular UI benefits to compensate for lost pay. This week, 2 initial claims and 273 continued claims were processed. An estimated 1 layoff was prevented this week, as a result of Workshare.

**Exhaustions** – 158 individuals exhausted their regular payments this week, an increase of 4 from the previous week and an increase of 25 from a year ago.

### *Temporary Disability Insurance*

**Temporary Disability Insurance** – 705 initial claims and 6,054 continued claims were processed for Temporary Disability Insurance. The average weekly TDI payment is \$495 per week. Rhode Island is currently paying an average of 10.5 weeks per new claim. To date there have been 42,315 TDI initial claims filed.

**Temporary Caregiver Insurance** – Of the 705 TDI initial claims, 162 (23.0%) were TCI Claims. This week 366 TCI payments were issued totaling \$189,012. The average weekly TCI payment was \$516. Of the 42,315 TDI claims filed in 2016, 8,565 or 20.2% were TCI claims.

	Initial Claims			Continued Claims	TOTAL - Initial and Continued Claims			
	Total	New	Additional		Current Week	Previous Week	Year Ago	Two Years Ago
<b>Total - All programs*</b>	1,030	675	355	6,958	7,988	8,162	8,759	9,752
<b>UI Claims</b>	991	655	336	6,303	7,294	7,294	8,043	8,991
Change from:								
Previous Week	-14	25	-39	14	0			
Year Ago	-71	-49	-22	-678	-749			
Two Years Ago	-73	-29	-44	-1,624	-1,697			
<b>Interstate-Liable</b>	37	20	17	382	419	393	500	504
<b>Workshare</b>	2	0	2	273	275	475	216	257
<b>Workshare Equivalency</b>	1	0	1	56	57	101	63	64
<b>UI Exhaustions</b>	-	.	-	158	158	154	133	212
<b>TDI Claims (Includes TCI)</b>	705	534	171	6,054	6,759	9,769	7,066	7,626
Change from:								
Previous Week	-224	-163	-61	-2,786	-3,010			
Year Ago	-196	-175	-21	-111	-307			

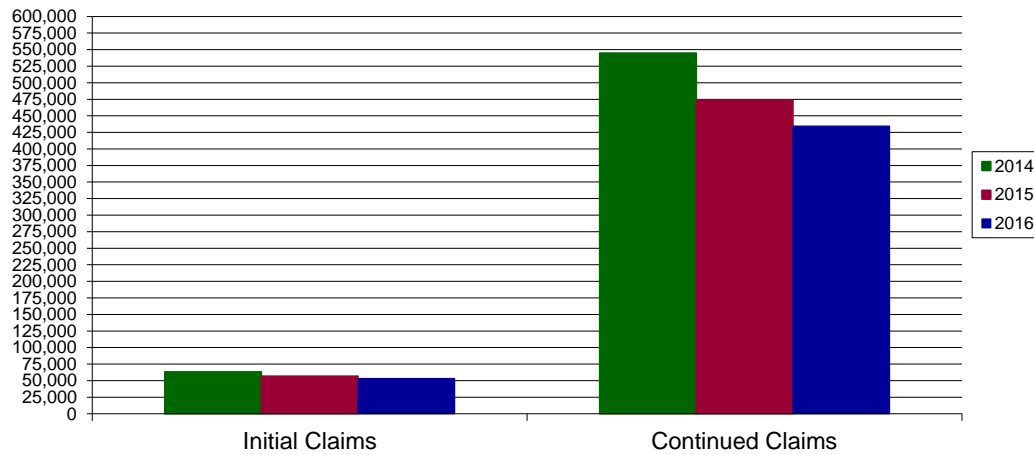
\* Includes UI, Workshare & Interstate Liable.

Equal Opportunity Employer / Program / Auxiliary aids and services available upon request to individuals with disabilities / TTY via RI Relay 711.

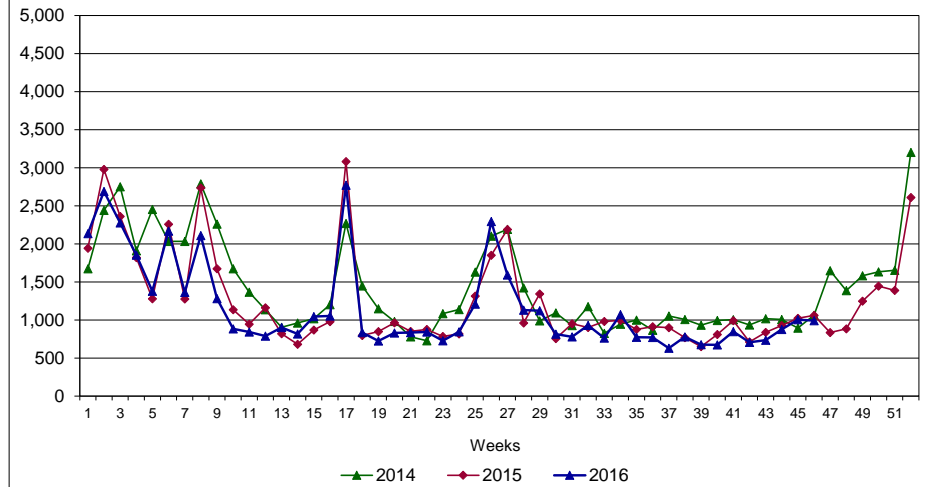
# Rhode Island Department of Labor and Training

## November 12, 2016

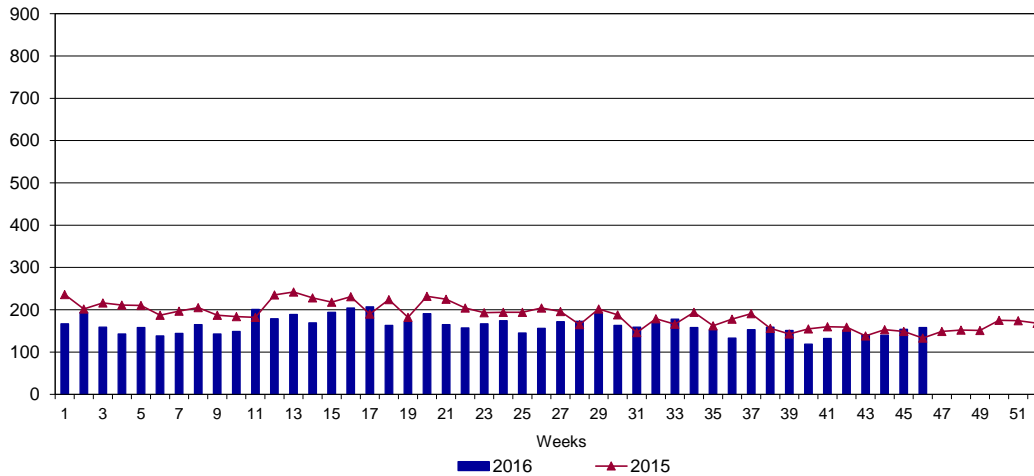
### UI Claims Comparison Year to Date



### UI Initial Claims 2014 - 2016



### UI Exhaustions 2015 - 2016



### TDI Claims Comparison Year to Date

