



Rhode Island Department of Labor and Training

Weekly Update of Claims Activity

Week Ending: November 19, 2016

Unemployment Insurance

Initial Claims – 923 initial claims were processed during the week ending 11/19/16, a decrease of 68 from the previous week, and an increase of 88 from a year ago. The number of initial claims filed to date is down 5.9 percent from last year and down 16.6 percent from two years ago.

Continued Claims – 6,849 continued claims were processed during the week of 11/19/16, an increase of 546 from the previous week and a decrease of 409 from a year ago. The number of continued claims filed to date is down 8.2 percent from last year and down 20.2 percent from two years ago.

Workshare – gives employers an alternative to layoffs by allowing employees to work reduced hours and collect a percentage of regular UI benefits to compensate for lost pay. This week, 16 initial claims and 408 continued claims were processed. An estimated 4 layoffs were prevented this week, as a result of Workshare.

Exhaustions – 156 individuals exhausted their regular payments this week, a decrease of 2 from the previous week and an increase of 7 from a year ago.

Temporary Disability Insurance

Temporary Disability Insurance – 1,055 initial claims and 7,743 continued claims were processed for Temporary Disability Insurance. The average weekly TDI payment is \$474 per week. Rhode Island is currently paying an average of 10.5 weeks per new claim. To date there have been 43,370 TDI initial claims filed.

Temporary Caregiver Insurance – Of the 1,055 TDI initial claims, 208 (19.7%) were TCI Claims. This week 410 TCI payments were issued totaling \$236,769. The average weekly TCI payment was \$577. Of the 43,370 TDI claims filed in 2016, 8,773 or 20.2% were TCI claims.

	Initial Claims			Continued Claims	TOTAL - Initial and Continued Claims			
	Total	New	Additional		Current Week	Previous Week	Year Ago	Two Years Ago
Total - All programs*	965	563	402	7,655	8,620	7,988	8,802	10,996
UI Claims	923	535	388	6,849	7,772	7,294	8,093	10,127
Change from:								
Previous Week	-68	-120	52	546	478			
Year Ago	88	10	78	-409	-321			
Two Years Ago	-726	-514	-212	-1,629	-2,355			
Interstate-Liable	26	13	13	398	424	419	499	548
Workshare	16	15	1	408	424	275	210	321
Workshare Equivalency	4	4	0	105	109	57	62	78
UI Exhaustions	-	.	-	156	156	158	149	208
TDI Claims (Includes TCI)	1,055	804	251	7,743	8,798	6,759	8,756	9,436
Change from:								
Previous Week	350	270	80	1,689	2,039			
Year Ago	70	25	45	-28	42			

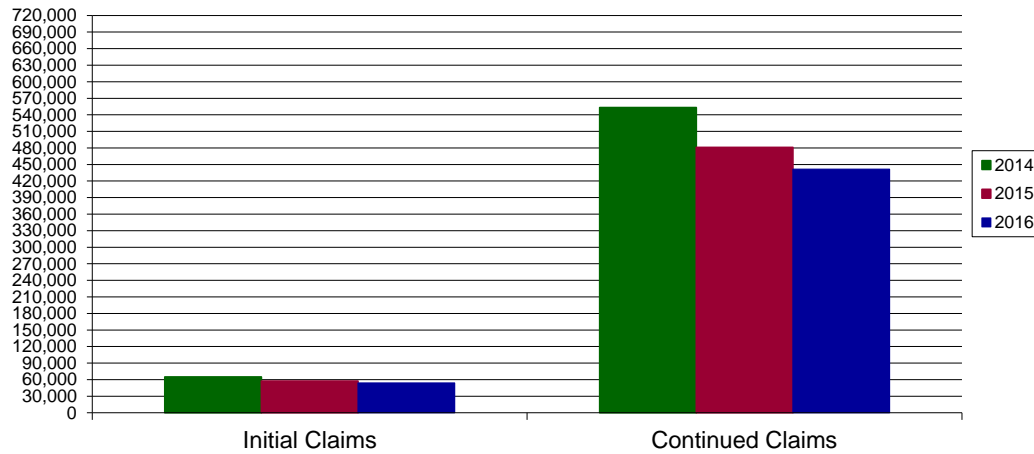
* Includes UI, Workshare & Interstate Liable.

Equal Opportunity Employer / Program / Auxiliary aids and services available upon request to individuals with disabilities / TTY via RI Relay 711.

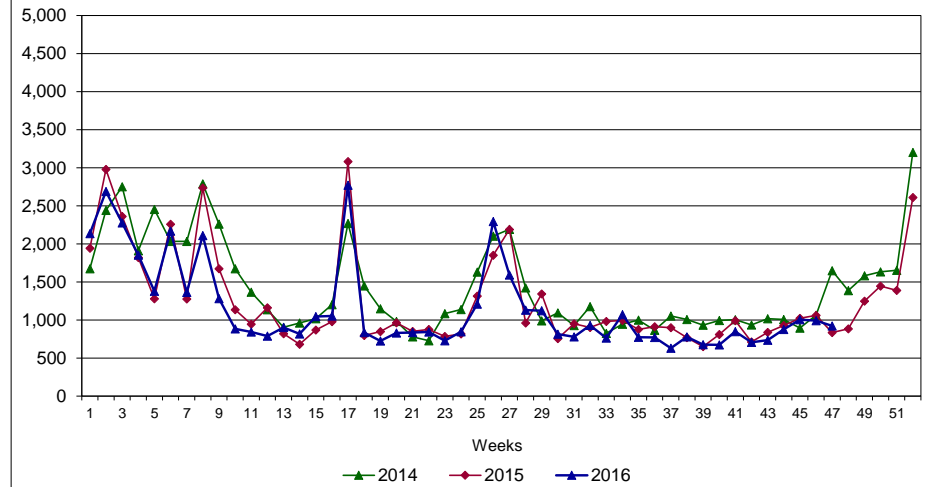
Rhode Island Department of Labor and Training

November 19, 2016

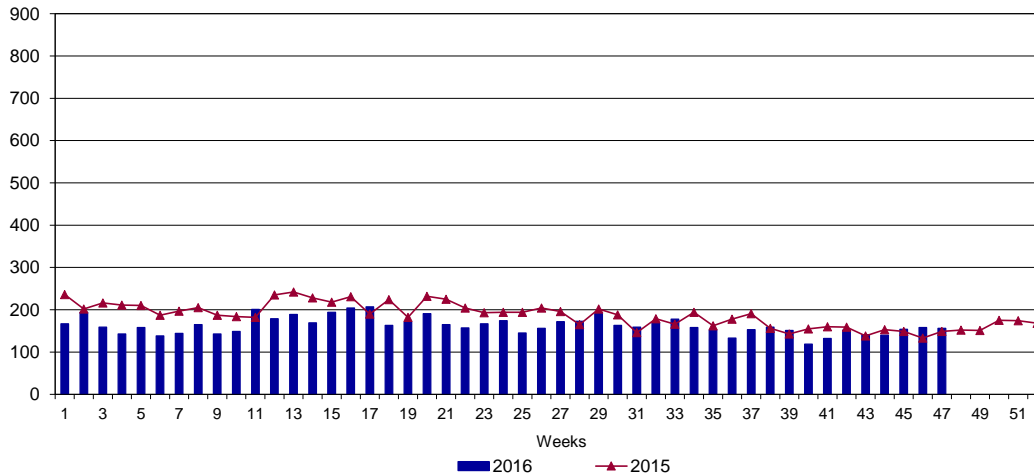
UI Claims Comparison Year to Date



UI Initial Claims 2014 - 2016



UI Exhaustions 2015 - 2016



TDI Claims Comparison Year to Date

