



## Rhode Island Department of Labor and Training

# *Weekly Update of Claims Activity*

*Week Ending: December 10, 2016*

### ***Unemployment Insurance***

**Initial Claims** – 1,078 initial claims were processed during the week ending 12/10/16, a decrease of 146 from the previous week, and a decrease of 367 from a year ago. The number of initial claims filed to date is down 5.7 percent from last year and down 17.2 percent from two years ago.

**Continued Claims** – 7,800 continued claims were processed during the week of 12/10/16, an increase of 28 from the previous week and a decrease of 347 from a year ago. The number of continued claims filed to date is down 8.0 percent from last year and down 20.1 percent from two years ago.

**Workshare** – gives employers an alternative to layoffs by allowing employees to work reduced hours and collect a percentage of regular UI benefits to compensate for lost pay. This week, 5 initial claims and 121 continued claims were processed.

**Exhaustions** – 163 individuals exhausted their regular payments this week, an increase of 20 from the previous week and a decrease of 12 from a year ago.

### ***Temporary Disability Insurance***

**Temporary Disability Insurance** – 927 initial claims and 7,184 continued claims were processed for Temporary Disability Insurance. The average weekly TDI payment is \$487 per week. Rhode Island is currently paying an average of 10.6 weeks per new claim. To date there have been 45,882 TDI initial claims filed.

**Temporary Caregiver Insurance** – Of the 927 TDI initial claims, 208 (22.4%) were TCI Claims. This week 416 TCI payments were issued totaling \$217,206. The average weekly TCI payment was \$522. Of the 45,882 TDI claims filed in 2016, 9,347 or 20.4% were TCI claims.

	Initial Claims			Continued Claims	TOTAL - Initial and Continued Claims			
	Total	New	Additional		Current Week	Previous Week	Year Ago	Two Years Ago
<b>Total - All programs*</b>	1,109	671	438	8,338	9,447	9,591	10,326	11,887
<b>UI Claims</b>	1,078	654	424	7,800	8,878	8,996	9,592	11,143
Change from:								
Previous Week	-146	-73	-73	28	-118			
Year Ago	-367	-246	-121	-347	-714			
Two Years Ago	-556	-367	-189	-1,709	-2,265			
<b>Interstate-Liable</b>	26	15	11	417	443	471	544	567
<b>Workshare</b>	5	2	3	121	126	124	190	177
<b>Workshare Equivalency</b>	1	0	1	26	27	43	49	44
<b>UI Exhaustions</b>	-	.	-	163	163	143	175	215
<b>TDI Claims (Includes TCI)</b>	927	703	224	7,184	8,111	8,136	9,207	7,601
Change from:								
Previous Week	-53	-20	-33	28	-25			
Year Ago	-153	-130	-23	-943	-1,096			

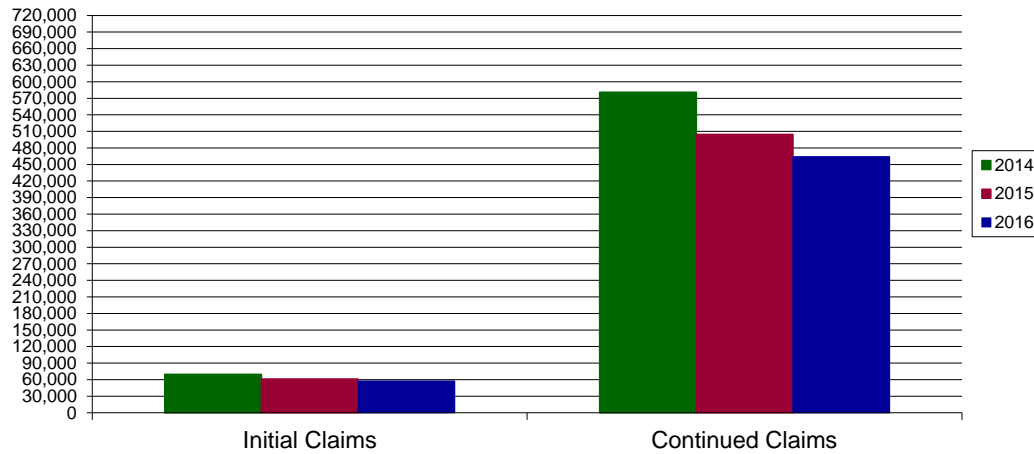
\* Includes UI, Workshare & Interstate Liable.

Equal Opportunity Employer / Program / Auxiliary aids and services available upon request to individuals with disabilities / TTY via RI Relay 711.

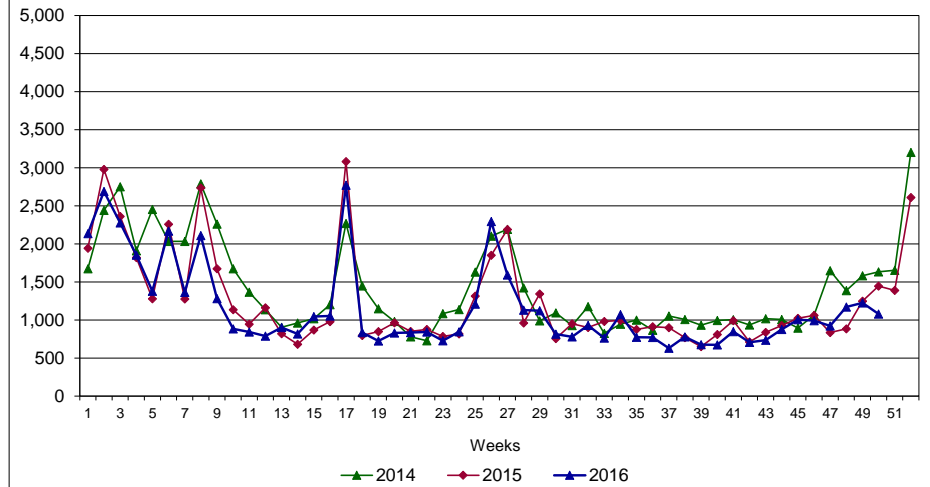
# Rhode Island Department of Labor and Training

## December 10, 2016

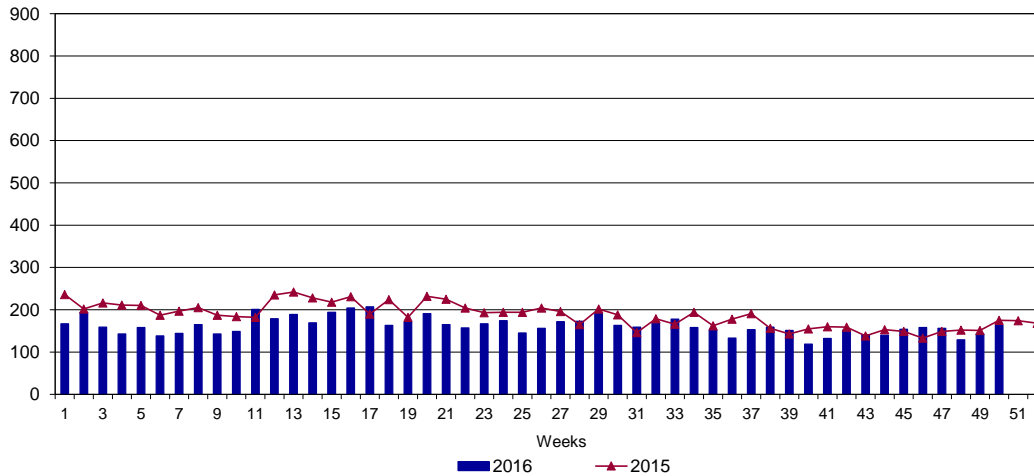
### UI Claims Comparison Year to Date



### UI Initial Claims 2014 - 2016



### UI Exhaustions 2015 - 2016



### TDI Claims Comparison Year to Date

